




PF Int'l | 19 - 22.07.2012
CIK-FIA European KF2 Championship (Rd2)



KF2

RESULTS BOOKLET



CIK-FIA European KF2 Championship

Wackersdorf | 07 - 10.06.2012

PF Int'l | 19 - 22.07.2012



KF2

KF2

Final Results

New classification after the decision of the MSA

For information purposes. No official / regulatory value

Rnk	No.	Entrant	Nat	Driver	Nat	Equipment	DEU1	DEU2	GBR1	GBR2	Points
1	55	ART Grand Prix Srl	ITA	Barnicoat, Benjamin	GBR	ART GP / Parilla / Vega	11	20	20	0	51
2	51	ART Grand Prix Srl	ITA	Leclerc, Charles	MCO	ART GP / Parilla / Vega	25	8	0	9	42
3	162	CRG SpA	ITA	Tiene, Felice	ITA	CRG / BMB / Vega	0	0	16	25	41
4	70	Morsicani Racing	ITA	Speedy, (A. Fuoco)	ITA	Tony Kart / Vortex / Vega	9	(9)	10	20	39
5	129	Kosmic Racing Dept	ITA	Nielsen, Nicklas	DNK	Kosmic / Vortex / Vega	0	11	11	16	38
6	154	Energy North Europe	FIN	Snell, Sam	GBR	Energy / Parilla / Vega	-	-	25	2	27
7	116	RS-Motorsport	DEU	Krebs, Thomas S.	DEU	Maranello / TM / Vega	16	10	-	-	26
8	53	Energy Corse	ITA	Olsen, Dennis	NOR	Energy / TM / Vega	5	16	0	5	26
9	57	Energy North Europe	FIN	Tiihonen, Niklas	FIN	Energy / Parilla / Vega	0	0	13	13	26
10	168	Intrepid Driver Program	ITA	Verstappen, Max	NLD	Intrepid / TM / Vega	(20)	25	E	E	25
11	61	LH Racing Team	SWE	Joyner, Tom	GBR	LH / BMB / Vega	13	0	8	0	21
12	85	Tony Kart Racing Team	ITA	Fioravanti, Damiano	ITA	Tony Kart / Vortex / Vega	0	0	9	10	19
13	59	Formula K	ITA	Hubert, Anthoine	FR	FK / TM / Vega	0	13	2	0	15
14	144	Energy Corse	ITA	Romanov, Vasily	RUS	Energy / Parilla / Vega	-	-	6	8	14
15	106	Kosmic Racing Dept	ITA	Ippolito, Paolo	ITA	Kosmic / Vortex / Vega	-	-	7	7	14
16	87	Kosmic Racing Dept	ITA	Fukuzumi, Nirei	JPN	Kosmic / Vortex / Vega	-	-	0	11	11
17	91	Tony Kart Racing Team	ITA	Gil Contreras, Carlos	ESP	Tony Kart / Vortex / Vega	7	0	0	4	11
18	56	Birel Motorsport	ITA	Basz, Karol	POL	Birel / BMB / Vega	10	0	-	-	10
19	77	Maranello Kart	ITA	Cucco, Stefano	ITA	Maranello / BMB / Vega	8	2	-	-	10
20	78	Praga Kart Racing	CZE	Dabski, Karol	POL	Praga / Parilla / Vega	0	7	1	1	9
21	97	Maranello Kart	ITA	Hansen, Andreas Sebastian	DNK	Maranello / Maranello / Vega	-	-	5	3	8
22	119	Comer	ITA	Lavelli, Kevin	ITA	Top Kart / Parilla / Vega	4	4	-	-	8
23	54	Tony Kart Racing Team	ITA	Camponeschi, Flavio	ITA	Tony Kart / Vortex / Vega	0	0	0	6	6
24	65	Keijzer Racing	NLD	Graham, Matthew	GBR	Zanardi / Parilla / Vega	6	0	0	0	6
25	95	Comer	ITA	Guazzaroni, Alessio	ITA	Top Kart / Parilla / Vega	0	6	-	-	6
26	139	Tony Kart Racing Team	ITA	Petjoi, Teemu Markus	FIN	Tony Kart / Vortex / Vega	3	3	0	0	6
27	132	Mach 1 Motorsport	DEU	Norris, John	IRL	Mach 1 / TM / Vega	0	5	-	-	5
28	63	PF International Karting	GBR	Litchfield, Mark	GBR	Zanardi / Parilla / Vega	2	0	3	0	5
29	128	Bruneau, Olivier	FR	Moineault, Valentin	FR	Tony Kart / Vortex / Vega	-	-	4	0	4
30	136	Tony Kart Racing Team	ITA	Paz Patric Armand, Philo	IDN	Tony Kart / Vortex / Vega	1	0	0	0	1
31	102	Formula K	ITA	Helgheim, Oystein	NOR	FK / TM / Vega	0	1	-	-	1
32	110	Team Komarov	RUS	Karpov, Kirill	RUS	Tony Kart / BMB / Vega	0	0	-	-	0
33	166	CRG SpA	ITA	Varley, Luke	GBR	LH / BMB / Vega	-	-	0	0	0
34	71	Formula K	ITA	Blom, Dave	NLD	FK / TM / Vega	0	0	-	-	0
35	98	Ward Racing	SWE	Hansson, Robin L.	SWE	Tony Kart / Vortex / Vega	0	0	-	-	0
36	76	VDK Racing	GBR	Compere, Victor	FR	Kosmic / Vortex / Vega	-	-	0	0	0
37	64	Kosmic Racing Dept	ITA	Gromanová, Tereza	CZE	Kosmic / Vortex / Vega	0	0	-	-	0
38	122	Tony Kart Racing Team	ITA	Mac Leod, Samuel	GBR	Tony Kart / Vortex / Vega	0	0	0	0	0
39	124	Energy North Europe	FIN	Mäntylä, Ville	FIN	Energy / Parilla / Vega	-	-	0	0	0
40	81	Millennium Motorsport	GBR	Di Folco, Alberto	ITA	Tony Kart / TM / Vega	0	0	0	0	0
41	137	Daems Racing	BEL	Pereira, Dylan	LUX	Tony Kart / Vortex / Vega	0	0	-	-	0
42	134	RK Racing Team	AUT	Pajuranta, Juuso-Matti	FIN	RK / BMB / Vega	-	-	0	0	0
43	148	Comer	ITA	Savona, Federico	ITA	Top Kart / Parilla / Vega	0	0	-	-	0
44	147	Comer	ITA	Santilli, Alessio	ITA	Top Kart / Parilla / Vega	-	-	0	0	0
45	133	ART Grand Prix Srl	ITA	Nylund, Niclas	FIN	ART GP / Parilla / Vega	-	-	0	0	0
46	169	Chiesa Corse	ITA	Vivacqua C.De Olivie Thiago	BRA	Zanardi / Parilla / Vega	-	-	0	0	0
47	73	Borget, Bastien	FR	Boutonnet, Paul	FR	Tony Kart / Parilla / Vega	-	-	0	0	0
48	75	Tony Kart Racing Team	ITA	Chang Wing Chung, Andy	MAC	Tony Kart / Vortex / Vega	0	0	-	-	0

New classification after the decision of the MSA National Court of Appeal on the appeal lodged by the Entrant of Driver #168




PF Int'l | 19 - 22.07.2012
CIK-FIA European KF2 Championship (Rd2)



KF2

Final **Phase**





KF2

Race 2 (GBR2)
Results

Document 66.2 OFFICIAL

Subject to scrutineering & sporting investigations

Rnk	No.	Entrant	Nat	Driver	Nat	Equipment	Laps	Gap	Interv.	Best Lap	Penalty	dB
1	162	CRG SpA	ITA	Tiene, Felice	ITA	CRG / BMB / Vega	19			54.759		106.7
2	70	Morsicani Racing	ITA	Speedy, (A. Fuoco)	ITA	Tony Kart / Vortex / Vega	19	1.300	1.300	54.818		105.4
3	129	Kosmic Racing Dept	ITA	Nielsen, Nicklas	DNK	Kosmic / Vortex / Vega	19	1.578	0.278	54.745		103.9
4	57	Energy North Europe	FIN	Tiihonen, Niklas	FIN	Energy / Parilla / Vega	19	1.808	0.230	54.829		
5	87	Kosmic Racing Dept	ITA	Fukuzumi, Nirei	JPN	Kosmic / Vortex / Vega	19	2.072	0.264	54.733		
6	85	Tony Kart Racing Team	ITA	Fioravanti, Damiano	ITA	Tony Kart / Vortex / Vega	19	2.375	0.303	54.877		106.1
7	51	ART Grand Prix Srl	ITA	Leclerc, Charles	MCO	ART GP / Parilla / Vega	19	2.672	0.297	54.800		104.8
8	144	Energy Corse	ITA	Romanov, Vasily	RUS	Energy / Parilla / Vega	19	3.134	0.462	54.820		
9	106	Kosmic Racing Dept	ITA	Ippolito, Paolo	ITA	Kosmic / Vortex / Vega	19	4.085	0.951	54.956		105.7
10	54	Tony Kart Racing Team	ITA	Camponeschi, Flavio	ITA	Tony Kart / Vortex / Vega	19	4.757	0.672	54.624		105.0
11	53	Energy Corse	ITA	Olsen, Dennis	NOR	Energy / TM / Vega	19	4.990	0.233	54.642		
12	91	Tony Kart Racing Team	ITA	Gil Contreras, Carlos	ESP	Tony Kart / Vortex / Vega	19	5.565	0.575	54.890		
13	97	Maranello Kart	ITA	Hansen, Andreas Sebastian	DNK	Maranello / Maranello / Vega	19	5.923	0.358	55.034		104.6
14	154	Energy North Europe	FIN	Snell, Sam	GBR	Energy / Parilla / Vega	19	5.943	0.020	54.905	+3.000	
15	78	Praga Kart Racing	CZE	Dabski, Karol	POL	Praga / Parilla / Vega	19	6.683	0.740	54.874		105.0
16	59	Formula K	ITA	Hubert, Anthoine	FRA	FK / TM / Vega	19	12.603	5.920	55.099		105.2
17	166	CRG SpA	ITA	Varley, Luke	GBR	LH / BMB / Vega	19	12.761	0.158	55.134		106.3
18	128	Bruneau, Olivier	FRA	Moineault, Valentin	FRA	Tony Kart / Vortex / Vega	19	12.891	0.130	54.875		106.4
19	124	Energy North Europe	FIN	Mäntylä, Ville	FIN	Energy / Parilla / Vega	19	13.708	0.817	55.290		105.0
20	81	Millennium Motorsport	GBR	Di Folco, Alberto	ITA	Tony Kart / TM / Vega	19	17.288	3.580	55.333		
21	136	Tony Kart Racing Team	ITA	Paz Patric Armand, Philo	ITA	Tony Kart / Vortex / Vega	19	18.005	0.717	55.360		106.1
22	134	RK Racing Team	AUT	Pajuranta, Juuso-Matti	FIN	RK / BMB / Vega	19	18.065	0.060	55.366		105.9
23	122	Tony Kart Racing Team	ITA	Mac Leod, Samuel	GBR	Tony Kart / Vortex / Vega	19	19.859	1.794	54.901		104.7
24	133	ART Grand Prix Srl	ITA	Nylund, Niclas	FIN	ART GP / Parilla / Vega	19	20.142	0.283	54.907		104.7
25	55	ART Grand Prix Srl	ITA	Barnicoat, Benjamin	GBR	ART GP / Parilla / Vega	17	2 Laps	2 Laps	54.856		106.2
26	61	LH Racing Team	SWE	Joyner, Tom	GBR	LH / BMB / Vega	17	2 Laps	0.206	54.773		
27	76	VDK Racing	GBR	Compere, Victor	FRA	Kosmic / Vortex / Vega	15	4 Laps	2 Laps	55.191		106.9
28	147	Comer	ITA	Santilli, Alessio	ITA	Top Kart / Parilla / Vega	15	4 Laps	7.140	55.501		104.4
29	63	PF International Karting	GBR	Litchfield, Mark	GBR	Zanardi / Parilla / Vega	13	6 Laps	2 Laps	55.199		
30	73	Borget, Bastien	FRA	Boutonnet, Paul	FRA	Tony Kart / Parilla / Vega	13	6 Laps	1.221	55.331		105.1
31	169	Chiesa Corse	ITA	Vivacqua, Thiago	BRA	Zanardi / Parilla / Vega	7	12 Laps	6 Laps	55.225		
32	139	Tony Kart Racing Team	ITA	Petjoi, Teemu Markus	FIN	Tony Kart / Vortex / Vega	1	18 Laps	6 Laps	1:02.708		
33	65	Keijzer Racing	NLD	Graham, Matthew	GBR	Zanardi / Parilla / Vega	0	19 Laps	1 Lap			

No.154 Snell, Sam : 3 seconds penalty for leaving corridor. Art 2.20 CIK General Prescriptions. According to Stewards' Decision No.262.

Not Classified

168	Intrepid Driver Program	ITA	Verstappen, Max	NLD	Intrepid / TM / Vega	Excluded		54.868		105.1
-----	-------------------------	-----	-----------------	-----	----------------------	----------	--	--------	--	-------

No.168 Verstappen, Max : New classification after the decision of the MSA National Court of Appeal on the appeal lodged by the Entrant of Driver #168

Start Time : 22/07/2012 - 15:14:24

Best Lap : No.54 Camponeschi, Flavio 54.624 91.08 Kph

Weather : Slightly cloudy Air : 23°C Track : Dry

Event Record : No.85 Fioravanti, Damiano 54.584 91.14 Kph





DOCUMENT N° 262
DÉCISION DES COMMISSAIRES SPORTIFS
STEWARDS' DECISION

PÉNALITÉ INFLIGÉE AU CONCURRENT (NOM) : **Energy North Europe**
PENALTY INFLICTED UPON THE ENTRANT (NAME):

NATIONALITÉ / NATIONALITY: **FIN**

N°: **154** PILOTE : **Snell, Sam**
No.: DRIVER :

Concerne la partie de l'Épreuve : **KF2 - Race 2**
Concerns the part of the event:

ÉNONCÉ / STATEMENT:

3 sec time penalty in the above session concerned

MOTIF / REASON:

The kart concerned went out of his corridor with 2 wheels before the start was given (reported by Judge of Fact). Having considered the report from Judge of Fact, having considered the relevant video sequence and after hearing the Entrant concerned, the Stewards feel that this fact contravenes art 2.20 CIK-FIA General Prescriptions and Briefing instructions. The Stewards take their decision in accordance with art 2.20 and 2.24 CIK-FIA GP and 152 and 153 FIA International Sporting Code.

Décision annoncée
Decision announced

Date / Date: **22/07/2012**

Heure / Time: **15:47**

Nom / Name

Signature

Président du Collège / *Chairman of the Panel:*

Horst SEIDEL (DEU) :

Membres du Collège / *Members of the Panel:*

Michel WALTISPERGER (FRA) :

Richard NORBURY (GBR) :

NOTIFICATION AU CONCURRENT CONCERNÉ / NOTIFICATION TO THE RELEVANT ENTRANT

Je soussigné :
I undersigned: Nom personnel / *personal name*

Représentant du Concurrent : **Energy North Europe**
Representing the Entrant: Nom du Concurrent / *Entrant's name*

Certifie avoir reçu notification du document N° **262** des Commissaires Sportifs de l'Épreuve.
Certify that I have been notified of document No. **262** *by the Stewards of the Meeting.*

Date : Heure / Time: Signature :



PF Int'l | 19 - 22.07.2012
CIK-FIA European KF2 Championship (Rd2)



KF2



KF2 Race 2 (GBR2)
Lap Chart

For information purposes. No official / regulatory value

	1	2	3	4	5	6	7	8	9	10	11	12	13	14	15	16	17	18	19	20	21	22	23	24	25	26	27	28	29	30	31	32	33	34
Grid	168	154	55	162	57	129	70	85	61	106	144	97	128	63	59	78	87	139	76	65	91	81	166	136	147	169	73	134	124	51	53	54	133	122
Start	168	154	55	57	70	162	129	144	61	85	106	128	97	59	63	87	78	76	139	91	65	166	81	147	136	73	53	169	134	51	133	124	54	122
Lap 1 Interval	168	154	55	57	70	162	61	144	129	97	87	85	59	91	166	147	106	76	63	78	51	73	169	133	139	124	53	134	122	81	136	128	54	
Lap 2	168	55	154	57	162	61	70	144	129	97	85	59	91	87	106	166	76	63	78	51	147	169	53	124	73	81	134	54	128	136	133	122		
Lap 3	168	55	57	154	162	61	70	129	97	144	85	59	87	91	106	76	78	51	166	63	147	169	53	124	81	73	54	134	128	136	133	122		
Lap 4	55	168	57	162	154	61	70	129	144	85	97	87	59	106	91	76	51	78	166	63	169	53	147	124	81	54	73	128	134	136	133	122		
Lap 5	55	168	57	162	154	70	129	61	144	85	87	97	106	59	91	51	76	78	166	63	53	169	124	147	54	81	73	128	134	136	133	122		
Lap 6	55	168	57	162	154	129	70	61	144	85	87	97	106	91	51	59	78	76	166	53	169	63	54	124	147	128	73	81	134	136	133	122		
Lap 7	55	168	57	162	154	129	70	61	144	87	85	97	106	51	91	78	59	76	53	166	169	54	63	124	128	73	147	81	134	136	133	122		
Lap 8	55	168	57	162	154	129	70	61	144	87	85	106	97	51	91	78	53	76	59	54	166	63	124	128	73	147	134	81	136	133	122			
Lap 9	55	168	57	162	129	154	70	61	144	87	85	106	97	51	91	78	53	54	59	63	166	76	124	128	73	147	134	81	136	122	133			
Lap 10	55	168	57	162	129	70	61	144	87	154	85	51	97	106	91	53	78	54	59	166	124	63	128	76	73	134	81	147	136	122	133			
Lap 11	55	168	162	57	70	129	61	87	144	154	85	51	106	97	91	53	54	78	59	166	124	128	63	76	73	134	81	147	136	122	133			
Lap 12	55	168	162	57	70	61	129	87	144	154	85	51	106	91	97	53	54	78	59	166	128	63	76	124	73	134	81	136	147	122	133			
Lap 13	55	162	168	57	70	61	87	129	144	154	85	51	106	91	97	53	54	78	59	166	128	63	76	124	73	134	81	136	147	122	133			
Lap 14	55	162	168	57	70	61	87	129	144	154	85	51	106	91	53	54	97	78	59	166	128	76	124	134	81	136	147	122	133					
Lap 15	162	55	57	168	70	61	87	129	144	85	154	51	106	91	53	54	97	78	59	166	128	76	124	81	134	136	147	122	133					
Lap 16	162	57	168	55	70	61	129	144	87	85	154	51	106	91	53	54	97	78	59	128	166	124	81	134	136	122	133							
Lap 17	57	162	168	70	55	61	129	144	87	85	51	154	106	91	53	54	97	78	59	128	166	124	81	134	136	122	133							
Lap 18	162	70	57	168	129	144	87	85	51	154	106	54	53	91	97	78	59	128	166	124	134	81	136	122	133									
Lap 19	162	70	168	129	57	87	85	51	154	144	106	54	53	91	97	78	59	166	128	124	81	136	134	122	133									





PF Int'l | 19 - 22.07.2012

CIK-FIA European KF2 Championship (Rd2)



KF2



KF2

Race 2 (GBR2)

Lap Time Analysis

For information purposes. No official / regulatory value

Laps	Sector 1	Spd 1	Sector 2	Sector 3	Spd 2	Lap Time
No.51 Leclerc, Charles						
1	23.248	107.3	19.483	18.425	116.3	1:01.156
2	19.992	117.6	18.071	18.305	117.4	56.368
3	20.212	118.0	17.725	18.169	118.4	56.106
4	20.004	117.6	17.664	17.898	118.2	55.566
5	19.882	118.3	17.646	18.029	118.3	55.557
6	19.832	118.1	17.892	17.952	117.7	55.676
7	19.872	117.6	17.429	17.829	116.9	55.130
8	19.814	117.5	17.262	17.733	117.2	54.809
9	19.849	117.9	17.298	17.750	118.3	54.897
10	19.734	117.4	17.706	17.802	116.2	55.242
11	19.788	117.9	17.290	17.854	116.1	54.932
12	19.779	117.8	17.343	17.815	116.3	54.937
13	19.775	117.7	17.346	17.747	116.8	54.868
14	19.853	118.1	17.287	17.811	116.8	54.951
15	19.749	118.2	17.308	17.743	117.2	54.800
16	19.747	117.4	17.297	17.811	118.1	54.855
17	19.671	117.8	17.419	17.783	118.2	54.873
18	19.741	118.0	17.285	17.779	119.2	54.805
19	19.837	116.5	17.910	17.847	117.5	55.594
No.53 Olsen, Dennis						
1	24.702	116.8	19.178	18.662	117.5	1:02.542
2	20.690	117.3	18.282	18.192	115.9	57.164
3	19.980	117.0	17.506	17.947	117.8	55.433
4	20.147	117.7	18.121	18.041	117.7	56.309
5	19.802	117.3	17.515	17.789	117.9	55.106
6	20.054	117.3	17.339	17.824	117.8	55.217
7	20.103	117.5	17.722	17.810	118.0	55.635
8	20.008	117.4	17.791	17.738	117.4	55.537
9	19.764	117.4	17.223	17.735	117.9	54.722
10	19.804	117.4	17.749	17.926	116.8	55.479
11	19.794	117.5	17.270	17.801	116.8	54.865
12	19.762	117.6	17.234	17.773	117.6	54.769
13	19.698	117.4	17.321	17.720	117.7	54.739
14	19.718	117.7	17.566	17.723	117.4	55.007
15	19.739	117.4	17.246	17.718	117.9	54.703
16	19.718	117.3	17.204	17.720	117.8	54.642
17	19.795	117.4	17.667	17.792	118.1	55.254
18	20.048	117.3	17.946	17.800	117.7	55.794
19	19.820	117.2	17.206	17.755	117.6	54.781
No.54 Camponeschi, Flavio						
1	23.701	116.1	21.993	18.478	113.4	1:04.172
2	20.050	116.0	18.086	18.126	116.6	56.262
3	20.285	116.4	17.890	17.961	115.8	56.136
4	20.033	116.5	17.596	17.902	116.4	55.531
5	19.912	116.8	17.466	17.929	116.6	55.307
6	19.798	116.6	17.434	17.854	116.7	55.086
7	19.777	116.6	17.395	17.785	116.7	54.957
8	19.739	116.4	17.672	17.879	117.2	55.290

Laps	Sector 1	Spd 1	Sector 2	Sector 3	Spd 2	Lap Time
9	20.070	116.2	17.236	17.758	115.5	55.064
10	19.757	116.3	17.274	17.810	117.2	54.841
11	19.830	116.8	17.279	17.733	115.6	54.842
12	19.742	116.8	17.238	17.756	116.8	54.736
13	19.720	116.8	17.220	17.808	117.4	54.748
14	19.732	116.6	17.530	17.857	115.9	55.119
15	19.707	116.9	17.192	17.725	116.9	54.624
16	19.708	116.9	17.206	17.803	116.5	54.717
17	19.761	116.6	17.445	17.829	117.1	55.035
18	20.018	116.6	17.482	17.845	115.6	55.345
19	19.758	116.2	17.245	17.814	115.4	54.817
No.55 Barnicoat, Benjamin						
1	21.299	116.6	17.888	18.606	116.4	57.793
2	20.164	116.7	17.744	18.264	114.5	56.172
3	20.140	116.8	17.684	18.169	115.4	55.993
4	19.951	116.9	17.616	18.040	114.5	55.607
5	19.985	116.1	17.570	17.983	113.8	55.538
6	19.936	116.6	17.398	17.862	113.8	55.196
7	19.907	116.4	17.474	17.856	114.2	55.237
8	19.862	116.3	17.379	17.807	114.3	55.048
9	19.866	116.4	17.334	17.792	114.4	54.992
10	19.867	116.5	17.276	17.835	114.0	54.978
11	19.798	116.4	17.256	17.802	113.3	54.856
12	19.879	116.1	17.376	17.802	113.6	55.057
13	19.831	116.4	17.345	17.804	114.0	54.980
14	19.887	116.3	17.268	17.783	113.2	54.938
15	19.826	116.3	18.118	17.791	117.2	55.735
16	20.665	117.1	17.393	17.838	117.8	55.896
17	19.996	117.0	17.840	17.802	117.5	55.638
No.57 Tiihonen, Niklas						
1	21.629	117.7	18.242	18.484	115.8	58.355
2	20.115	117.8	17.753	18.265	117.4	56.133
3	20.079	117.7	17.890	18.154	116.3	56.123
4	20.007	117.5	17.598	17.997	116.8	55.602
5	19.876	117.6	17.602	17.925	117.2	55.403
6	19.790	117.6	17.452	17.854	117.4	55.096
7	19.772	117.9	17.429	17.872	118.1	55.073
8	19.882	117.7	17.470	17.811	117.8	55.163
9	19.821	118.1	17.405	17.832	117.9	55.058
10	19.781	118.1	17.364	17.783	118.0	54.928
11	19.843	118.1	17.738	17.804	117.6	55.385
12	19.808	118.1	17.416	17.816	117.2	55.040
13	19.743	117.8	17.416	17.734	118.1	54.893
14	19.748	117.9	17.360	17.721	118.0	54.829
15	19.714	117.9	17.579	17.838	118.4	55.131
16	20.159	117.8	17.449	17.819	118.3	55.427
17	19.755	117.6	17.494	17.910	117.2	55.159
18	19.833	117.3	18.702	17.867	117.9	56.402
19	19.651	117.9	18.290	18.666	118.0	56.607





PF Int'l | 19 - 22.07.2012

CIK-FIA European KF2 Championship (Rd2)



KF2



KF2

Race 2 (GBR2)

Lap Time Analysis

For information purposes. No official / regulatory value

Laps	Sector 1	Spd 1	Sector 2	Sector 3	Spd 2	Lap Time
No.59 Hubert, Anthoine						
1	22.786	116.4	18.388	18.507	117.1	59.681
2	20.595	114.2	18.404	18.239	116.1	57.238
3	20.102	116.5	17.881	18.131	116.7	56.114
4	20.005	117.0	18.015	18.035	117.1	56.055
5	20.019	117.6	18.270	17.988	116.9	56.277
6	19.879	117.2	18.438	18.108	117.0	56.425
7	19.987	117.1	17.977	18.012	117.2	55.976
8	20.507	115.6	17.897	17.927	117.7	56.331
9	20.512	116.6	18.087	17.922	116.1	56.521
10	20.046	117.0	17.514	17.978	116.2	55.538
11	20.023	117.1	17.458	17.960	115.4	55.441
12	19.946	116.6	17.428	17.908	116.3	55.282
13	19.952	116.6	17.500	17.987	115.3	55.439
14	20.019	116.8	17.460	17.906	116.2	55.385
15	19.877	116.6	17.448	17.899	116.4	55.224
16	19.858	116.8	17.423	17.818	116.3	55.099
17	19.940	116.2	17.491	17.869	116.4	55.300
18	19.890	116.9	18.267	17.942	116.7	56.099
19	20.304	116.3	18.225	18.027	114.9	56.556

Laps	Sector 1	Spd 1	Sector 2	Sector 3	Spd 2	Lap Time
No.61 Joyner, Tom						
1	21.763	116.3	18.369	18.578	117.3	58.710
2	20.303	116.9	18.092	18.258	116.9	56.653
3	20.063	117.4	17.769	18.126	116.4	55.958
4	19.917	116.7	17.799	18.231	117.3	55.947
5	20.779	117.1	17.580	18.026	116.1	56.385
6	19.989	116.5	17.444	17.882	117.0	55.315
7	19.859	116.5	17.314	17.817	117.1	54.990
8	19.841	116.9	17.284	17.828	116.8	54.953
9	19.811	116.8	17.326	17.789	117.2	54.926
10	19.966	117.3	17.709	17.790	115.5	55.465
11	19.772	116.2	17.320	17.786	117.0	54.878
12	19.779	116.8	17.299	17.839	115.9	54.917
13	19.736	116.7	17.317	17.858	115.7	54.911
14	19.782	116.7	17.280	17.839	115.7	54.901
15	19.779	116.6	17.214	17.780	116.5	54.773
16	19.741	116.6	17.274	17.761	116.8	54.776
17	19.757	116.4	17.373	17.842	117.5	54.972

Laps	Sector 1	Spd 1	Sector 2	Sector 3	Spd 2	Lap Time
No.63 Litchfield, Mark						
1	23.736	116.9	18.884	18.655	115.1	1:01.275
2	20.312	117.6	18.093	18.493	117.2	56.898
3	20.796	117.4	18.023	18.313	117.4	57.132
4	20.020	117.4	17.949	18.077	117.1	56.046
5	19.931	117.3	17.627	18.140	116.6	55.698
6	20.573	117.8	18.058	18.094	116.8	56.725
7	19.916	117.5	17.787	17.944	116.6	55.647
8	19.920	117.5	17.499	18.567	116.6	55.986
9	19.905	117.1	17.681	18.083	117.1	55.669
10	19.928	117.3	18.587	18.070	116.8	56.585

Laps	Sector 1	Spd 1	Sector 2	Sector 3	Spd 2	Lap Time
11	19.830	117.6	17.925	17.943	116.9	55.698
12	19.912	117.3	17.663	17.962	117.4	55.537
13	19.842	117.2	17.501	17.856	116.5	55.199

Laps	Sector 1	Spd 1	Sector 2	Sector 3	Spd 2	Lap Time
No.70 Speedy, (A. Fuoco)						
1	21.609	115.3	18.321	18.749	113.3	58.679
2	20.219	116.1	18.580	18.177	116.4	56.976
3	20.103	116.1	17.752	18.176	115.8	56.031
4	19.906	116.4	17.843	18.158	116.1	55.907
5	20.145	116.3	17.385	17.918	114.6	55.448
6	20.610	116.4	17.304	17.836	114.7	55.750
7	19.844	115.8	17.280	17.848	115.2	54.972
8	19.862	116.0	17.254	17.760	116.2	54.876
9	19.888	116.2	17.346	17.871	116.0	55.105
10	19.870	116.0	17.270	17.777	114.7	54.917
11	19.901	115.9	17.353	17.874	112.3	55.128
12	19.866	115.7	17.195	17.805	114.2	54.866
13	19.834	116.0	17.212	17.772	113.8	54.818
14	19.908	115.9	17.173	17.920	113.5	55.001
15	19.860	116.0	17.201	17.812	114.4	54.873
16	19.843	115.9	17.200	17.782	115.0	54.825
17	19.816	115.3	17.523	17.778	115.8	55.117
18	19.941	114.8	17.632	17.773	114.7	55.346
19	19.991	115.5	18.229	18.335	114.0	56.555

Laps	Sector 1	Spd 1	Sector 2	Sector 3	Spd 2	Lap Time
No.73 Boutonnet, Paul						
1	23.317	116.0	19.901	18.481	116.4	1:01.699
2	21.233	116.0	18.538	18.967	116.4	58.738
3	20.199	116.1	18.367	18.263	116.7	56.829
4	20.222	116.3	17.949	18.076	116.7	56.247
5	19.997	116.2	17.622	17.971	116.6	55.590
6	20.039	116.4	18.524	18.178	116.5	56.741
7	20.081	116.2	17.956	17.962	116.8	55.999
8	19.893	116.2	17.557	17.881	116.5	55.331
9	19.900	116.1	17.509	17.935	116.5	55.344
10	19.897	116.2	17.540	17.967	116.6	55.404
11	19.939	116.2	17.486	17.996	116.4	55.421
12	19.922	116.4	17.775	18.137	116.8	55.834
13	19.964	116.5	17.537	18.086	116.6	55.587

Laps	Sector 1	Spd 1	Sector 2	Sector 3	Spd 2	Lap Time
No.76 Compere, Victor						
1	22.738	116.3	19.360	18.474	115.3	1:00.572
2	20.565	115.1	18.180	18.400	116.7	57.145
3	20.190	115.4	17.831	18.143	115.7	56.164
4	19.961	116.3	17.827	18.070	115.8	55.858
5	20.027	115.6	17.846	18.104	116.1	55.977
6	19.975	115.6	18.193	18.066	116.5	56.234
7	20.011	116.6	17.806	17.916	116.7	55.733
8	20.106	115.5	18.008	17.956	116.5	56.070
9	20.730	115.2	18.582	18.134	116.6	57.446
10	19.955	116.1	18.601	17.953	117.2	56.509
11	19.951	116.2	17.677	18.000	115.6	55.628





PF Int'l | 19 - 22.07.2012

CIK-FIA European KF2 Championship (Rd2)



KF2



KF2

Race 2 (GBR2)

Lap Time Analysis

For information purposes. No official / regulatory value

Laps	Sector 1	Spd 1	Sector 2	Sector 3	Spd 2	Lap Time
12	19.881	116.2	17.671	17.939	116.9	55.491
13	19.948	116.0	17.410	17.833	115.7	55.191
14	19.941	115.7	17.585	17.868	115.8	55.394
15	19.938	115.6	17.588	17.884	115.2	55.410
No.78 Dabski, Karol						
1	23.764	116.6	18.890	18.694	116.2	1:01.348
2	20.197	117.4	18.178	18.423	117.8	56.798
3	20.062	117.0	17.934	18.201	117.1	56.197
4	19.915	117.1	18.065	18.075	117.6	56.055
5	19.884	116.9	17.688	18.113	117.3	55.685
6	19.858	117.3	17.850	18.085	117.8	55.793
7	19.861	117.3	17.657	17.925	116.5	55.443
8	19.926	116.9	17.547	17.863	116.6	55.336
9	19.871	117.0	17.453	18.053	116.1	55.377
10	19.831	117.1	18.081	17.939	117.8	55.851
11	19.819	117.2	17.699	17.871	116.6	55.389
12	19.737	117.1	17.292	17.845	117.3	54.874
13	19.773	117.2	17.352	17.944	116.4	55.069
14	19.805	116.8	17.403	17.911	116.9	55.119
15	19.725	117.0	17.343	17.842	117.3	54.910
16	19.738	117.1	17.377	17.985	117.5	55.100
17	19.754	117.1	17.387	17.978	117.2	55.119
18	19.954	116.9	17.403	17.902	116.9	55.259
19	19.787	117.2	17.445	17.994	117.0	55.226
No.81 Di Folco, Alberto						
1	25.033	109.9	19.818	18.954	115.1	1:03.805
2	20.377	115.4	18.323	18.294	115.7	56.994
3	20.170	115.6	17.990	18.169	115.7	56.329
4	20.048	115.6	17.725	18.106	115.9	55.879
5	20.028	115.9	17.787	18.162	115.7	55.977
6	20.047	115.6	18.882	18.364	116.0	57.293
7	20.138	115.9	17.946	18.006	116.2	56.090
8	20.450	115.7	17.558	18.177	115.9	56.185
9	19.998	115.9	17.440	18.070	116.0	55.508
10	20.039	115.4	17.531	17.986	115.4	55.556
11	20.155	115.6	17.502	17.943	115.6	55.600
12	19.966	115.7	17.422	17.945	116.1	55.333
13	20.003	115.7	17.395	17.938	115.8	55.336
14	19.993	115.7	17.401	17.947	115.7	55.341
15	19.936	115.7	17.614	17.955	115.6	55.505
16	20.015	115.7	17.481	17.933	115.8	55.429
17	20.024	115.4	17.447	17.966	115.5	55.437
18	20.272	115.5	17.886	17.963	116.1	56.121
19	20.176	115.6	17.991	18.349	115.5	56.516
No.85 Fioravanti, Damiano						
1	22.354	116.6	18.683	18.734	116.4	59.771
2	20.729	116.1	18.168	18.187	115.8	57.084
3	20.003	116.4	17.710	18.104	116.8	55.817
4	19.899	116.5	17.737	18.246	114.0	55.882

Laps	Sector 1	Spd 1	Sector 2	Sector 3	Spd 2	Lap Time
5	20.195	116.4	17.539	17.962	116.7	55.696
6	19.852	116.8	17.391	17.941	117.2	55.184
7	19.942	116.3	17.854	17.904	116.7	55.700
8	19.815	116.0	17.348	17.854	116.7	55.017
9	19.864	116.2	17.373	17.828	115.8	55.065
10	19.834	116.4	17.458	17.883	116.5	55.175
11	19.816	116.4	17.372	17.897	116.1	55.085
12	19.769	117.4	17.345	17.851	115.9	54.965
13	19.775	116.9	17.293	17.822	117.0	54.890
14	19.883	116.7	17.276	17.910	115.9	55.069
15	19.767	116.8	17.382	17.855	116.8	55.004
16	19.940	116.3	17.369	17.838	115.9	55.147
17	19.778	116.2	17.281	17.818	117.0	54.877
18	19.831	116.2	17.345	17.928	116.7	55.104
19	19.971	116.5	17.657	17.887	116.6	55.515
No.87 Fukuzumi, Nirei						
1	22.389	114.4	18.132	18.722	113.4	59.243
2	21.226	114.6	18.373	18.362	114.9	57.961
3	20.234	115.4	17.690	18.081	115.9	56.005
4	19.838	116.3	17.692	17.915	114.7	55.445
5	20.036	116.3	17.704	17.906	113.8	55.646
6	19.864	115.9	17.375	17.842	114.5	55.081
7	19.742	116.3	17.549	17.802	115.6	55.093
8	19.725	116.4	17.312	17.696	116.2	54.733
9	19.744	116.0	17.372	17.690	116.8	54.806
10	19.790	115.7	17.818	17.769	116.3	55.377
11	19.725	116.1	17.525	17.724	115.4	54.974
12	19.739	116.2	17.332	17.727	116.0	54.798
13	19.768	116.5	17.324	17.709	115.5	54.801
14	19.740	116.3	17.342	17.774	115.7	54.856
15	19.739	116.2	17.363	17.812	113.2	54.914
16	20.549	115.4	17.710	17.760	116.5	56.019
17	19.827	115.8	17.432	17.709	116.3	54.968
18	19.791	114.8	17.472	17.781	116.2	55.044
19	20.093	115.9	17.658	17.834	115.6	55.585
No.91 Gil Contreras, Carlos						
1	22.626	114.7	18.458	18.613	114.3	59.697
2	20.413	115.9	18.444	18.311	116.1	57.168
3	20.150	116.0	18.171	18.133	116.4	56.454
4	20.015	115.9	18.019	18.032	116.6	56.066
5	19.953	116.2	17.870	17.969	116.6	55.792
6	19.951	116.9	17.860	17.884	115.4	55.695
7	19.919	116.2	17.811	17.773	117.0	55.503
8	19.943	115.8	17.400	17.785	116.5	55.128
9	19.875	116.3	17.347	17.772	116.4	54.994
10	19.921	115.6	17.570	17.817	116.4	55.308
11	19.863	115.9	17.475	17.896	117.4	55.234
12	19.934	116.2	17.379	17.841	115.9	55.154
13	19.941	116.5	17.270	17.857	115.8	55.068





PF Int'l | 19 - 22.07.2012

CIK-FIA European KF2 Championship (Rd2)



KF2



KF2

Race 2 (GBR2)

Lap Time Analysis

For information purposes. No official / regulatory value

Laps	Sector 1	Spd 1	Sector 2	Sector 3	Spd 2	Lap Time
14	19.836	116.2	17.244	17.810	116.0	54.890
15	19.906	116.1	17.297	17.716	116.5	54.919
16	19.850	116.5	17.350	17.744	116.8	54.944
17	19.857	116.2	17.665	17.724	116.5	55.246
18	20.832	116.3	17.536	17.873	116.8	56.241
19	19.927	115.7	17.444	17.769	116.2	55.140

No.97 Hansen, Andreas Sebastian

1	21.822	115.8	18.761	18.647	116.4	59.230
2	20.331	115.9	18.107	18.259	116.3	56.697
3	20.074	115.5	17.813	18.098	117.0	55.985
4	20.001	116.0	18.565	18.011	116.3	56.577
5	20.264	116.2	18.011	17.943	116.7	56.218
6	19.966	115.5	17.415	17.942	116.7	55.323
7	19.874	116.0	17.440	17.957	116.9	55.271
8	19.931	115.9	17.811	17.881	116.5	55.623
9	19.840	116.0	17.385	17.846	116.7	55.071
10	19.898	115.8	17.998	17.884	116.7	55.780
11	19.880	116.0	17.766	17.901	116.8	55.547
12	20.301	116.1	17.370	17.849	116.6	55.520
13	19.896	116.0	17.399	17.810	116.8	55.105
14	19.909	115.9	18.187	17.927	116.4	56.023
15	19.835	116.0	17.365	17.834	116.5	55.034
16	19.853	115.9	17.379	17.847	116.2	55.079
17	19.893	116.2	17.415	17.833	116.4	55.141
18	19.915	115.8	17.340	17.863	116.4	55.118
19	19.908	115.8	17.310	17.822	116.4	55.040

No.106 Ippolito, Paolo

1	23.096	116.2	19.275	18.386	116.3	1:00.757
2	20.515	115.1	18.077	18.349	115.7	56.941
3	20.259	116.6	18.030	18.132	114.0	56.421
4	19.930	115.2	17.617	18.068	114.4	55.615
5	19.931	116.2	17.686	17.943	114.7	55.560
6	19.916	116.5	17.262	17.960	115.3	55.138
7	19.892	117.1	17.358	17.921	116.1	55.171
8	19.931	116.4	17.428	17.867	113.8	55.226
9	19.875	116.4	17.337	17.958	114.2	55.170
10	19.962	116.0	18.267	17.902	114.0	56.131
11	19.844	116.2	17.364	17.881	113.0	55.089
12	19.858	116.7	17.352	17.855	113.9	55.065
13	19.882	115.9	17.265	17.829	113.3	54.976
14	19.888	116.5	17.266	17.802	115.2	54.956
15	19.801	115.8	17.278	18.020	114.0	55.099
16	19.856	116.4	17.297	17.855	115.2	55.008
17	19.867	116.8	17.324	17.770	115.1	54.961
18	20.102	116.8	17.362	17.843	113.6	55.307
19	19.892	116.4	17.323	17.905	114.5	55.120

No.122 Mac Leod, Samuel

1	23.670	111.5	19.562	18.502	116.3	1:01.734
2	20.725	115.8	32.871	18.380	115.0	1:11.976

Laps	Sector 1	Spd 1	Sector 2	Sector 3	Spd 2	Lap Time
3	20.077	115.2	17.725	17.955	115.1	55.757
4	20.019	115.1	17.530	17.840	115.1	55.389
5	19.914	115.4	17.408	17.824	115.7	55.146
6	19.884	115.5	17.379	17.843	115.5	55.106
7	19.794	115.3	17.313	17.794	116.0	54.901
8	19.810	115.6	17.363	17.947	116.0	55.120
9	20.112	115.9	17.563	17.734	115.1	55.409
10	19.802	115.5	17.420	17.867	115.2	55.089
11	19.854	115.4	17.401	17.809	114.8	55.064
12	19.832	115.7	17.439	17.757	115.6	55.028
13	19.937	115.4	17.364	17.785	115.0	55.086
14	19.776	115.7	17.376	17.756	115.4	54.908
15	19.867	115.7	17.513	17.818	116.1	55.198
16	19.948	115.8	17.397	17.774	116.2	55.119
17	19.857	115.6	17.489	17.791	114.9	55.137
18	19.962	115.7	17.249	17.926	115.4	55.137
19	19.879	115.2	17.433	17.813	115.9	55.125

No.124 Mäntylä, Ville

1	23.640	116.0	19.546	18.601	117.7	1:01.787
2	20.480	116.6	18.763	18.337	117.3	57.580
3	20.036	117.0	17.765	18.224	116.3	56.025
4	20.004	117.1	17.726	18.290	117.5	56.020
5	19.978	117.0	17.859	18.095	116.8	55.932
6	19.919	116.9	17.752	18.058	117.5	55.729
7	19.895	117.1	17.664	18.013	117.2	55.572
8	19.959	117.1	17.587	18.093	117.7	55.639
9	19.992	117.2	17.818	18.136	118.0	55.946
10	19.972	117.4	17.920	17.956	117.2	55.848
11	19.903	117.1	17.578	18.059	116.8	55.540
12	19.836	117.4	18.718	18.121	117.2	56.675
13	19.890	117.0	17.454	17.956	116.9	55.300
14	19.958	116.6	17.433	17.970	117.4	55.361
15	19.895	116.9	17.428	18.041	117.0	55.364
16	19.968	116.8	17.455	17.991	116.5	55.414
17	19.909	116.9	17.381	18.004	116.3	55.294
18	19.889	116.7	17.418	17.983	116.6	55.290
19	19.979	116.5	17.511	17.996	116.3	55.486

No.128 Moineault, Valentin

1	22.976	113.0	23.035	19.175	114.3	1:05.186
2	20.490	114.5	18.539	18.413	116.4	57.442
3	20.016	117.5	17.903	18.215	117.7	56.134
4	20.539	117.1	17.715	17.974	116.6	56.228
5	19.923	117.2	17.565	17.901	116.0	55.389
6	19.799	117.6	18.011	18.113	117.0	55.923
7	20.229	117.6	17.781	17.932	115.0	55.942
8	19.885	116.9	17.406	17.892	116.2	55.183
9	19.820	117.4	17.455	17.798	116.8	55.073
10	19.805	117.1	17.605	18.063	117.7	55.473
11	19.849	117.7	17.573	17.828	117.4	55.250





PF Int'l | 19 - 22.07.2012

CIK-FIA European KF2 Championship (Rd2)



KF2



KF2

Race 2 (GBR2)

Lap Time Analysis

For information purposes. No official / regulatory value

Laps	Sector 1	Spd 1	Sector 2	Sector 3	Spd 2	Lap Time
12	19.838	117.8	17.756	17.844	116.8	55.438
13	19.849	117.1	17.417	17.816	116.7	55.082
14	19.745	117.1	17.372	17.758	117.1	54.875
15	19.715	117.3	17.352	17.878	117.2	54.945
16	19.792	117.5	17.438	17.777	117.2	55.007
17	19.771	117.0	17.465	17.830	117.0	55.066
18	19.857	117.3	18.221	17.960	117.7	56.038
19	20.075	117.1	18.595	18.074	117.3	56.744
No.129 Nielsen, Nicklas						
1	22.032	112.2	18.768	18.627	115.8	59.427
2	20.243	116.6	18.173	18.208	116.3	56.624
3	20.091	116.4	17.861	18.081	115.1	56.033
4	19.960	116.7	17.528	18.092	116.4	55.580
5	20.213	116.6	17.382	17.886	115.5	55.481
6	19.999	116.5	17.281	17.801	115.2	55.081
7	19.832	116.5	17.291	17.806	115.5	54.929
8	19.853	116.5	17.439	17.806	116.0	55.098
9	19.838	116.6	17.376	17.743	115.5	54.957
10	19.896	115.8	17.330	17.895	111.9	55.121
11	20.035	116.0	17.739	17.924	112.7	55.698
12	19.855	116.6	17.727	17.850	114.5	55.432
13	19.878	116.5	17.700	17.804	113.8	55.382
14	19.837	116.9	17.163	17.745	114.8	54.745
15	19.815	116.5	17.245	17.754	115.9	54.814
16	20.057	116.3	17.283	17.749	113.9	55.089
17	19.794	116.4	17.279	17.734	114.7	54.807
18	20.007	116.5	17.290	17.773	116.0	55.070
19	19.893	116.3	17.784	18.333	116.1	56.010
No.133 Nylund, Niclas						
1	23.076	109.0	19.848	18.440	115.4	1:01.364
2	21.337	114.9	28.667	18.699	112.1	1:08.703
3	20.257	115.0	18.042	18.281	112.7	56.580
4	20.262	115.2	17.701	18.161	112.4	56.124
5	20.048	113.7	17.609	18.165	112.6	55.822
6	20.068	116.2	17.531	17.992	112.2	55.591
7	20.168	114.3	17.510	18.183	111.4	55.861
8	20.109	114.7	17.455	18.098	115.2	55.662
9	20.112	115.8	17.777	17.858	114.4	55.747
10	19.928	115.3	17.394	17.902	114.8	55.224
11	19.871	115.0	17.383	17.912	112.7	55.166
12	19.891	114.9	17.365	17.837	114.8	55.093
13	19.907	113.7	17.388	17.867	114.1	55.162
14	19.873	113.9	17.332	17.824	114.7	55.029
15	19.859	115.3	17.281	17.805	114.9	54.945
16	19.873	115.1	17.348	18.011	114.7	55.232
17	19.878	114.5	17.321	17.820	114.4	55.019
18	19.873	115.9	17.279	17.755	116.0	54.907
19	19.921	115.7	17.380	17.814	115.1	55.115

Laps	Sector 1	Spd 1	Sector 2	Sector 3	Spd 2	Lap Time
No.134 Pajuranta, Juuso-Matti						
1	24.676	114.8	19.310	18.593	115.6	1:02.579
2	20.922	116.2	18.754	18.677	115.4	58.353
3	20.351	115.6	18.080	18.290	114.5	56.721
4	20.987	114.9	17.667	18.059	115.9	56.713
5	20.231	115.0	17.678	18.067	116.0	55.976
6	19.987	114.8	17.606	18.071	116.3	55.664
7	20.105	115.6	17.937	18.032	115.6	56.074
8	20.082	115.4	17.522	17.940	116.0	55.544
9	20.040	116.0	17.473	17.950	115.6	55.463
10	19.989	115.2	17.496	18.131	114.8	55.616
11	20.038	115.0	17.466	18.023	114.8	55.527
12	19.984	115.1	17.499	17.949	115.5	55.432
13	20.026	115.0	17.467	17.895	115.3	55.388
14	19.970	114.7	17.448	17.948	115.3	55.366
15	20.055	114.4	18.078	18.010	116.0	56.143
16	20.040	114.8	17.446	17.919	115.5	55.405
17	19.992	115.1	17.458	17.987	115.6	55.437
18	20.149	114.9	17.559	17.913	115.2	55.621
19	20.670	115.0	17.851	18.996	115.5	57.517
No.136 Paz Patric Armand, Philo						
1	25.519	114.3	19.349	18.921	115.8	1:03.789
2	21.045	115.4	19.965	18.864	112.8	59.874
3	20.456	115.2	17.915	18.322	113.6	56.693
4	20.182	114.9	17.598	18.138	114.5	55.918
5	20.117	114.8	17.580	18.147	114.2	55.844
6	20.165	114.9	17.543	18.139	114.3	55.847
7	20.487	114.8	17.583	18.078	114.4	56.148
8	20.075	114.9	17.440	18.081	114.6	55.596
9	20.087	115.0	17.403	17.960	115.1	55.450
10	20.118	114.6	17.490	18.025	114.7	55.633
11	20.121	115.3	17.533	18.140	115.8	55.794
12	20.219	114.8	17.512	17.951	114.8	55.682
13	20.043	115.0	17.392	18.011	113.8	55.446
14	20.099	115.1	17.376	17.978	114.7	55.453
15	20.103	114.9	17.355	17.902	115.1	55.360
16	19.998	115.0	17.439	17.960	115.1	55.397
17	20.050	114.7	17.321	18.103	114.3	55.474
18	20.094	113.8	17.447	18.047	114.9	55.588
19	20.056	114.7	17.458	18.358	114.2	55.872
No.139 Petjoi, Teemu Markus						
1	23.858	115.2	20.271	18.579	115.1	1:02.708
No.144 Romanov, Vasilij						
1	21.660	108.5	18.940	18.642	117.2	59.242
2	20.045	118.1	18.223	18.331	117.4	56.599
3	19.955	117.8	18.669	18.120	118.0	56.744
4	19.833	118.3	17.810	18.383	115.2	56.026
5	20.054	117.9	17.514	17.913	118.1	55.481





PF Int'l | 19 - 22.07.2012

CIK-FIA European KF2 Championship (Rd2)



KF2

Race 2 (GBR2)

Lap Time Analysis

For information purposes. No official / regulatory value

Laps	Sector 1	Spd 1	Sector 2	Sector 3	Spd 2	Lap Time
6	19.865	119.4	17.469	17.890	118.3	55.224
7	19.790	118.3	17.475	17.842	118.6	55.107
8	19.702	118.4	17.462	17.862	118.4	55.026
9	19.719	118.2	17.423	17.808	118.3	54.950
10	19.713	119.3	17.756	17.851	118.0	55.320
11	19.730	118.1	17.901	17.836	118.2	55.467
12	19.707	118.2	17.356	17.757	118.3	54.820
13	19.709	118.7	17.471	17.851	118.8	55.031
14	19.811	118.0	17.400	17.844	117.6	55.055
15	19.712	118.4	17.346	17.797	117.7	54.855
16	19.794	119.1	17.601	17.773	118.3	55.168
17	19.691	117.9	17.415	17.774	117.6	54.880
18	19.834	118.2	17.432	17.843	117.5	55.109
19	20.488	117.7	18.319	17.981	109.9	56.788

No.147 Santilli, Alessio

1	22.801	115.6	18.466	18.564	114.4	59.831
2	21.210	115.4	18.549	18.638	115.4	58.397
3	20.458	115.7	17.992	18.257	116.4	56.707
4	20.259	115.7	18.333	18.461	115.3	57.053
5	20.155	115.5	18.111	18.133	115.4	56.399
6	20.486	115.8	18.530	18.177	113.7	57.193
7	20.299	115.2	18.277	17.942	115.9	56.518
8	20.232	116.0	17.501	17.928	115.0	55.661
9	20.086	115.9	17.484	17.931	114.5	55.501
10	20.089	115.9	17.489	19.019	105.5	56.597
11	20.609	115.8	17.882	18.234	112.4	56.725
12	20.553	115.9	17.652	18.308	112.9	56.513
13	20.250	115.6	17.655	17.939	112.3	55.844
14	20.627	115.4	17.682	18.116	112.1	56.425
15	20.580	115.6	17.716	18.026	113.2	56.322

No.154 Snell, Sam

1	20.949	117.4	18.085	18.745	113.3	57.779
2	20.479	118.0	17.833	18.300	114.5	56.612
3	20.241	117.6	18.139	18.248	115.5	56.628
4	19.989	117.9	18.370	18.066	115.8	56.425
5	19.945	117.5	17.492	17.893	116.3	55.330
6	19.875	117.5	17.412	17.876	116.5	55.163
7	19.864	117.8	17.481	17.962	114.5	55.307
8	19.844	117.8	17.405	17.861	115.2	55.110
9	19.819	118.0	17.794	17.842	118.3	55.455
10	20.400	117.9	18.519	17.872	118.0	56.791
11	19.829	117.9	17.440	17.842	117.3	55.111
12	19.796	118.9	17.341	17.803	116.9	54.940
13	19.757	119.8	17.364	17.784	119.4	54.905
14	19.939	118.9	17.313	17.875	118.4	55.127
15	19.790	118.0	17.830	17.805	117.5	55.425
16	19.899	116.9	17.399	17.800	118.0	55.098
17	19.805	118.7	17.807	17.753	117.8	55.365
18	19.800	118.5	17.403	17.866	115.6	55.069

Laps	Sector 1	Spd 1	Sector 2	Sector 3	Spd 2	Lap Time
19	19.848	118.3	17.654	17.932	117.2	55.434

No.162 Tiene, Felice

1	21.699	112.7	18.330	18.784	116.0	58.813
2	20.210	116.2	18.059	18.201	115.5	56.470
3	19.999	115.6	17.724	18.072	116.3	55.795
4	19.882	116.0	17.885	17.999	116.0	55.766
5	19.936	115.6	17.465	17.898	115.9	55.299
6	19.858	115.7	17.327	17.858	116.2	55.043
7	19.867	115.6	17.330	17.851	116.2	55.048
8	19.803	116.0	17.376	17.809	116.4	54.988
9	19.796	115.8	17.265	17.827	116.5	54.888
10	19.836	116.0	17.249	17.818	116.7	54.903
11	19.821	116.2	17.294	17.768	116.4	54.883
12	19.844	115.9	17.257	17.758	116.5	54.859
13	19.806	116.2	17.316	17.777	116.2	54.899
14	19.767	115.9	17.256	17.736	116.3	54.759
15	19.770	116.0	17.796	17.791	115.6	55.357
16	20.319	116.0	17.474	17.770	115.7	55.563
17	19.805	115.4	17.809	17.814	116.9	55.428
18	19.931	116.0	17.765	17.861	115.0	55.557
19	19.948	115.5	17.307	18.316	84.4	55.571

No.166 Varley, Luke

1	22.728	115.4	18.464	18.492	113.8	59.684
2	20.607	107.3	18.718	18.416	116.0	57.741
3	20.768	115.5	18.256	18.146	116.2	57.170
4	20.058	115.4	17.795	17.973	116.6	55.826
5	20.014	115.3	17.601	18.061	116.4	55.676
6	19.941	115.6	17.842	18.028	116.6	55.811
7	20.075	115.7	18.066	17.948	116.5	56.089
8	19.981	110.1	18.216	17.998	116.5	56.195
9	20.294	115.1	18.306	18.137	116.8	56.737
10	19.883	115.5	17.902	17.944	115.9	55.729
11	19.957	115.4	17.519	17.843	115.8	55.319
12	19.934	115.2	17.345	17.855	116.2	55.134
13	19.968	115.3	17.414	17.855	116.1	55.237
14	20.075	115.4	17.359	17.813	116.3	55.247
15	19.888	115.6	17.454	17.800	116.3	55.142
16	19.931	115.6	17.827	17.892	116.5	55.650
17	20.031	115.5	17.487	17.840	116.3	55.358
18	20.011	115.5	17.577	18.094	116.3	55.682
19	20.061	115.5	18.232	18.041	116.1	56.334

No.168 Verstappen, Max

1	20.702	115.5	17.959	18.642	113.1	57.303
2	20.303	115.1	17.895	18.266	113.8	56.464
3	20.133	114.6	17.779	18.180	114.3	56.092
4	20.083	115.4	17.945	18.032	116.4	56.060
5	19.993	116.6	17.554	18.022	115.4	55.569
6	19.910	115.3	17.424	17.831	116.0	55.165
7	19.884	115.6	17.477	17.889	116.6	55.250





PF Int'l | 19 - 22.07.2012

CIK-FIA European KF2 Championship (Rd2)

KF2



KF2

Race 2 (GBR2)

For information purposes. No official / regulatory value

Lap Time Analysis

Laps	Sector 1	Spd 1	Sector 2	Sector 3	Spd 2	Lap Time
8	19.883	116.7	17.346	17.876	116.0	55.105
9	19.823	116.0	17.285	17.897	115.8	55.005
10	19.777	115.7	17.285	17.878	116.4	54.940
11	19.770	116.0	17.295	17.885	114.8	54.950
12	19.895	115.9	17.306	17.908	114.5	55.109
13	19.803	115.4	17.648	17.806	116.0	55.257
14	19.812	116.5	17.240	17.816	115.0	54.868
15	19.771	116.0	17.889	17.906	116.2	55.566
16	20.091	115.6	17.455	17.871	116.2	55.417
17	19.845	115.7	17.536	17.872	116.2	55.253
18	19.852	115.6	18.491	17.904	116.9	56.247
19	19.768	115.5	17.972	18.348	116.5	56.088

No.169 Vivacqua, Thiago

1	23.850	117.7	19.399	18.464	116.2	1:01.713
2	20.664	117.7	18.160	18.290	114.6	57.114
3	20.114	117.8	17.810	18.201	117.0	56.125
4	20.162	117.8	18.066	17.988	117.1	56.216
5	19.918	117.8	17.859	17.963	116.2	55.740
6	19.945	117.8	18.008	17.892	116.1	55.845
7	19.817	117.7	17.544	17.864	117.7	55.225





KF2

Race 2 (GBR2)

Document 65

Starting Grid

Subject to scrutineering & sporting investigations

133	Nylund, Niclas ART GP / Parilla / Vega		17	122	Mac Leod, Samuel Tony Kart / Vortex / Vega	
53	Olsen, Dennis Energy / TM / Vega		16	54	Camponeschi, Flavio Tony Kart / Vortex / Vega	
124	Mäntylä, Ville Energy / Parilla / Vega		15	51	Leclerc, Charles ART GP / Parilla / Vega	
73	Boutonnet, Paul Tony Kart / Parilla / Vega		14	134	Pajuranta, Juuso-Matti RK / BMB / Vega	
147	Santilli, Alessio Top Kart / Parilla / Vega		13	169	Vivacqua, Thiago Zanardi / Parilla / Vega	
166	Varley, Luke LH / BMB / Vega		12	136	Paz Patric Armand, Philo Tony Kart / Vortex / Vega	
91	Gil Contreras, Carlos Tony Kart / Vortex / Vega		11	81	Di Folco, Alberto Tony Kart / TM / Vega	
76	Compere, Victor Kosmic / Vortex / Vega		10	65	Graham, Matthew Zanardi / Parilla / Vega	
87	Fukuzumi, Nirei Kosmic / Vortex / Vega		9	139	Petjoi, Teemu Markus Tony Kart / Vortex / Vega	
59	Hubert, Anthoine FK / TM / Vega		8	78	Dabski, Karol Praga / Parilla / Vega	
128	Moineault, Valentin Tony Kart / Vortex / Vega		7	63	Litchfield, Mark Zanardi / Parilla / Vega	
144	Romanov, Vasiliy Energy / Parilla / Vega		6	97	Hansen, Andreas Sebastian Maranello / Maranello / Vega	
61	Joyner, Tom LH / BMB / Vega		5	106	Ippolito, Paolo Kosmic / Vortex / Vega	
70	Speedy, (A. Fuoco) Tony Kart / Vortex / Vega		4	85	Fioravanti, Damiano Tony Kart / Vortex / Vega	
57	Tiihonen, Niklas Energy / Parilla / Vega		3	129	Nielsen, Nicklas Kosmic / Vortex / Vega	
55	Barnicoat, Benjamin ART GP / Parilla / Vega		2	162	Tiene, Felice CRG / BMB / Vega	
168	Verstappen, Max Intrepid / TM / Vega		1	154	Snell, Sam Energy / Parilla / Vega	

POLE POSITION



Start : 22/07/2012 - 15:10 19 Laps = 26.258 Km

PF INT'L (GBR) - 19/07/2012 - 22/07/2012

CIK-FIA



PF Int'l | 19 - 22.07.2012

CIK-FIA European KF2 Championship (Rd2)

KF2



KF2

Race 1 (GBR1)

Document 63.4 OFFICIAL

Results

Subject to scrutineering & sporting investigations

Rnk	No.	Entrant	Nat	Driver	Nat	Equipment	Laps	Gap	Interv.	Best Lap	Penalty	dB
1	154	Energy North Europe	FIN	Snell, Sam	GBR	Energy / Parilla / Vega	19			54.741		107.2
2	55	ART Grand Prix Srl	ITA	Barnicoat, Benjamin	GBR	ART GP / Parilla / Vega	19	0.179	0.179	54.631		
3	162	CRG SpA	ITA	Tiene, Felice	ITA	CRG / BMB / Vega	19	1.164	0.985	54.667		106.5
4	57	Energy North Europe	FIN	Tiihonen, Niklas	FIN	Energy / Parilla / Vega	19	2.578	1.414	54.820		107.2
5	129	Kosmic Racing Dept	ITA	Nielsen, Nicklas	DNK	Kosmic / Vortex / Vega	19	3.039	0.461	54.768		104.2
6	70	Morsicani Racing	ITA	Speedy, (A. Fuoco)	ITA	Tony Kart / Vortex / Vega	19	3.607	0.568	54.702	+3.000	105.5
7	85	Tony Kart Racing Team	ITA	Fioravanti, Damiano	ITA	Tony Kart / Vortex / Vega	19	4.544	0.937	54.750		106.0
8	61	LH Racing Team	SWE	Joyner, Tom	GBR	LH / BMB / Vega	19	6.016	1.472	54.751		106.1
9	106	Kosmic Racing Dept	ITA	Ippolito, Paolo	ITA	Kosmic / Vortex / Vega	19	7.675	1.659	55.083		105.4
10	144	Energy Corse	ITA	Romanov, Vasily	RUS	Energy / Parilla / Vega	19	7.810	0.135	54.867		
11	97	Maranello Kart	ITA	Hansen, Andreas Sebastian	DNK	Maranello / Maranello / Vega	19	7.979	0.169	54.932		
12	128	Bruneau, Olivier	GBR	Moineault, Valentin	GBR	Tony Kart / Vortex / Vega	19	8.209	0.230	54.906		
13	63	PF International Karting	GBR	Litchfield, Mark	GBR	Zanardi / Parilla / Vega	19	10.140	1.931	54.981		
14	59	Formula K	ITA	Hubert, Anthoine	ITA	FK / TM / Vega	19	10.501	0.361	54.953		104.9
15	78	Praga Kart Racing	CZE	Dabski, Karol	POL	Praga / Parilla / Vega	19	10.853	0.352	55.011		105.3
16	87	Kosmic Racing Dept	ITA	Fukuzumi, Nirei	JPN	Kosmic / Vortex / Vega	19	10.953	0.100	54.786		106.9
17	139	Tony Kart Racing Team	ITA	Petjoi, Teemu Markus	FIN	Tony Kart / Vortex / Vega	19	12.061	1.108	54.979		
18	76	VDK Racing	GBR	Compere, Victor	GBR	Kosmic / Vortex / Vega	19	12.386	0.325	54.965		107.1
19	65	Keijzer Racing	NLD	Graham, Matthew	GBR	Zanardi / Parilla / Vega	19	15.618	3.232	55.024		105.9
20	91	Tony Kart Racing Team	ITA	Gil Contreras, Carlos	ESP	Tony Kart / Vortex / Vega	19	15.968	0.350	55.056		105.9
21	81	Millennium Motorsport	GBR	Di Folco, Alberto	ITA	Tony Kart / TM / Vega	19	16.204	0.236	55.039		103.6
22	166	CRG SpA	ITA	Varley, Luke	GBR	LH / BMB / Vega	19	21.676	5.472	55.129		105.9
23	136	Tony Kart Racing Team	ITA	Paz Patric Armand, Philo	IDN	Tony Kart / Vortex / Vega	19	23.363	1.687	55.281		106.7
24	147	Comer	ITA	Santilli, Alessio	ITA	Top Kart / Parilla / Vega	19	23.487	0.124	55.169		
25	169	Chiesa Corse	ITA	Vivacqua, Thiago	BRA	Zanardi / Parilla / Vega	19	23.547	0.060	55.055		105.7
26	73	Borget, Bastien	GBR	Boutonnet, Paul	GBR	Tony Kart / Parilla / Vega	19	23.706	0.159	55.134		
27	134	RK Racing Team	AUT	Pajuranta, Juuso-Matti	FIN	RK / BMB / Vega	19	23.913	0.207	55.459		
28	124	Energy North Europe	FIN	Mäntylä, Ville	FIN	Energy / Parilla / Vega	19	24.210	0.297	55.237		105.1
29	51	ART Grand Prix Srl	ITA	Leclerc, Charles	MCO	ART GP / Parilla / Vega	8	11 Laps	11 Laps	55.187		
30	53	Energy Corse	ITA	Olsen, Dennis	NOR	Energy / TM / Vega	7	12 Laps	1 Lap	55.202		106.0
31	54	Tony Kart Racing Team	ITA	Camponeschi, Flavio	ITA	Tony Kart / Vortex / Vega	2	17 Laps	5 Laps	56.334		
32	133	ART Grand Prix Srl	ITA	Nylund, Niclas	FIN	ART GP / Parilla / Vega	1	18 Laps	1 Lap	1:02.290		
33	122	Tony Kart Racing Team	ITA	Mac Leod, Samuel	GBR	Tony Kart / Vortex / Vega	1	18 Laps	1.089	1:03.613		

No.70 Speedy, (A. Fuoco) : 3 seconds penalty for leaving corridor. Art 2.20 CIK General Prescriptions. According to Stewards' Decision No.259.

Not Classified

168	Intrepid Driver Program	ITA	Verstappen, Max	NLD	Intrepid / TM / Vega	Excluded	54.733	105.7
-----	-------------------------	-----	-----------------	-----	----------------------	----------	--------	-------

No.168 Verstappen, Max : New classification after the decision of the MSA National Court of Appeal on the appeal lodged by the Entrant of Driver #168

Start Time : 22/07/2012 - 13:02:18

Best Lap : No.55 Barnicoat, Benjamin 54.631 91.06 Kph

Weather : Slightly cloudy Air : 21°C Track : Dry

Event Record : No.85 Fioravanti, Damiano 54.584 91.14 Kph

PF INT'L (GBR) - 19/07/2012 - 22/07/2012





DOCUMENT N° 259
DÉCISION DES COMMISSAIRES SPORTIFS
STEWARDS' DECISION

PÉNALITÉ INFLIGÉE AU CONCURRENT (NOM) : **Morsicani Racing**
PENALTY INFLICTED UPON THE ENTRANT (NAME):

NATIONALITÉ / NATIONALITY: **ITA**

N°: **70**
No.:

PILOTE : **Speedy, (A. Fuoco)**
DRIVER :

Concerne la partie de l'Épreuve : **KF2 - Race 1**
Concerns the part of the event:

ÉNONCÉ / STATEMENT:

3 sec time penalty in the above session concerned

MOTIF / REASON:

The kart concerned went out of his corridor with 2 wheels before the start was given (reported by Judge of Fact). Having considered the report from Judge of Fact, having considered the relevant video sequence and after hearing the Entrant concerned, the Stewards feel that this fact contravenes art 2.20 CIK-FIA General Prescriptions and Briefing instructions. The Stewards take their decision in accordance with art 2.20 and 2.24 CIK-FIA GP and 152 and 153 FIA International Sporting Code.

Décision annoncée
Decision announced

Date / Date: **22/07/2012**

Heure / Time: **13:36**

Nom / Name

Signature

Président du Collège / *Chairman of the Panel:*

Horst SEIDEL (DEU) :

Membres du Collège / *Members of the Panel:*

Michel WALTISPERGER (FRA) :

Richard NORBURY (GBR) :

NOTIFICATION AU CONCURRENT CONCERNÉ / NOTIFICATION TO THE RELEVANT ENTRANT

Je soussigné :
I undersigned: Nom personnel / *personal name*

Représentant du Concurrent : **Morsicani Racing**
Representing the Entrant: Nom du Concurrent / *Entrant's name*

Certifie avoir reçu notification du document N° **259** des Commissaires Sportifs de l'Épreuve.
Certify that I have been notified of document No. **259** *by the Stewards of the Meeting.*

Date : Heure / Time: Signature :



PF Int'l | 19 - 22.07.2012
CIK-FIA European KF2 Championship (Rd2)



KF2

KF2 Race 1 (GBR1)
Lap Chart

For information purposes. No official / regulatory value

	1	2	3	4	5	6	7	8	9	10	11	12	13	14	15	16	17	18	19	20	21	22	23	24	25	26	27	28	29	30	31	32	33	34
Grid	53	54	154	70	106	55	97	51	168	61	57	63	144	162	59	166	85	122	139	129	136	128	169	133	81	78	87	147	91	65	73	76	134	124
Start	53	154	54	106	70	97	55	51	168	57	61	144	63	59	162	85	166	139	122	129	128	133	78	136	169	147	81	76	65	124	87	91	73	134
Lap 1 Interval	53	154 0.4	106 0.1	54 0.3	168 0.1	97 0.3	51 0.2	55 0.1	70 0.1	57 0.1	59 0.2	85 0.0	63 0.3	162 0.0	144 0.7	129 0.0	139 0.2	128 0.1	78 1.1	61 0.2	166 1.0	133 0.0	81 0.2	169 0.2	136 0.0	76 0.0	87 0.0	65 0.1	122 0.2	73 0.2	91 0.1	147 0.1	124 0.1	134 0.6
Lap 2	53	154 0.7	54 0.5	106 0.1	168 0.4	97 0.0	51 0.1	70 0.0	57 0.1	55 0.1	85 0.3	59 0.1	162 0.1	63 0.5	129 0.0	144 0.2	128 0.1	139 0.3	78 0.5	61 0.5	166 1.9	81 0.1	169 0.2	76 0.1	87 0.1	65 0.2	73 0.2	91 0.1	147 0.8	134 0.7	124 0.2	136 0.7		
Lap 3	53	154 0.7	106 0.6	168 0.2	97 0.3	70 0.1	57 0.4	51 0.1	85 0.1	162 0.1	55 0.1	59 0.4	63 0.2	129 0.2	128 0.3	139 0.1	144 0.1	78 0.1	61 0.1	81 2.9	76 0.1	169 0.8	65 0.1	87 0.3	73 0.1	91 0.1	147 0.2	134 0.1	124 0.7	166 0.7	136 0.2			
Lap 4	53	154 0.6	168 0.8	106 0.2	70 0.3	57 0.4	51 0.2	97 0.1	162 0.1	55 0.1	85 0.1	59 0.5	129 0.0	63 1.1	144 0.0	128 0.4	61 0.9	78 0.1	139 0.2	76 2.1	81 0.4	169 0.7	87 0.1	65 0.2	91 0.3	73 0.2	147 0.1	134 0.1	124 0.1	166 0.4	136 0.3			
Lap 5	53	154 0.5	168 0.7	106 0.5	70 0.1	57 0.2	51 0.2	162 0.3	55 0.2	85 0.2	97 0.5	129 0.1	59 0.5	63 0.5	144 0.1	128 0.1	61 0.8	78 0.2	139 0.2	76 2.3	81 0.4	87 0.8	169 1.1	91 0.0	73 0.1	65 0.2	147 0.2	136 1.3	134 0.0	124 0.1	166 0.6			
Lap 6	53	154 0.4	168 0.5	106 0.8	70 0.3	57 0.1	51 0.2	55 0.0	162 0.1	85 0.3	129 0.5	97 0.4	59 0.2	144 0.8	63 0.3	128 0.1	61 0.3	78 0.3	139 0.2	76 2.6	81 0.4	87 0.4	91 1.7	169 0.2	65 0.0	73 0.3	147 0.2	136 1.4	134 0.1	124 0.1	166 0.9			
Lap 7	53	154 0.4	168 0.3	70 1.3	106 0.2	57 0.1	55 0.1	162 0.1	85 0.7	51 0.2	129 0.1	97 0.1	59 0.3	144 0.7	61 1.0	63 0.4	128 0.1	139 0.1	78 0.3	76 2.0	87 0.6	81 0.4	91 1.7	65 0.3	73 1.2	147 0.0	169 0.5	136 0.0	124 0.1	134 0.7	166 0.3			
Lap 8	154	168 0.1	70 1.1	57 0.8	55 0.1	162 0.1	106 0.2	85 0.4	51 0.1	129 0.1	97 0.2	59 0.2	144 0.4	61 1.1	63 0.3	128 0.2	139 0.3	78 0.3	76 2.0	87 0.1	81 0.8	65 1.9	91 0.2	73 1.3	147 0.2	136 1.2	124 0.2	166 0.9	134 0.1	169 0.7	169 2.9			
Lap 9	154	168 0.0	70 0.9	55 0.9	162 0.2	57 0.1	106 0.2	85 0.2	129 0.3	97 1.2	59 0.1	144 0.2	61 0.4	128 0.9	63 0.1	139 0.5	78 0.2	87 1.8	76 0.2	81 0.7	65 1.9	91 0.2	73 1.3	147 0.2	136 0.9	124 0.1	166 0.8	134 0.3	169 0.3	169 2.6				
Lap 10	168	154 0.4	70 0.3	55 0.7	162 0.2	57 0.5	106 0.2	85 0.1	129 0.1	97 1.8	144 0.1	61 0.2	59 0.3	128 0.6	63 0.3	139 0.4	78 0.3	87 1.8	76 0.2	81 0.9	65 1.8	91 0.2	73 1.4	147 0.1	124 1.5	166 0.6	136 0.2	134 0.1	169 2.2					
Lap 11	168	154 0.4	70 0.2	55 0.6	162 0.3	57 0.6	129 0.8	85 0.2	106 0.9	61 1.2	144 0.2	97 0.1	59 0.2	128 0.2	63 0.2	139 0.4	78 0.3	87 1.8	76 0.2	81 1.7	65 1.0	91 0.3	73 1.4	147 0.2	124 2.0	166 0.3	136 0.3	134 0.3	169 1.9					
Lap 12	168	154 0.4	70 0.3	55 0.5	162 0.3	57 0.8	129 0.7	85 0.3	106 1.3	61 0.8	144 0.2	97 0.1	59 0.2	128 0.2	63 0.2	139 0.3	78 0.3	87 1.7	76 0.4	81 2.1	65 0.5	91 0.4	73 1.5	147 0.3	124 2.0	166 0.2	136 0.4	134 0.4	169 1.6					
Lap 13	168	154 0.4	70 0.2	55 0.4	162 0.5	57 0.9	129 0.6	85 0.4	106 1.5	61 0.5	144 0.4	97 0.3	59 0.5	128 0.5	63 0.2	139 0.2	78 0.0	87 1.4	76 0.6	81 2.2	65 0.5	91 0.3	73 2.0	147 0.1	166 2.5	136 0.3	134 0.3	124 0.4	169 0.8					
Lap 14	168	154 0.4	70 0.3	55 0.2	162 0.4	57 1.0	129 0.5	85 0.5	106 1.8	61 0.2	144 0.4	97 0.5	59 0.4	128 0.5	63 0.2	139 0.7	78 0.2	87 0.7	76 0.6	81 2.5	65 0.3	91 0.5	147 3.0	73 0.1	166 1.4	136 0.4	134 0.5	124 0.1	169 0.7					
Lap 15	168	154 0.3	70 0.3	55 0.2	162 0.5	57 1.1	129 0.6	85 0.3	61 2.4	106 0.1	144 0.2	97 0.4	59 0.2	128 0.2	63 0.7	139 0.6	78 0.5	87 0.2	76 0.8	81 2.6	65 0.2	91 0.7	147 3.2	73 0.2	166 1.2	136 0.5	134 0.8	124 0.2	169 0.1					
Lap 16	168	154 0.3	55 0.5	70 0.3	162 0.2	57 1.1	129 0.5	85 0.4	61 2.3	106 0.5	144 0.2	97 0.3	59 0.2	128 0.2	63 0.9	139 0.5	78 1.0	87 0.1	76 0.6	81 3.0	65 0.6	91 0.3	81 0.3	73 3.7	147 0.0	166 0.6	136 0.4	169 1.0	134 0.2	124 0.2				
Lap 17	168	154 0.3	55 0.5	70 0.3	162 0.3	57 1.3	129 0.3	85 0.7	61 2.0	106 1.0	144 0.1	97 0.1	59 0.3	128 1.3	63 0.3	139 0.3	78 1.0	87 0.3	139 1.0	76 0.2	65 3.2	91 0.4	81 0.3	73 5.0	166 0.1	147 0.3	136 0.1	169 0.5	134 0.4	124 0.1				
Lap 18	168	154 0.5	55 0.3	70 0.4	162 0.3	57 1.4	129 0.3	85 1.0	61 1.7	106 1.3	144 0.3	97 0.1	59 0.2	128 1.0	63 0.2	139 0.5	78 0.5	87 0.5	139 0.5	76 0.2	65 3.5	91 0.2	81 0.3	166 5.9	147 0.2	136 0.1	169 0.4	73 0.2	134 0.1	124 0.1				
Lap 19	168	154 0.6	55 0.1	70 0.4	162 0.5	57 1.4	129 0.4	85 1.5	61 1.4	106 1.6	144 0.1	97 0.1	59 0.2	128 1.9	63 0.3	139 0.3	78 0.1	87 1.1	139 0.3	76 0.3	65 3.2	91 0.3	81 0.2	166 5.4	136 1.6	147 0.1	169 0.0	73 0.1	134 0.2	124 0.2				





PF Int'l | 19 - 22.07.2012

CIK-FIA European KF2 Championship (Rd2)



KF2



KF2

Race 1 (GBR1)

Lap Time Analysis

For information purposes. No official / regulatory value

Laps	Sector 1	Spd 1	Sector 2	Sector 3	Spd 2	Lap Time
No.51 Leclerc, Charles						
1	21.483	114.7	18.374	18.412	116.1	58.269
2	20.095	115.2	18.014	18.268	116.4	56.377
3	20.616	115.9	17.996	18.034	116.2	56.646
4	19.957	116.7	17.454	18.194	116.2	55.605
5	19.991	114.5	17.273	17.923	116.4	55.187
6	19.907	115.9	17.708	18.043	115.4	55.658
7	19.958	116.0	18.599	17.922	116.5	56.479
8	19.890	116.0	17.467	17.874	117.2	55.231

Laps	Sector 1	Spd 1	Sector 2	Sector 3	Spd 2	Lap Time
No.53 Olsen, Dennis						
1	20.911	116.2	17.704	18.438	113.9	57.053
2	20.123	116.5	17.650	18.195	115.3	55.968
3	20.099	116.5	17.671	18.170	115.2	55.940
4	20.070	116.8	17.591	18.042	115.5	55.703
5	20.002	116.8	17.543	17.965	115.1	55.510
6	19.984	117.0	17.455	17.903	115.9	55.342
7	19.939	117.0	17.373	17.890	115.2	55.202

Laps	Sector 1	Spd 1	Sector 2	Sector 3	Spd 2	Lap Time
No.54 Camponeschi, Flavio						
1	21.008	116.0	18.381	18.338	114.8	57.727
2	19.948	116.8	18.207	18.179	115.4	56.334

Laps	Sector 1	Spd 1	Sector 2	Sector 3	Spd 2	Lap Time
No.55 Barnicoat, Benjamin						
1	21.774	116.6	18.316	18.451	116.5	58.541
2	20.443	117.0	18.100	17.981	117.6	56.524
3	21.125	117.4	17.790	18.081	116.3	56.996
4	19.896	117.2	17.501	17.945	117.9	55.342
5	20.183	116.8	17.416	17.824	117.3	55.423
6	19.791	117.3	17.408	17.892	117.8	55.091
7	19.982	117.4	17.425	17.801	117.6	55.208
8	19.858	117.4	17.625	17.882	117.8	55.365
9	19.828	117.4	17.352	17.754	116.5	54.934
10	19.765	117.0	17.248	17.744	117.1	54.757
11	19.733	116.7	17.224	17.739	116.8	54.696
12	19.782	117.0	17.177	17.744	116.2	54.703
13	19.731	117.3	17.184	17.716	117.1	54.631
14	19.805	117.4	17.167	17.742	117.6	54.714
15	19.764	117.4	17.205	17.736	117.6	54.705
16	19.757	117.6	17.327	17.677	124.5	54.761
17	19.794	116.6	17.224	17.719	117.1	54.737
18	19.724	117.1	17.196	17.739	117.3	54.659
19	19.767	117.3	17.184	17.815	117.5	54.766

Laps	Sector 1	Spd 1	Sector 2	Sector 3	Spd 2	Lap Time
No.57 Tiihonen, Niklas						
1	21.465	109.2	18.800	18.338	117.9	58.603
2	20.328	118.0	17.734	18.049	118.6	56.111
3	20.528	118.1	17.707	18.034	117.2	56.269
4	19.890	117.8	17.570	18.103	117.9	55.563
5	19.874	118.0	17.435	17.831	118.0	55.140
6	19.851	117.8	17.886	17.913	118.4	55.650

Laps	Sector 1	Spd 1	Sector 2	Sector 3	Spd 2	Lap Time
7	19.878	118.3	17.621	17.905	117.7	55.404
8	19.906	118.2	17.666	17.839	117.3	55.411
9	19.795	117.6	17.912	17.821	118.5	55.528
10	19.875	118.4	17.458	17.780	117.2	55.113
11	19.779	117.7	17.317	17.788	118.1	54.884
12	19.842	117.8	17.299	17.736	117.4	54.877
13	19.830	117.8	17.312	17.763	117.1	54.905
14	19.747	117.7	17.312	17.761	117.3	54.820
15	19.781	117.8	17.326	17.730	117.4	54.837
16	19.795	117.8	17.326	17.742	116.8	54.863
17	19.808	117.6	17.400	17.791	116.7	54.999
18	19.749	118.0	17.406	17.766	117.2	54.921
19	19.796	117.8	17.359	17.704	116.9	54.859

Laps	Sector 1	Spd 1	Sector 2	Sector 3	Spd 2	Lap Time
No.59 Hubert, Anthoine						
1	21.893	115.6	18.323	18.430	115.1	58.646
2	20.427	116.4	17.953	18.097	117.4	56.477
3	20.918	116.5	17.904	18.122	116.0	56.944
4	20.091	116.5	17.601	18.031	116.7	55.723
5	20.684	116.6	17.540	17.941	116.3	56.165
6	19.905	116.7	17.454	17.930	117.2	55.289
7	19.978	116.6	17.541	17.844	116.9	55.363
8	19.865	116.8	17.415	17.899	117.3	55.179
9	19.941	116.5	18.157	17.888	117.4	55.986
10	20.323	116.9	17.731	17.887	117.1	55.941
11	19.865	116.8	17.794	17.964	117.8	55.623
12	19.883	117.0	17.358	17.815	117.7	55.056
13	19.883	117.1	18.236	18.056	117.5	56.175
14	19.780	116.9	17.360	17.813	117.1	54.953
15	19.901	116.9	17.368	17.818	117.3	55.087
16	19.911	116.8	17.376	17.869	117.4	55.156
17	19.739	117.3	17.450	17.949	115.8	55.138
18	19.856	116.6	17.414	17.892	116.6	55.162
19	19.922	116.6	17.523	18.968	116.1	56.413

Laps	Sector 1	Spd 1	Sector 2	Sector 3	Spd 2	Lap Time
No.61 Joyner, Tom						
1	24.231	116.4	18.663	18.993	115.9	1:01.887
2	20.250	116.1	17.783	18.045	116.7	56.078
3	20.058	116.5	17.628	18.097	117.2	55.783
4	20.256	116.9	18.381	18.250	116.7	56.887
5	19.927	116.5	17.499	17.880	116.7	55.306
6	19.964	116.3	17.448	17.835	117.5	55.247
7	19.990	116.8	17.521	17.847	116.5	55.358
8	19.830	116.5	17.425	17.836	116.9	55.091
9	19.774	116.8	17.381	17.819	117.5	54.974
10	19.808	117.2	17.387	17.756	117.4	54.951
11	19.833	117.1	17.738	17.797	117.2	55.368
12	19.818	117.0	17.333	17.778	116.8	54.929
13	19.768	116.8	17.217	17.766	116.9	54.751
14	19.809	116.6	17.252	17.788	117.1	54.849
15	19.854	116.7	17.422	17.843	116.4	55.119





PF Int'l | 19 - 22.07.2012

CIK-FIA European KF2 Championship (Rd2)



KF2



KF2

Race 1 (GBR1)

Lap Time Analysis

For information purposes. No official / regulatory value

Laps	Sector 1	Spd 1	Sector 2	Sector 3	Spd 2	Lap Time
16	19.751	116.4	17.231	17.781	115.8	54.763
17	19.832	116.6	17.238	17.755	115.8	54.825
18	19.795	116.4	17.321	17.794	116.4	54.910
19	19.847	116.8	17.393	17.859	116.1	55.099

No.63 Litchfield, Mark

1	22.630	116.7	18.083	18.357	116.1	59.070
2	20.821	117.1	17.808	18.110	116.1	56.739
3	20.436	116.9	18.006	18.102	116.8	56.544
4	20.647	116.6	18.005	18.036	116.2	56.688
5	19.934	117.3	17.589	18.008	116.5	55.531
6	19.938	117.3	18.023	17.994	117.5	55.955
7	20.563	110.7	17.747	17.971	116.0	56.281
8	19.817	117.1	17.355	17.898	116.8	55.070
9	19.862	117.3	17.900	17.908	117.7	55.670
10	19.926	117.6	17.383	17.884	117.2	55.193
11	19.823	117.7	17.364	17.897	117.7	55.084
12	19.880	117.7	17.422	17.854	117.4	55.156
13	19.836	117.4	17.587	17.911	116.5	55.334
14	19.839	117.3	17.278	17.864	116.8	54.981
15	19.881	117.1	17.350	17.900	116.9	55.131
16	19.851	117.5	17.307	17.906	116.1	55.064
17	19.785	117.4	18.027	17.991	116.6	55.803
18	19.863	117.4	17.339	17.875	117.5	55.077
19	19.808	117.9	17.483	18.481	115.7	55.772

No.65 Graham, Matthew

1	24.367	102.0	19.136	18.940	116.7	1:02.443
2	20.689	117.1	18.280	18.182	117.7	57.151
3	20.147	117.1	18.401	18.358	117.6	56.906
4	20.120	116.9	18.968	17.949	117.9	57.037
5	19.929	117.0	17.981	18.965	118.1	56.875
6	20.069	117.1	17.615	17.833	117.9	55.517
7	20.224	116.7	17.506	17.908	116.3	55.638
8	19.942	117.2	17.368	17.900	116.2	55.210
9	19.928	117.5	17.438	17.954	115.8	55.320
10	19.943	117.2	17.435	17.846	116.4	55.224
11	19.872	117.3	17.349	17.813	117.2	55.034
12	19.891	117.4	17.427	17.737	116.8	55.055
13	19.940	116.8	17.426	17.895	116.7	55.261
14	19.818	117.4	17.381	17.849	117.8	55.048
15	19.813	116.8	17.379	17.832	117.1	55.024
16	20.107	117.1	17.422	17.805	115.5	55.334
17	20.016	117.2	17.505	17.805	115.9	55.326
18	19.893	117.5	17.508	17.880	115.7	55.281
19	20.042	117.3	17.914	17.802	116.0	55.758

No.70 Speedy, (A. Fuoco)

1	22.010	115.7	18.254	18.430	116.3	58.694
2	20.166	115.7	17.728	18.229	116.0	56.123
3	20.387	116.0	17.623	17.969	116.6	55.979
4	19.976	116.3	17.610	17.968	116.0	55.554

Laps	Sector 1	Spd 1	Sector 2	Sector 3	Spd 2	Lap Time
5	19.915	116.2	17.393	18.037	116.4	55.345
6	20.025	115.9	17.788	17.856	115.9	55.669
7	19.875	116.2	17.486	17.839	115.2	55.200
8	19.897	115.9	17.219	17.871	115.3	54.987
9	19.914	116.0	17.300	17.766	115.7	54.980
10	19.864	116.5	17.250	17.788	116.2	54.902
11	19.789	116.4	17.280	17.749	116.1	54.818
12	19.817	116.5	17.190	17.812	116.1	54.819
13	19.832	116.1	17.159	17.739	116.4	54.730
14	19.823	116.2	17.256	17.800	116.4	54.879
15	19.819	115.7	17.160	17.780	116.0	54.759
16	19.841	116.2	17.692	17.799	116.5	55.332
17	19.734	116.3	17.181	17.812	115.6	54.727
18	19.756	116.4	17.279	17.769	116.4	54.804
19	19.785	116.1	17.147	17.770	116.0	54.702

No.73 Boutonnet, Paul

1	24.061	108.2	19.198	19.234	116.3	1:02.493
2	20.650	116.2	18.007	18.205	116.8	56.862
3	20.046	114.8	18.477	18.684	116.4	57.207
4	20.041	116.0	18.970	18.091	116.5	57.102
5	20.172	116.0	17.670	18.208	116.8	56.050
6	20.440	116.3	17.631	18.017	117.0	56.088
7	20.135	116.2	18.431	17.998	116.0	56.564
8	20.020	116.4	17.425	18.014	116.3	55.459
9	19.950	116.5	17.514	17.912	116.3	55.376
10	19.964	116.5	17.393	17.992	116.5	55.349
11	19.933	116.2	17.335	17.866	116.6	55.134
12	19.972	116.3	17.372	17.867	116.5	55.211
13	19.938	116.5	17.809	18.019	116.6	55.766
14	20.871	116.3	17.527	17.944	116.7	56.342
15	20.029	113.3	17.503	17.967	116.5	55.499
16	20.175	116.3	17.724	18.073	116.3	55.972
17	19.992	116.5	18.382	17.952	116.3	56.326
18	20.552	115.8	18.489	18.011	116.8	57.052
19	19.938	116.3	18.022	18.270	116.8	56.230

No.76 Compere, Victor

1	24.172	112.9	18.976	19.192	116.5	1:02.340
2	20.504	115.9	18.344	18.224	115.8	57.072
3	20.071	116.0	18.049	18.146	114.4	56.266
4	20.463	115.6	17.730	18.157	114.5	56.350
5	20.079	115.5	17.520	18.004	114.5	55.603
6	20.089	115.5	17.392	18.075	113.8	55.556
7	20.063	115.6	17.359	17.941	114.4	55.363
8	20.065	115.9	17.371	17.915	114.5	55.351
9	20.033	115.9	17.775	17.862	115.8	55.670
10	19.895	116.0	17.399	17.797	115.8	55.091
11	19.863	116.3	17.352	17.881	115.7	55.096
12	19.923	115.9	17.284	17.955	115.7	55.162
13	19.877	116.1	17.386	17.845	115.4	55.108





PF Int'l | 19 - 22.07.2012

CIK-FIA European KF2 Championship (Rd2)



KF2



KF2

Race 1 (GBR1)

Lap Time Analysis

For information purposes. No official / regulatory value

Laps	Sector 1	Spd 1	Sector 2	Sector 3	Spd 2	Lap Time
14	19.903	116.2	17.242	17.820	115.3	54.965
15	19.899	115.9	17.253	17.905	115.5	55.057
16	19.916	116.3	17.324	17.911	115.9	55.151
17	19.905	116.2	17.368	17.842	116.4	55.115
18	19.902	116.2	17.309	17.769	116.3	54.980
19	19.888	116.1	18.176	18.032	115.9	56.096

No.78 Dabski, Karol

1	23.554	115.1	18.707	18.598	115.1	1:00.859
2	19.980	117.1	17.790	18.022	116.9	55.792
3	20.026	117.4	18.006	18.139	117.3	56.171
4	20.360	117.5	18.622	18.255	117.6	57.237
5	19.969	117.5	17.599	17.810	117.7	55.378
6	19.792	117.9	17.575	17.961	117.4	55.328
7	19.845	117.9	18.297	17.951	117.1	56.093
8	19.907	118.2	17.573	17.927	117.0	55.407
9	19.808	114.1	17.846	17.898	117.7	55.552
10	19.823	117.7	17.457	17.843	117.8	55.123
11	19.832	117.3	17.462	17.834	118.2	55.128
12	19.827	117.8	17.336	17.894	117.9	55.057
13	19.854	117.9	17.409	18.014	118.5	55.277
14	20.194	117.9	17.279	17.858	116.8	55.331
15	19.830	117.6	17.319	17.862	117.2	55.011
16	19.802	117.8	17.343	17.899	117.1	55.044
17	19.835	117.7	17.451	17.958	116.8	55.244
18	19.913	117.7	17.424	18.003	116.9	55.340
19	19.807	117.8	17.466	18.621	115.1	55.894

No.81 Di Folco, Alberto

1	23.978	108.2	18.883	19.190	116.5	1:02.051
2	20.335	116.1	18.329	18.235	117.2	56.899
3	20.192	116.8	18.251	18.190	115.4	56.633
4	20.799	116.3	17.999	18.157	116.9	56.955
5	19.963	116.9	17.619	17.946	116.8	55.528
6	20.038	117.0	17.603	17.908	117.2	55.549
7	20.053	117.1	18.036	17.926	117.2	56.015
8	19.976	116.9	17.454	17.920	117.0	55.350
9	19.957	116.9	17.487	17.919	117.1	55.363
10	20.001	117.1	17.432	17.875	117.2	55.308
11	20.020	117.0	17.403	18.475	117.1	55.898
12	20.085	116.9	17.574	17.867	117.1	55.526
13	19.976	116.9	17.409	17.869	117.0	55.254
14	19.955	117.1	17.393	17.892	116.9	55.240
15	19.879	116.8	17.429	17.824	117.0	55.132
16	20.774	117.1	17.819	18.027	117.2	56.620
17	19.893	117.1	17.307	17.878	117.4	55.078
18	19.900	116.9	17.329	17.810	117.2	55.039
19	19.817	117.0	18.013	17.958	117.7	55.788

No.85 Fioravanti, Damiano

1	22.272	116.5	17.957	18.342	116.9	58.571
2	20.155	117.1	17.934	18.168	116.1	56.257

Laps	Sector 1	Spd 1	Sector 2	Sector 3	Spd 2	Lap Time
3	20.333	116.3	17.730	18.046	116.9	56.109
4	20.402	116.6	17.814	17.938	115.7	56.154
5	20.004	111.8	17.613	17.830	115.2	55.447
6	19.860	116.0	17.368	18.030	115.7	55.258
7	19.942	116.6	17.850	17.898	114.7	55.690
8	19.850	116.1	17.597	17.882	116.4	55.329
9	19.841	116.1	17.267	17.859	116.5	54.967
10	19.856	116.8	17.325	17.838	116.4	55.019
11	20.113	116.2	17.612	17.864	116.9	55.589
12	19.869	116.8	17.221	17.803	116.7	54.893
13	19.861	116.5	17.229	17.819	115.7	54.909
14	19.791	116.5	17.163	17.847	115.6	54.801
15	19.819	116.5	17.159	17.772	116.0	54.750
16	19.846	116.7	17.224	17.867	115.2	54.937
17	19.841	116.5	17.351	17.900	114.7	55.092
18	19.909	116.7	17.285	17.965	114.8	55.159
19	20.039	115.7	17.385	17.997	114.3	55.421

No.87 Fukuzumi, Nirei

1	23.444	111.7	19.691	19.078	115.6	1:02.213
2	20.654	115.3	18.266	18.187	115.5	57.107
3	20.076	112.6	18.553	18.848	114.5	57.477
4	20.050	115.9	18.399	17.965	115.9	56.414
5	19.921	116.1	17.716	17.845	114.6	55.482
6	19.954	115.8	17.348	17.800	115.6	55.102
7	19.797	116.2	17.612	17.767	114.0	55.176
8	19.840	116.0	17.286	17.769	113.8	54.895
9	19.929	114.8	17.500	17.773	113.0	55.202
10	19.960	115.3	17.376	17.803	112.3	55.139
11	19.932	115.9	17.361	17.802	113.4	55.095
12	19.967	115.9	17.228	17.780	112.1	54.975
13	19.823	115.4	17.281	17.818	112.9	54.922
14	19.952	116.0	17.238	17.781	114.1	54.971
15	19.826	116.3	17.223	17.737	115.1	54.786
16	19.979	116.2	17.599	17.850	116.1	55.428
17	19.887	115.9	17.443	17.790	113.5	55.120
18	19.811	115.9	17.269	17.716	114.4	54.796
19	19.832	116.3	17.293	18.320	111.2	55.445

No.91 Gil Contreras, Carlos

1	24.291	100.8	19.316	19.148	115.0	1:02.755
2	20.744	115.8	17.916	18.203	115.6	56.863
3	20.056	114.2	18.445	18.684	116.1	57.185
4	20.029	116.6	18.601	18.121	115.7	56.751
5	20.086	116.5	17.759	18.258	117.9	56.103
6	19.966	116.6	17.663	17.951	114.8	55.580
7	20.117	116.4	17.584	17.922	115.3	55.623
8	20.514	116.3	17.417	17.898	116.6	55.829
9	19.998	116.6	17.420	17.855	117.0	55.273
10	19.983	116.2	17.414	17.824	116.9	55.221
11	19.901	116.0	17.355	17.874	117.1	55.130





PF Int'l | 19 - 22.07.2012

CIK-FIA European KF2 Championship (Rd2)



KF2



KF2

Race 1 (GBR1)

Lap Time Analysis

For information purposes. No official / regulatory value

Laps	Sector 1	Spd 1	Sector 2	Sector 3	Spd 2	Lap Time
12	19.948	116.5	17.386	17.820	116.8	55.154
13	19.851	116.2	17.519	17.846	116.5	55.216
14	20.113	115.6	17.325	17.772	116.6	55.210
15	19.930	115.2	17.411	17.868	116.2	55.209
16	19.996	117.4	17.461	17.857	114.6	55.314
17	19.964	115.9	17.334	17.812	116.1	55.110
18	19.920	116.1	17.327	17.809	116.0	55.056
19	19.933	117.1	17.984	17.937	115.7	55.854
No.97 Hansen, Andreas Sebastian						
1	21.510	114.7	18.257	18.357	115.4	58.124
2	20.171	114.6	18.020	18.304	116.1	56.495
3	20.254	115.1	17.760	18.029	115.7	56.043
4	19.960	115.5	17.929	18.564	116.4	56.453
5	20.545	107.1	18.092	17.911	115.9	56.548
6	20.434	115.3	17.411	17.888	116.0	55.733
7	19.965	115.2	17.407	17.879	116.7	55.251
8	19.978	115.1	17.410	17.874	116.6	55.262
9	20.171	114.7	18.049	17.895	115.8	56.115
10	20.032	115.3	17.425	17.894	115.7	55.351
11	19.885	114.7	18.412	17.877	116.6	56.174
12	19.881	115.6	17.320	17.811	116.5	55.012
13	19.952	115.6	17.264	17.815	116.0	55.031
14	19.925	115.4	17.293	17.875	115.9	55.093
15	19.868	115.5	17.374	17.826	116.1	55.068
16	19.867	115.4	17.251	17.814	116.1	54.932
17	19.839	115.8	17.335	17.826	116.1	55.000
18	19.985	115.4	17.576	17.930	116.4	55.491
19	19.862	115.6	17.370	17.963	116.4	55.195
No.106 Ippolito, Paolo						
1	20.914	107.1	18.214	18.239	113.9	57.367
2	20.065	115.3	18.108	18.657	114.7	56.830
3	20.203	115.9	17.673	18.043	114.1	55.919
4	20.042	116.1	17.880	18.038	116.2	55.960
5	19.976	116.2	17.563	18.062	114.7	55.601
6	19.924	116.4	17.455	18.003	114.5	55.382
7	20.013	116.3	17.871	17.914	115.7	55.798
8	19.931	116.7	18.354	17.880	116.1	56.165
9	19.904	115.9	17.407	17.880	116.3	55.191
10	19.848	116.2	17.400	17.846	116.8	55.094
11	20.614	113.8	18.164	17.946	116.3	56.724
12	19.999	116.6	17.382	17.899	114.1	55.280
13	19.893	116.7	17.395	17.801	114.3	55.089
14	19.918	116.2	17.324	17.841	114.0	55.083
15	19.995	117.5	17.767	17.847	116.3	55.609
16	19.834	116.3	17.436	17.862	114.8	55.132
17	20.214	116.2	17.311	17.874	116.2	55.399
18	19.923	116.3	17.356	17.817	114.4	55.096
19	19.951	116.4	17.481	18.006	114.2	55.438

Laps	Sector 1	Spd 1	Sector 2	Sector 3	Spd 2	Lap Time
No.122 Mac Leod, Samuel						
1	23.794	110.9	20.722	19.097	116.9	1:03.613
No.124 Mäntylä, Ville						
1	24.781	113.0	19.681	18.938	117.0	1:03.400
2	21.312	117.0	18.531	18.433	117.1	58.276
3	20.103	116.0	18.266	18.174	115.5	56.543
4	19.924	116.9	18.244	18.212	117.5	56.380
5	20.235	116.6	18.936	18.463	117.5	57.634
6	20.209	117.3	17.775	17.984	117.6	55.968
7	20.095	117.1	17.506	17.912	117.6	55.513
8	20.161	117.6	17.666	18.060	117.2	55.887
9	20.084	117.4	17.476	17.943	117.5	55.503
10	19.968	117.3	17.724	17.893	116.5	55.585
11	19.905	116.8	17.538	18.220	116.7	55.663
12	19.925	117.1	17.532	17.911	116.6	55.368
13	19.927	117.1	19.109	18.105	117.2	57.141
14	19.861	117.5	17.428	17.948	117.9	55.237
15	19.921	117.4	17.731	17.987	117.5	55.639
16	20.188	117.3	17.736	18.005	117.5	55.929
17	19.893	117.4	17.583	17.952	117.8	55.428
18	19.946	117.4	17.606	18.010	117.7	55.562
19	20.089	117.4	17.819	18.449	117.7	56.357
No.128 Moineault, Valentin						
1	23.283	116.5	18.207	18.421	114.7	59.911
2	20.257	117.0	17.695	18.070	116.5	56.022
3	20.109	112.5	18.349	18.087	115.2	56.545
4	20.005	117.6	18.682	17.966	115.8	56.653
5	19.858	117.1	17.517	17.971	116.9	55.346
6	19.860	118.4	17.922	17.991	116.8	55.773
7	20.204	117.2	18.182	17.881	116.7	56.267
8	19.842	117.4	17.411	17.883	116.5	55.136
9	19.753	117.6	17.665	17.866	115.2	55.284
10	19.834	117.6	17.411	17.816	115.9	55.061
11	19.794	117.6	17.446	17.919	117.2	55.159
12	19.840	117.5	17.411	17.854	117.0	55.105
13	19.770	118.0	17.547	17.772	116.3	55.089
14	19.795	117.3	17.355	17.784	116.3	54.934
15	19.793	117.7	17.323	17.826	116.7	54.942
16	19.781	117.8	17.335	17.790	116.6	54.906
17	19.844	117.7	17.354	17.861	115.7	55.059
18	19.818	118.0	17.525	18.044	116.8	55.387
19	19.813	116.9	17.397	17.997	116.9	55.207
No.129 Nielsen, Nicklas						
1	23.021	115.7	18.191	18.366	113.6	59.578
2	20.157	115.9	17.798	17.981	116.8	55.936
3	20.450	115.1	18.244	17.988	115.9	56.682
4	20.026	116.4	17.382	17.949	117.1	55.357
5	20.203	116.1	17.395	17.878	116.5	55.476





PF Int'l | 19 - 22.07.2012

CIK-FIA European KF2 Championship (Rd2)



KF2



KF2

Race 1 (GBR1)

Lap Time Analysis

For information purposes. No official / regulatory value

Laps	Sector 1	Spd 1	Sector 2	Sector 3	Spd 2	Lap Time
6	20.030	116.3	17.275	17.860	114.4	55.165
7	19.975	116.5	17.592	18.000	116.0	55.567
8	19.873	116.7	17.455	17.866	116.6	55.194
9	20.017	116.0	17.264	17.754	115.6	55.035
10	19.882	116.6	17.194	17.745	116.3	54.821
11	19.998	116.9	17.407	17.773	114.9	55.178
12	19.886	116.6	17.150	17.732	114.2	54.768
13	19.867	116.5	17.121	17.808	113.2	54.796
14	19.876	116.3	17.221	17.672	115.5	54.769
15	19.864	116.5	17.230	17.794	114.1	54.888
16	19.834	116.8	17.182	17.790	114.6	54.806
17	19.813	116.6	17.222	17.787	114.1	54.822
18	19.827	116.9	17.297	17.705	116.6	54.829
19	19.910	116.7	17.296	17.809	115.2	55.015

No.133 Nylund, Niclas

1	23.808	112.5	19.179	19.303	108.3	1:02.290
---	---------------	--------------	---------------	---------------	--------------	-----------------

No.134 Pajuranta, Juuso-Matti

1	24.347	115.7	19.345	19.841	113.4	1:03.533
2	20.758	116.0	18.319	18.366	116.8	57.443
3	20.122	115.3	17.766	18.162	116.8	56.050
4	20.133	116.9	18.627	18.152	116.1	56.912
5	20.174	115.4	18.663	18.810	116.6	57.647
6	20.236	116.3	17.695	18.069	115.9	56.000
7	20.560	116.0	17.735	18.097	114.1	56.392
8	20.143	115.2	17.556	18.219	116.4	55.918
9	19.989	115.7	17.896	18.078	115.2	55.963
10	20.004	116.4	17.521	18.002	116.8	55.527
11	20.005	116.2	17.447	18.081	116.5	55.533
12	19.958	116.6	17.435	18.066	116.4	55.459
13	19.896	116.4	17.694	17.975	116.2	55.565
14	20.051	116.7	17.450	18.020	115.2	55.521
15	19.887	116.3	17.621	18.035	115.7	55.543
16	19.970	116.2	17.943	18.030	116.7	55.943
17	19.944	116.0	17.531	17.997	115.8	55.472
18	19.971	116.2	17.551	18.043	116.5	55.565
19	19.972	116.2	17.972	18.304	116.9	56.248

No.136 Paz Patric Armand, Philo

1	23.577	114.5	19.389	19.641	112.5	1:02.607
2	22.458	113.5	18.357	19.531	112.6	1:00.346
3	20.449	114.5	17.892	18.422	114.5	56.763
4	20.193	114.7	17.767	18.152	115.2	56.112
5	20.064	115.5	18.012	18.596	114.1	56.672
6	20.185	114.8	17.696	18.055	113.7	55.936
7	20.054	114.7	17.472	18.087	115.4	55.613
8	20.271	115.0	17.635	18.044	114.9	55.950
9	20.002	114.7	17.402	18.032	114.6	55.436
10	20.014	114.9	18.797	17.955	116.0	56.766
11	20.000	115.1	17.308	18.097	115.3	55.405
12	20.040	114.5	17.391	17.909	115.4	55.340

Laps	Sector 1	Spd 1	Sector 2	Sector 3	Spd 2	Lap Time
13	20.079	114.9	17.661	17.933	115.3	55.673
14	20.057	114.9	17.355	17.869	115.6	55.281
15	20.013	114.3	17.325	17.957	115.6	55.295
16	20.075	114.9	17.344	18.012	115.4	55.431
17	19.990	115.1	17.635	18.162	115.7	55.787
18	20.091	115.7	17.665	17.949	116.1	55.705
19	20.170	115.3	18.069	18.334	113.7	56.573

No.139 Petjoi, Teemu Markus

1	22.541	115.6	18.946	18.399	114.8	59.886
2	20.701	115.4	17.782	18.092	116.3	56.575
3	20.023	115.7	18.195	18.136	116.7	56.354
4	20.507	115.5	18.697	18.617	116.3	57.821
5	20.021	115.8	17.498	17.894	116.8	55.413
6	20.033	115.9	17.388	17.832	116.8	55.253
7	19.917	116.3	17.792	17.849	116.6	55.558
8	20.109	115.7	17.467	17.756	116.8	55.332
9	20.138	116.2	17.717	17.818	116.6	55.673
10	19.923	116.2	17.364	17.737	116.8	55.024
11	19.877	116.1	17.371	17.888	116.9	55.136
12	19.895	116.2	17.364	17.820	116.8	55.079
13	19.945	116.3	17.376	18.197	117.0	55.518
14	20.621	116.3	17.336	17.769	116.5	55.726
15	19.945	116.2	17.472	17.863	116.6	55.280
16	20.145	116.4	17.538	17.822	116.8	55.505
17	19.953	116.0	17.798	17.907	116.8	55.658
18	19.935	116.1	17.304	17.740	116.7	54.979
19	19.968	115.8	18.119	17.936	116.5	56.023

No.144 Romanov, Vasilyi

1	23.032	118.2	18.363	18.537	115.5	59.932
2	20.380	116.9	17.845	18.063	118.3	56.288
3	20.245	113.2	18.737	18.083	119.2	57.065
4	20.001	119.6	17.959	17.951	119.7	55.911
5	19.930	119.0	17.709	17.934	119.2	55.573
6	19.892	119.3	17.692	17.844	117.9	55.428
7	19.813	118.9	17.505	17.889	117.3	55.207
8	19.661	119.1	17.434	17.851	118.5	54.946
9	19.769	119.0	18.053	17.902	119.2	55.724
10	19.902	119.9	17.403	17.851	119.5	55.156
11	19.770	119.8	18.227	17.833	119.5	55.830
12	19.779	119.6	17.422	17.792	118.9	54.993
13	19.684	119.9	17.347	17.836	118.7	54.867
14	19.712	118.7	17.413	17.802	118.3	54.927
15	19.702	119.0	17.513	17.874	119.4	55.089
16	19.751	119.6	17.454	17.861	118.7	55.066
17	19.779	119.1	17.447	17.841	117.4	55.067
18	19.829	118.9	17.935	17.829	119.0	55.593
19	19.786	119.0	17.455	17.967	117.9	55.208





PF Int'l | 19 - 22.07.2012

CIK-FIA European KF2 Championship (Rd2)



KF2



KF2

Race 1 (GBR1)

Lap Time Analysis

For information purposes. No official / regulatory value

Laps	Sector 1	Spd 1	Sector 2	Sector 3	Spd 2	Lap Time
No.147 Santilli, Alessio						
1	25.220	106.6	19.386	18.951	115.5	1:03.557
2	21.188	114.9	18.085	18.227	115.0	57.500
3	20.313	115.3	18.047	18.265	115.5	56.625
4	20.193	115.1	18.540	18.169	115.7	56.902
5	20.463	115.7	17.894	18.026	115.5	56.383
6	20.202	115.0	17.605	17.985	116.0	55.792
7	20.117	115.7	18.355	17.964	115.9	56.436
8	20.217	115.8	17.465	17.947	115.9	55.629
9	20.058	115.8	17.478	17.855	116.0	55.391
10	19.927	115.7	17.450	17.861	115.9	55.238
11	20.016	115.5	17.309	17.844	116.2	55.169
12	19.985	115.7	17.436	17.886	115.8	55.307
13	20.003	116.0	17.540	18.060	116.3	55.603
14	20.565	115.7	17.525	17.937	114.6	56.027
15	20.109	115.5	17.401	17.892	114.2	55.402
16	20.425	115.1	17.888	17.992	116.6	56.305
17	20.105	115.3	18.564	18.081	115.4	56.750
18	20.153	115.8	17.621	17.936	115.6	55.710
19	20.266	115.8	18.249	18.353	114.8	56.868
No.154 Snell, Sam						
1	21.026	116.6	18.088	18.323	113.8	57.437
2	20.066	116.9	17.953	18.179	114.5	56.198
3	20.085	117.1	17.729	18.208	114.3	56.022
4	19.944	117.6	17.564	18.065	115.2	55.573
5	19.882	117.8	17.534	17.952	114.5	55.368
6	19.951	117.8	17.393	17.902	115.7	55.246
7	19.932	118.0	17.433	17.903	114.2	55.268
8	19.835	118.1	17.403	18.196	114.4	55.434
9	19.941	117.8	17.420	17.854	115.4	55.215
10	20.327	117.8	17.421	17.836	116.3	55.584
11	19.858	118.1	17.278	17.773	116.3	54.909
12	19.761	117.9	17.238	17.811	116.2	54.810
13	19.774	117.8	17.245	17.750	116.2	54.769
14	19.740	117.9	17.275	17.745	115.6	54.760
15	19.742	118.1	17.285	17.714	116.6	54.741
16	19.765	117.9	17.251	17.779	115.8	54.795
17	19.736	118.3	17.272	17.763	116.0	54.771
18	19.761	118.1	17.315	17.783	116.0	54.859
19	19.753	117.9	17.342	17.836	115.4	54.931
No.162 Tiene, Felice						
1	22.606	114.7	18.178	18.263	116.4	59.047
2	20.403	115.5	17.634	18.075	116.5	56.112
3	20.573	115.8	17.554	17.925	116.2	56.052
4	20.001	116.0	17.382	18.191	116.6	55.574
5	20.085	115.6	17.321	17.871	116.1	55.277
6	19.860	116.0	17.795	17.850	116.7	55.505
7	19.999	116.2	17.427	17.772	116.8	55.198
8	19.882	116.3	17.646	17.885	116.7	55.413

Laps	Sector 1	Spd 1	Sector 2	Sector 3	Spd 2	Lap Time
9	19.795	116.1	17.376	17.854	116.3	55.025
10	19.751	115.9	17.217	17.764	116.4	54.732
11	19.775	115.9	17.192	17.793	116.7	54.760
12	19.800	116.0	17.137	17.772	116.5	54.709
13	19.829	116.1	17.257	17.763	116.3	54.849
14	19.749	116.1	17.140	17.778	116.3	54.667
15	19.795	115.9	17.163	17.841	116.5	54.799
16	19.775	116.2	17.177	17.825	116.9	54.777
17	19.789	116.1	17.215	17.842	116.0	54.846
18	19.766	116.2	17.226	17.794	116.4	54.786
19	19.867	116.2	17.217	17.836	116.0	54.920
No.166 Varley, Luke						
1	24.647	111.4	18.910	19.008	114.5	1:02.565
2	20.464	114.9	18.296	18.267	115.5	57.027
3	20.228	115.1	21.711	18.452	115.5	1:00.391
4	20.103	115.1	17.794	18.115	116.0	56.012
5	20.134	115.4	18.050	19.732	116.0	57.916
6	20.340	115.2	17.752	18.117	115.6	56.209
7	20.137	115.2	17.517	17.980	116.2	55.634
8	20.224	115.6	17.509	17.993	116.5	55.726
9	20.067	115.7	17.525	17.911	116.0	55.503
10	20.023	115.3	17.560	17.814	116.0	55.397
11	19.998	115.3	17.437	17.926	116.2	55.361
12	19.904	115.2	17.462	17.881	116.2	55.247
13	19.923	115.3	17.987	17.854	115.9	55.764
14	19.948	115.3	17.378	17.803	116.1	55.129
15	19.949	115.4	17.405	17.894	115.9	55.248
16	20.023	115.6	17.507	17.976	116.0	55.506
17	19.965	115.6	17.827	17.903	116.5	55.695
18	20.386	116.3	17.626	17.830	115.6	55.842
19	20.003	115.4	17.460	17.839	115.3	55.302
No.168 Verstappen, Max						
1	21.017	114.2	18.412	18.225	115.8	57.654
2	20.053	115.3	17.767	18.965	115.6	56.785
3	20.109	115.4	17.607	18.041	116.2	55.757
4	19.907	115.5	17.554	17.996	116.0	55.457
5	19.968	115.7	17.424	17.842	116.0	55.234
6	19.940	115.8	17.356	17.826	116.1	55.122
7	19.875	115.9	17.332	17.854	116.1	55.061
8	19.827	116.1	17.266	18.104	116.7	55.197
9	19.926	116.2	17.409	17.823	117.3	55.158
10	20.049	115.7	17.284	17.726	115.8	55.059
11	19.925	115.8	17.218	17.721	116.0	54.864
12	19.874	115.9	17.200	17.732	115.7	54.806
13	19.866	115.7	17.213	17.727	115.6	54.806
14	19.845	115.9	17.193	17.719	115.6	54.757
15	19.837	115.9	17.220	17.755	115.7	54.812
16	19.862	115.8	17.237	17.726	115.9	54.825
17	19.828	115.9	17.193	17.713	116.0	54.734





PF Int'l | 19 - 22.07.2012

CIK-FIA European KF2 Championship (Rd2)

KF2



KF2

Race 1 (GBR1)

Lap Time Analysis

For information purposes. No official / regulatory value

Laps	Sector 1	Spd 1	Sector 2	Sector 3	Spd 2	Lap Time
18	19.852	115.7	17.183	17.698	116.0	54.733
19	19.847	115.6	17.161	17.787	114.9	54.795
No.169 Vivacqua, Thiago						
1	24.177	107.0	19.015	19.241	115.6	1:02.433
2	20.691	117.2	18.102	18.152	117.1	56.945
3	20.073	117.6	18.698	18.487	115.1	57.258
4	20.454	117.6	18.228	18.131	116.8	56.813
5	19.882	117.6	18.537	18.378	115.7	56.797
6	19.923	117.5	18.071	17.967	117.5	55.961
7	20.582	117.0	18.636	18.355	109.3	57.573
8	23.819	114.4	18.149	18.043	115.1	1:00.011
9	20.040	117.8	17.542	17.945	114.4	55.527
10	19.775	117.6	17.513	17.909	114.3	55.197
11	19.821	117.8	17.484	17.876	115.7	55.181
12	19.789	117.7	17.508	17.860	115.6	55.157
13	19.850	117.8	17.452	17.934	115.7	55.236
14	19.844	117.8	17.382	17.849	117.1	55.075
15	19.730	117.9	17.415	17.910	117.8	55.055
16	19.933	118.0	17.470	17.882	115.9	55.285
17	19.840	117.8	17.501	17.919	116.5	55.260
18	19.794	117.9	17.940	17.878	116.7	55.612
19	19.832	117.8	18.238	18.256	116.0	56.326





KF2

Race 1 (GBR1)

Document 59

Starting Grid

Subject to scrutineering & sporting investigations

134	Pajuranta, Juuso-Matti RK / BMB / Vega		17	124	Mäntylä, Ville Energy / Parilla / Vega	
73	Boutonnet, Paul Tony Kart / Parilla / Vega		16	76	Compere, Victor Kosmic / Vortex / Vega	
91	Gil Contreras, Carlos Tony Kart / Vortex / Vega		15	65	Graham, Matthew Zanardi / Parilla / Vega	
87	Fukuzumi, Nirei Kosmic / Vortex / Vega		14	147	Santilli, Alessio Top Kart / Parilla / Vega	
81	Di Folco, Alberto Tony Kart / TM / Vega		13	78	Dabski, Karol Praga / Parilla / Vega	
169	Vivacqua, Thiago Zanardi / Parilla / Vega		12	133	Nylund, Niclas ART GP / Parilla / Vega	
136	Paz Patric Armand, Philo Tony Kart / Vortex / Vega		11	128	Moineault, Valentin Tony Kart / Vortex / Vega	
139	Petjoi, Teemu Markus Tony Kart / Vortex / Vega		10	129	Nielsen, Nicklas Kosmic / Vortex / Vega	
85	Fioravanti, Damiano Tony Kart / Vortex / Vega		9	122	Mac Leod, Samuel Tony Kart / Vortex / Vega	
59	Hubert, Anthoine FK / TM / Vega		8	166	Varley, Luke LH / BMB / Vega	
144	Romanov, Vasiliy Energy / Parilla / Vega		7	162	Tiene, Felice CRG / BMB / Vega	
57	Tiihonen, Niklas Energy / Parilla / Vega		6	63	Litchfield, Mark Zanardi / Parilla / Vega	
168	Verstappen, Max Intrepid / TM / Vega		5	61	Joyner, Tom LH / BMB / Vega	
97	Hansen, Andreas Sebastian Maranello / Maranello / Vega		4	51	Leclerc, Charles ART GP / Parilla / Vega	
106	Ippolito, Paolo Kosmic / Vortex / Vega		3	55	Barnicoat, Benjamin ART GP / Parilla / Vega	
154	Snell, Sam Energy / Parilla / Vega		2	70	Speedy, (A. Fuoco) Tony Kart / Vortex / Vega	
53	Olsen, Dennis Energy / TM / Vega		1	54	Camponeschi, Flavio Tony Kart / Vortex / Vega	

POLE POSITION



Start : 22/07/2012 - 13:00 19 Laps = 26.258 Km

PF INT'L (GBR) - 19/07/2012 - 22/07/2012

CIK-FIA



PF Int'l | 19 - 22.07.2012

CIK-FIA European KF2 Championship (Rd2)



KF2



KF2

Final B (FB)

Results

Document 64.1 OFFICIAL

Subject to scrutineering & sporting investigations

Rnk	No.	Entrant	Nat	Driver	Nat	Equipment	Laps	Gap	Interv.	Best Lap	dB
1	119	Comer	ITA	Lavelli, Kevin	ITA	Top Kart / Parilla / Vega	15			55.041	105.8
2	102	Formula K	ITA	Helgheim, Oystein	NOR	FK / TM / Vega	15	1.274	1.274	55.014	104.7
3	145	Birel Motorsport	ITA	Rossel, Kevin	DNK	Birel / BMB / Vega	15	3.557	2.283	55.258	106.4
4	132	Mach 1 Motorsport	DEU	Norris, John	IRL	Mach 1 / TM / Vega	15	4.414	0.857	55.046	105.4
5	104	Ricky Flynn Motorsport	GBR	Hoque, Zubair	GBR	FA Kart / Vortex / Vega	15	4.846	0.432	55.049	107.8
6	137	Daems Racing	BEL	Pereira, Dylan	LUX	Tony Kart / Vortex / Vega	15	5.858	1.012	55.145	106.8
7	103	Genikart	ESP	Hiltbrand, Pedro	ESP	FA Kart / Vortex / Vega	15	7.554	1.696	55.097	105.5
8	112	Tony Kart Racing Team	ITA	Kiyohara, Ryota	JPN	Tony Kart / Vortex / Vega	15	8.170	0.616	54.687	104.6
9	67	PDB Racing Team	NLD	Affolter, Joel	NLD	Gillard / Parilla / Vega	15	8.578	0.408	55.346	105.3
10	79	Bruneau, Olivier	FRA	Deguffroy, Remy	FRA	Tony Kart / Vortex / Vega	15	8.943	0.365	55.340	105.7
11	111	Tony Kart Racing Team	ITA	Kasai, Takashi	JPN	Tony Kart / Vortex / Vega	15	12.508	3.565	55.334	104.7
12	172	Morsicani Racing	ITA	Walilko, Igor	POL	Tony Kart / Vortex / Vega	15	13.998	1.490	55.478	105.7
13	116	RS-Motorsport	DEU	Krebs, Thomas S.	DNK	Maranello / TM / Vega	15	14.715	0.717	55.225	104.1
14	123	Scuderia PCR Srl	ITA	Maestranzi, Marco	ITA	PCR / Parilla / Vega	15	16.549	1.834	55.548	105.5
15	146	ART Grand Prix Srl	ITA	Ruuskanen, Joni	FIN	ART GP / Parilla / Vega	15	17.466	0.917	55.592	104.3
16	64	Kosmic Racing Dept	ITA	Gromanová, Tereza	CZE	Kosmic / Vortex / Vega	15	17.834	0.368	55.288	106.8
17	135	Tony Kart Racing Team	ITA	Panetta, Federico	ARG	Tony Kart / Vortex / Vega	15	19.674	1.840	55.615	103.8
18	157	RK Racing Team	AUT	Stüger, Florian	DEU	RK / BMB / Vega	15	23.880	4.206	55.837	105.5
19	84	Nees Racing	DEU	Erle, Fabian	DEU	Maranello / TM / Vega	15	24.082	0.202	55.826	104.7
20	164	Daems Racing	BEL	Vandenbroek, Shane	BEL	Tony Kart / Vortex / Vega	15	25.839	1.757	55.656	107.3
21	171	RS-Motorsport	DEU	Zimmermann, Tim	DEU	Maranello / TM / Vega	13	2 Laps	2 Laps	55.308	105.0
22	143	Forza Racing	GBR	Read, Josh	GBR	Intrepid / TM / Vega	13	2 Laps	10.630	55.669	104.1
23	56	Birel Motorsport	ITA	Basz, Karol	POL	Birel / BMB / Vega	11	4 Laps	2 Laps	55.420	105.6
24	148	Comer	ITA	Savona, Federico	ITA	Top Kart / Parilla / Vega	10	5 Laps	1 Lap	55.243	104.4
25	75	Tony Kart Racing Team	ITA	Chang Wing Chung, Andy	MAG	Tony Kart / Vortex / Vega	8	7 Laps	2 Laps	56.652	
26	118	LH Racing Team	SWE	Larsen, Kasper	DNK	LH / BMB / Vega	7	8 Laps	1 Lap	57.026	
27	131	Ward Racing	SWE	Nilsson, Hannes	SWE	Tony Kart / Vortex / Vega	7	8 Laps	1:59.632	56.723	
28	108	Ward Racing	SWE	Jalkanen, Mattias	SWE	Tony Kart / Vortex / Vega	6	9 Laps	1 Lap	56.831	105.8
29	117	Ward Racing	SWE	Kuusiniemi, Jussi	FIN	Tony Kart / Vortex / Vega	4	11 Laps	2 Laps	57.157	
30	120	Tony Kart Racing Team	ITA	Ling, Kang	CHN	Tony Kart / Vortex / Vega	2	13 Laps	2 Laps	58.822	
31	92	CRG SpA	ITA	Girard, Ingrid	FRA	CRG / BMB / Vega	1	14 Laps	1 Lap	1:06.364	
32	170	RK Racing Team	AUT	Waldherr, Michael	DEU	RK / BMB / Vega	0	15 Laps	1 Lap		
33	93	GP Racing	ITA	Gonzales, Nicolas	FRA	GP / TM / Vega	0	15 Laps	0.245		
34	152	Intrepid Driver Program	ITA	Shiraishi, Yuta	JPN	Intrepid / TM / Vega	0	15 Laps	0.385		

Start Time : 22/07/2012 - 14:08:51

Best Lap : No.112 Kiyohara, Ryota 54.687 90.97 Kph

Weather : Slightly cloudy Air : 21°C Track : Dry

Event Record : No.85 Fioravanti, Damiano 54.584 91.14 Kph

PF INT'L (GBR) - 19/07/2012 - 22/07/2012

Page 1 / 1

CIK-FIA

Apex Timing





PF Int'l | 19 - 22.07.2012

CIK-FIA European KF2 Championship (Rd2)



KF2



KF2

Final B (FB)

Lap Chart

For information purposes. No official / regulatory value

	1	2	3	4	5	6	7	8	9	10	11	12	13	14	15	16	17	18	19	20	21	22	23	24	25	26	27	28	29	30	31	32	33	34	
Grid	145	79	102	56	135	119	118	104	137	171	132	103	67	148	172	117	75	116	120	170	111	64	123	93	164	157	143	131	112	152	92	146	84	108	
Start	145	102	79	56	119	135	118	104	137	103	171	132	67	148	172	117	116	75	120	170	111	64	123	93	164	157	143	131	146	152	112	92	108	84	
Lap 1 Interval	145	56	119	102	118	103	137	104	132	171	79	148	135	67	172	111	117	116	123	75	164	64	131	146	112	108	157	120	143	92	84				
Lap 2	145	119	56	102	118	137	103	132	171	104	148	79	67	172	117	116	123	111	164	75	64	112	131	146	108	157	143	120	84	135					
Lap 3	119	145	102	56	118	137	132	104	171	103	79	67	148	172	117	116	123	111	164	75	64	112	131	146	108	157	143	84	135						
Lap 4	119	102	56	145	137	132	104	118	171	79	67	148	103	172	116	111	123	164	64	75	112	131	146	108	117	143	157	84	135						
Lap 5	119	102	56	145	132	104	137	171	67	79	118	103	148	123	172	116	164	111	112	75	64	146	108	131	143	157	84	135							
Lap 6	119	102	56	145	132	104	137	171	67	79	103	148	172	164	111	112	116	118	75	146	108	123	64	143	157	135	84	131							
Lap 7	119	102	56	145	104	132	137	171	67	79	103	148	172	112	111	118	116	123	146	143	75	64	157	135	84	164	111								
Lap 8	119	102	56	145	104	132	137	171	67	79	103	148	112	172	111	123	116	146	143	75	64	135	84	157	164										
Lap 9	119	102	56	145	132	137	104	171	67	79	103	148	112	172	111	123	116	146	143	64	135	157	84	164											
Lap 10	119	102	56	145	132	104	137	171	67	79	103	148	112	172	111	116	123	146	143	64	135	157	84	164											
Lap 11	119	102	56	145	132	104	137	171	67	79	103	112	111	172	116	123	146	143	64	135	157	84	164												
Lap 12	119	102	145	132	104	137	171	67	103	79	112	111	172	116	123	146	143	64	135	157	84	164													
Lap 13	119	102	145	132	104	137	171	67	103	79	112	111	172	116	123	146	143	64	135	157	84	164													
Lap 14	119	102	145	132	104	137	67	103	79	112	111	172	116	123	146	64	135	157	84	164															
Lap 15	119	102	145	132	104	137	103	112	67	79	111	172	116	123	146	64	135	157	84	164															





PF Int'l | 19 - 22.07.2012

CIK-FIA European KF2 Championship (Rd2)



KF2



KF2

Final B (FB)

Lap Time Analysis

For information purposes. No official / regulatory value

Laps	Sector 1	Spd 1	Sector 2	Sector 3	Spd 2	Lap Time
No.56 Basz, Karol						
1	21.565	115.6	18.422	18.964	113.3	58.951
2	20.388	116.2	18.840	18.602	114.0	57.830
3	20.970	116.3	18.018	18.387	116.1	57.375
4	20.312	116.2	17.873	18.255	114.3	56.440
5	19.940	116.4	17.632	18.146	115.1	55.718
6	20.085	115.9	17.703	18.045	115.4	55.833
7	19.901	116.2	17.579	18.228	114.2	55.708
8	20.039	116.4	17.623	18.134	114.1	55.796
9	19.937	116.0	17.552	18.096	114.5	55.585
10	19.976	116.1	17.521	18.103	115.3	55.600
11	19.884	116.3	17.532	18.004	114.5	55.420

Laps	Sector 1	Spd 1	Sector 2	Sector 3	Spd 2	Lap Time
No.64 Gromanová, Tereza						
1	24.312	114.7	19.306	19.027	114.8	1:02.645
2	20.880	114.8	18.809	18.541	115.3	58.230
3	20.259	117.1	17.960	18.367	116.0	56.586
4	20.318	117.5	18.123	18.288	114.4	56.729
5	21.404	116.1	18.403	18.554	113.4	58.361
6	20.282	115.5	18.476	18.870	113.8	57.628
7	21.100	115.2	19.679	18.545	114.0	59.324
8	20.241	116.2	17.637	18.594	111.0	56.472
9	20.369	116.9	17.794	18.189	112.7	56.352
10	20.126	115.5	17.566	18.151	111.3	55.843
11	20.047	117.1	17.351	18.017	111.5	55.415
12	20.031	116.7	17.304	18.096	111.4	55.431
13	19.995	116.1	17.396	18.034	113.9	55.425
14	19.959	116.6	17.710	17.988	112.9	55.657
15	19.966	116.1	17.325	17.997	112.9	55.288

Laps	Sector 1	Spd 1	Sector 2	Sector 3	Spd 2	Lap Time
No.67 Affolter, Joel						
1	23.383	116.0	18.630	19.671	116.5	1:01.684
2	20.615	116.2	18.282	18.492	115.3	57.389
3	20.251	115.8	18.273	18.401	116.1	56.925
4	20.374	112.2	18.387	18.282	115.5	57.043
5	20.311	116.4	18.096	18.125	114.4	56.532
6	20.105	116.3	17.550	18.076	115.1	55.731
7	20.075	116.2	17.511	18.082	115.1	55.668
8	20.196	116.6	17.505	18.001	115.3	55.702
9	20.024	115.8	17.535	17.933	116.6	55.492
10	20.086	116.2	17.565	17.972	116.2	55.623
11	20.135	116.4	17.379	17.919	116.1	55.433
12	20.002	116.5	17.438	18.046	117.2	55.486
13	20.046	116.3	17.362	17.938	116.6	55.346
14	19.974	116.2	17.343	18.574	113.9	55.891
15	20.723	116.7	18.107	18.040	115.9	56.870

Laps	Sector 1	Spd 1	Sector 2	Sector 3	Spd 2	Lap Time
No.75 Chang Wing Chung, Andy						
1	23.866	115.0	19.624	19.149	114.1	1:02.639
2	21.019	114.3	18.646	18.516	115.2	58.181
3	20.360	115.6	17.939	18.353	116.1	56.652

Laps	Sector 1	Spd 1	Sector 2	Sector 3	Spd 2	Lap Time
4	20.453	115.6	18.451	18.243	115.4	57.147
5	20.684	113.4	18.026	18.486	115.1	57.196
6	20.642	116.7	17.875	19.540	114.7	58.057
7	21.703	114.6	19.404	18.505	114.4	59.612
8	20.168	115.7	17.732	18.791	111.5	56.691

Laps	Sector 1	Spd 1	Sector 2	Sector 3	Spd 2	Lap Time
No.79 Deguffroy, Remy						
1	23.046	114.6	19.324	19.138	115.3	1:01.508
2	20.387	117.3	18.567	18.778	115.1	57.732
3	20.207	117.9	18.432	18.650	114.8	57.289
4	20.233	117.2	18.334	18.361	114.3	56.928
5	20.323	118.2	18.358	18.266	115.2	56.947
6	20.153	117.1	17.695	18.256	113.9	56.104
7	20.046	117.2	17.609	18.094	114.5	55.749
8	20.034	117.1	17.544	18.110	114.9	55.688
9	19.999	116.3	17.534	18.093	114.0	55.626
10	19.995	116.5	17.535	18.021	114.7	55.551
11	19.997	117.4	17.468	17.982	114.9	55.447
12	19.871	116.6	17.817	18.138	113.7	55.826
13	19.904	117.1	17.439	17.997	115.5	55.340
14	19.964	117.4	17.366	18.094	114.8	55.424
15	20.054	115.3	18.400	18.134	115.6	56.588

Laps	Sector 1	Spd 1	Sector 2	Sector 3	Spd 2	Lap Time
No.84 Erle, Fabian						
1	25.279	107.9	20.266	20.805	116.0	1:06.350
2	21.446	118.0	19.027	18.865	116.7	59.338
3	20.519	117.9	18.177	18.552	116.5	57.248
4	20.238	117.9	18.183	18.274	117.3	56.695
5	20.097	117.9	17.930	18.227	118.3	56.254
6	20.040	117.9	18.349	18.382	118.1	56.771
7	20.063	118.3	18.283	18.496	118.2	56.842
8	20.158	117.8	18.418	18.157	118.5	56.733
9	22.113	117.8	18.079	18.211	116.8	58.403
10	20.009	117.9	17.917	18.277	118.0	56.203
11	19.941	118.0	17.774	18.111	116.7	55.826
12	19.996	117.9	17.746	18.097	116.5	55.839
13	20.031	118.2	17.753	18.075	117.7	55.859
14	19.991	118.0	17.796	18.059	117.9	55.846
15	19.955	118.2	18.519	18.177	118.2	56.651

Laps	Sector 1	Spd 1	Sector 2	Sector 3	Spd 2	Lap Time
No.92 Girard, Ingrid						
1	24.758	103.7	19.714	21.892	112.3	1:06.364

Laps	Sector 1	Spd 1	Sector 2	Sector 3	Spd 2	Lap Time
No.102 Helgheim, Oystein						
1	21.592	116.2	18.994	19.377	113.8	59.963
2	20.437	115.6	18.126	18.490	116.2	57.053
3	20.566	115.5	17.824	18.343	116.2	56.733
4	20.547	115.4	17.780	18.306	114.2	56.633
5	20.013	115.4	17.630	18.038	115.0	55.681
6	20.007	115.7	17.651	18.008	115.2	55.666
7	20.020	115.5	17.431	18.131	114.5	55.582
8	20.026	115.4	17.573	18.096	114.0	55.695





PF Int'l | 19 - 22.07.2012

CIK-FIA European KF2 Championship (Rd2)



KF2



KF2

Final B (FB)

Lap Time Analysis

For information purposes. No official / regulatory value

Laps	Sector 1	Spd 1	Sector 2	Sector 3	Spd 2	Lap Time	Laps	Sector 1	Spd 1	Sector 2	Sector 3	Spd 2	Lap Time
9	19.997	115.7	17.503	18.043	114.4	55.543	No.111 Kasai, Takashi						
10	19.947	115.5	17.484	18.108	115.4	55.539	1	23.605	115.6	18.873	19.240	114.9	1:01.718
11	19.951	115.5	17.490	17.890	115.9	55.331	2	21.316	115.7	18.445	18.362	115.6	58.123
12	19.933	115.7	17.416	17.892	115.1	55.241	3	20.127	115.5	18.103	18.662	114.3	56.892
13	19.840	115.4	17.316	17.858	115.8	55.014	4	20.150	114.7	18.262	18.283	114.3	56.695
14	19.874	115.6	17.446	17.821	115.9	55.141	5	20.650	115.7	18.670	18.495	114.3	57.815
15	19.832	115.3	17.365	18.082	115.9	55.279	6	20.607	115.3	18.068	18.855	114.2	57.530
No.103 Hiltbrand, Pedro							7	20.765	115.1	17.601	18.066	112.5	56.432
1	21.601	115.0	18.844	19.472	114.3	59.917	8	20.261	116.2	17.493	18.051	112.9	55.805
2	20.463	114.9	18.524	18.641	113.8	57.628	9	20.243	114.6	17.495	18.002	113.9	55.740
3	20.513	114.9	19.235	18.481	114.5	58.229	10	20.115	115.7	17.438	18.029	113.6	55.582
4	20.685	113.9	18.881	18.316	113.9	57.882	11	20.078	115.0	17.947	17.944	111.7	55.969
5	20.186	114.6	18.615	18.306	115.3	57.107	12	20.203	115.0	17.280	17.947	111.5	55.430
6	20.294	114.8	17.960	18.225	112.9	56.479	13	20.237	115.2	17.409	17.857	111.5	55.503
7	20.121	115.3	17.352	18.103	113.0	55.576	14	20.176	114.6	17.309	17.849	112.4	55.334
8	20.019	115.2	17.372	18.148	113.2	55.539	15	20.187	115.2	17.332	18.062	112.1	55.581
9	20.072	115.1	17.366	18.004	113.8	55.442	No.112 Kiyohara, Ryota						
10	19.971	115.2	17.283	17.991	114.8	55.245	1	24.381	115.6	19.173	19.007	115.6	1:02.561
11	19.968	114.5	17.284	18.098	115.0	55.350	2	21.119	115.1	18.416	18.645	115.3	58.180
12	19.905	115.6	17.307	18.012	113.1	55.224	3	20.107	115.4	17.885	18.324	115.4	56.316
13	19.962	115.3	17.161	17.974	113.5	55.097	4	20.656	115.6	18.095	18.209	114.8	56.960
14	19.901	114.9	17.150	18.450	114.9	55.501	5	20.394	115.7	17.956	18.373	114.6	56.723
15	20.330	114.2	17.399	17.996	113.8	55.725	6	20.855	115.7	17.832	18.932	115.4	57.619
No.104 Hoque, Zubair							7	20.200	115.5	17.414	18.037	116.2	55.651
1	22.828	110.2	18.596	19.055	115.8	1:00.479	8	19.991	116.0	17.605	18.190	112.2	55.786
2	20.780	116.3	18.550	18.554	115.1	57.884	9	20.131	115.5	17.501	17.983	113.5	55.615
3	20.115	116.8	18.638	18.248	116.5	57.001	10	19.918	115.4	17.273	17.811	113.5	55.002
4	20.377	117.4	18.002	18.077	117.5	56.456	11	19.878	115.4	17.301	17.840	113.4	55.019
5	20.250	116.6	17.615	18.013	115.4	55.878	12	19.853	115.5	17.263	17.696	115.2	54.812
6	19.866	117.1	17.570	18.011	117.0	55.447	13	19.805	115.6	17.167	17.742	114.5	54.714
7	19.971	116.0	17.524	18.025	115.5	55.520	14	19.755	115.8	17.208	17.724	116.1	54.687
8	19.945	117.3	17.604	18.046	116.9	55.595	15	19.859	116.5	17.855	17.837	115.1	55.551
9	20.714	116.8	18.597	18.057	116.7	57.368	No.116 Krebs, Thomas S.						
10	19.873	117.3	17.820	17.913	114.7	55.606	1	23.732	115.2	19.530	19.044	117.0	1:02.306
11	19.839	115.9	17.558	17.896	115.1	55.293	2	20.592	117.5	18.184	18.361	117.5	57.137
12	19.786	116.5	17.509	18.122	113.9	55.417	3	20.323	117.5	18.251	18.730	117.2	57.304
13	19.863	116.8	17.334	17.852	114.4	55.049	4	20.249	116.9	18.349	18.231	117.9	56.829
14	19.769	116.6	17.360	17.922	115.2	55.051	5	20.211	116.6	19.108	18.412	117.2	57.731
15	19.848	116.9	17.449	17.997	115.8	55.294	6	20.071	116.9	18.111	20.384	116.1	58.566
No.108 Jalkanen, Mattias							7	20.406	117.1	18.595	18.300	117.2	57.301
1	25.288	115.0	19.264	18.951	113.5	1:03.503	8	20.792	116.9	17.985	18.372	116.7	57.149
2	20.615	115.0	18.386	18.825	115.0	57.826	9	20.086	117.1	17.596	18.077	116.6	55.759
3	20.430	114.7	17.923	18.478	114.1	56.831	10	19.973	117.3	17.758	18.023	116.1	55.754
4	20.424	114.9	17.981	18.584	113.1	56.989	11	19.915	117.1	17.583	18.033	115.9	55.531
5	20.253	115.0	18.322	18.636	115.6	57.211	12	19.883	117.0	17.543	18.028	115.2	55.454
6	20.242	115.4	17.837	18.791	115.5	56.870	13	19.928	117.1	17.454	17.927	116.5	55.309
							14	19.906	116.9	17.382	17.937	116.9	55.225
							15	19.878	117.1	17.470	18.003	117.0	55.351





PF Int'l | 19 - 22.07.2012

CIK-FIA European KF2 Championship (Rd2)



KF2



KF2

Final B (FB)

Lap Time Analysis

For information purposes. No official / regulatory value

Laps	Sector 1	Spd 1	Sector 2	Sector 3	Spd 2	Lap Time
No.117 Kuusiniemi, Jussi						
1	23.859	108.4	18.758	19.616	117.0	1:02.233
2	20.514	115.0	18.196	18.447	117.8	57.157
3	20.277	116.7	18.327	18.659	117.0	57.263
4	20.249	116.6	21.635	18.498	115.4	1:00.382

Laps	Sector 1	Spd 1	Sector 2	Sector 3	Spd 2	Lap Time
No.118 Larsen, Kasper						
1	21.878	116.5	18.773	19.194	116.9	59.845
2	20.418	116.1	18.412	18.561	114.9	57.391
3	20.541	116.8	18.499	18.567	115.6	57.607
4	21.486	116.6	18.164	18.412	115.0	58.062
5	20.426	116.4	19.138	18.265	116.6	57.829
6	20.353	116.3	18.818	20.551	117.3	59.722
7	20.540	116.7	18.037	18.449	115.7	57.026

Laps	Sector 1	Spd 1	Sector 2	Sector 3	Spd 2	Lap Time
No.119 Lavelli, Kevin						
1	21.547	115.5	18.730	18.780	116.5	59.057
2	20.485	115.9	18.024	18.683	116.1	57.192
3	20.426	115.7	17.991	18.286	114.6	56.703
4	20.144	115.8	17.722	18.029	115.0	55.895
5	20.048	115.7	17.576	18.002	114.6	55.626
6	20.050	115.5	17.575	17.940	114.9	55.565
7	20.018	115.9	17.471	17.937	114.5	55.426
8	20.020	115.6	17.596	18.019	114.4	55.635
9	20.122	115.7	17.543	17.980	114.0	55.645
10	20.049	115.8	17.533	17.965	114.8	55.547
11	20.146	116.2	17.505	17.846	114.7	55.497
12	19.955	115.8	17.461	17.864	114.0	55.280
13	19.908	115.6	17.326	17.807	114.5	55.041
14	19.985	115.8	17.457	17.838	114.3	55.280
15	19.979	115.6	17.462	17.825	114.0	55.266

Laps	Sector 1	Spd 1	Sector 2	Sector 3	Spd 2	Lap Time
No.120 Ling, Kang						
1	25.715	110.5	20.643	20.087	115.1	1:06.445
2	21.046	109.1	18.945	18.831	115.5	58.822

Laps	Sector 1	Spd 1	Sector 2	Sector 3	Spd 2	Lap Time
No.123 Maestranzi, Marco						
1	23.790	115.1	19.286	18.850	116.9	1:01.926
2	20.786	116.0	18.297	18.500	115.7	57.583
3	20.247	117.0	18.015	18.850	110.0	57.112
4	20.484	116.6	18.100	18.259	116.0	56.843
5	20.203	116.9	18.342	18.170	116.7	56.715
6	20.507	116.7	18.152	21.218	116.2	59.877
7	20.353	116.9	18.091	18.300	116.8	56.744
8	20.481	116.6	17.826	18.114	114.2	56.421
9	20.326	116.3	17.693	18.114	112.3	56.133
10	20.150	116.1	18.134	18.166	113.2	56.450
11	20.049	116.2	17.572	18.051	111.6	55.672
12	20.052	116.2	17.692	18.079	111.9	55.823
13	20.019	116.2	17.493	18.123	111.9	55.635
14	20.017	116.3	17.581	17.950	113.6	55.548

Laps	Sector 1	Spd 1	Sector 2	Sector 3	Spd 2	Lap Time
15	20.004	116.9	17.477	18.124	112.5	55.605

Laps	Sector 1	Spd 1	Sector 2	Sector 3	Spd 2	Lap Time
No.131 Nilsson, Hannes						
1	24.162	112.1	19.282	19.063	115.1	1:02.507
2	21.081	116.8	18.651	18.999	116.4	58.731
3	20.175	117.1	18.129	18.419	115.4	56.723
4	20.202	116.9	18.315	18.245	116.0	56.762
5	20.711	106.9	18.554	18.869	117.2	58.134
6	20.504	117.4	17.842	2:14.585	97.6	2:52.931
7	23.244	111.7	18.396	18.442	114.4	1:00.082

Laps	Sector 1	Spd 1	Sector 2	Sector 3	Spd 2	Lap Time
No.132 Norris, John						
1	22.853	117.6	18.767	18.805	117.9	1:00.425
2	20.384	118.2	18.285	18.444	118.1	57.113
3	20.638	118.2	18.636	18.302	117.5	57.576
4	20.368	118.5	17.900	18.221	118.0	56.489
5	20.156	118.3	17.591	18.036	116.8	55.783
6	19.791	118.3	17.625	18.119	117.5	55.535
7	19.864	118.4	17.855	17.983	118.3	55.702
8	20.018	119.0	17.561	18.184	117.8	55.763
9	20.491	118.5	18.001	17.946	117.1	56.438
10	19.876	118.3	17.571	18.067	117.1	55.514
11	19.705	118.4	17.445	17.896	117.2	55.046
12	19.847	118.5	17.552	18.180	116.2	55.579
13	19.749	118.3	17.484	17.965	116.8	55.198
14	19.795	118.5	17.418	17.833	117.6	55.046
15	19.737	118.7	17.665	18.144	116.3	55.546

Laps	Sector 1	Spd 1	Sector 2	Sector 3	Spd 2	Lap Time
No.135 Panetta, Federico						
1	22.661	111.8	19.092	20.261	113.6	1:02.014
2	20.640	115.5	26.525	19.197	112.1	1:06.362
3	20.519	115.7	18.022	18.553	112.8	57.094
4	20.240	115.5	17.958	18.314	114.5	56.512
5	20.103	116.2	17.687	18.146	116.8	55.936
6	20.143	115.4	17.781	18.128	116.6	56.052
7	20.050	115.6	18.628	18.273	117.0	56.951
8	20.311	116.0	18.311	18.071	116.7	56.693
9	20.385	115.8	17.793	18.190	115.0	56.368
10	20.123	115.7	17.726	17.997	116.5	55.846
11	20.021	115.6	17.640	17.954	115.5	55.615
12	20.055	115.9	17.511	18.053	114.1	55.619
13	20.205	115.7	17.649	18.084	115.4	55.938
14	19.997	115.7	17.550	18.124	116.7	55.671
15	20.083	116.1	17.468	18.095	115.7	55.646

Laps	Sector 1	Spd 1	Sector 2	Sector 3	Spd 2	Lap Time
No.137 Pereira, Dylan						
1	22.351	116.1	18.641	19.197	116.7	1:00.189
2	20.308	116.3	18.313	18.479	116.8	57.100
3	20.337	116.5	18.731	18.486	117.0	57.554
4	20.495	116.0	17.938	18.228	114.6	56.661
5	20.716	116.2	17.746	18.113	116.3	56.575
6	20.040	116.2	17.684	18.079	116.2	55.803





PF Int'l | 19 - 22.07.2012

CIK-FIA European KF2 Championship (Rd2)



KF2



KF2

Final B (FB)

Lap Time Analysis

For information purposes. No official / regulatory value

Laps	Sector 1	Spd 1	Sector 2	Sector 3	Spd 2	Lap Time	Laps	Sector 1	Spd 1	Sector 2	Sector 3	Spd 2	Lap Time
No.143 Read, Josh													
7	19.972	115.8	17.699	17.966	116.3	55.637	10	20.230	115.9	17.634	18.119	114.2	55.983
8	19.994	116.3	17.507	17.939	116.4	55.440	11	20.059	115.9	17.555	18.218	112.9	55.832
9	20.061	115.4	18.289	18.099	116.7	56.449	12	20.111	116.4	17.513	18.066	113.1	55.690
10	19.917	116.0	18.073	17.962	116.8	55.952	13	20.050	115.9	17.597	18.124	113.9	55.771
11	19.918	116.3	17.561	17.840	116.6	55.319	14	20.038	116.1	17.471	18.083	115.6	55.592
12	19.855	116.4	17.493	18.051	116.8	55.399	15	20.110	115.8	17.556	18.219	114.9	55.885
13	19.923	116.3	17.377	18.134	116.3	55.434	No.148 Savona, Federico						
14	19.899	116.3	17.400	17.846	116.5	55.145	1	23.568	115.6	18.509	18.904	115.1	1:00.981
15	19.863	116.3	17.525	18.234	116.3	55.622	2	20.558	115.7	18.150	18.704	115.2	57.412
No.145 Rossel, Kevin													
1	24.498	115.1	21.668	20.006	115.6	1:06.172	3	20.313	115.7	18.781	19.018	114.6	58.112
2	20.821	115.1	18.598	19.044	114.9	58.463	4	20.224	115.3	18.215	18.261	115.5	56.700
3	20.466	115.4	18.143	18.667	114.8	57.276	5	20.297	115.9	18.900	18.293	115.7	57.490
4	20.289	115.5	18.308	18.434	114.7	57.031	6	20.373	115.1	18.289	18.508	114.5	57.170
5	20.176	115.4	17.877	18.311	115.1	56.364	7	20.062	115.3	17.529	18.023	114.9	55.614
6	20.170	115.5	17.716	18.318	115.4	56.204	8	20.047	114.9	17.415	17.953	115.4	55.415
7	20.259	115.2	18.385	18.201	115.5	56.845	9	19.975	115.1	17.418	17.956	114.5	55.349
8	20.125	115.5	17.795	18.510	115.2	56.430	10	19.974	115.6	17.359	17.910	115.4	55.243
9	20.081	115.4	17.616	18.067	115.4	55.764	No.157 Stüger, Florian						
10	20.057	115.5	17.677	18.225	115.8	55.959	1	25.895	114.6	19.410	20.711	112.7	1:06.016
11	19.935	115.7	17.562	18.172	115.3	55.669	2	20.722	113.9	18.366	18.680	113.9	57.768
12	20.099	115.7	17.476	18.142	115.3	55.717	3	20.555	115.3	18.077	18.448	113.9	57.080
13	20.000	115.5	17.595	18.098	115.6	55.693	4	20.387	116.4	19.503	18.449	115.7	58.339
No.146 Ruuskanen, Joni													
1	24.460	116.1	19.165	18.986	116.2	1:02.611	5	20.396	115.6	17.957	18.355	114.9	56.708
2	21.594	115.8	18.539	18.683	116.9	58.816	6	20.247	114.4	17.752	18.404	114.4	56.403
3	20.433	116.3	17.928	18.429	114.3	56.790	7	20.281	115.5	18.441	18.479	116.1	57.201
4	20.225	115.9	18.255	18.374	114.2	56.854	8	20.329	115.7	18.968	18.247	115.5	57.544
5	20.363	112.6	18.196	18.903	115.4	57.462	9	20.804	115.1	17.817	18.304	113.5	56.925
6	20.199	116.5	17.884	18.811	115.2	56.894	10	20.334	115.4	17.739	18.233	114.3	56.306
7	21.201	115.6	18.252	18.218	115.2	57.671	11	20.463	115.4	17.636	18.207	113.2	56.306
8	20.233	114.5	18.021	18.514	115.0	56.768	12	20.242	114.9	17.571	18.161	113.3	55.974
9	20.201	116.7	17.654	18.256	113.7	56.111	13	20.215	115.5	17.628	18.133	113.5	55.976
							No.164 Vandebroek, Shane						
1	23.887	115.3	19.406	18.992	115.6	1:02.285	14	20.120	114.5	17.512	18.205	115.7	55.837
2	20.892	115.6	18.508	18.501	113.3	57.901	15	20.191	113.7	18.367	18.313	114.3	56.871
3	20.268	115.4	17.956	18.533	113.6	56.757	No.148 Savona, Federico						
4	20.325	115.7	18.031	18.343	114.0	56.699	1	23.568	115.6	18.509	18.904	115.1	1:00.981
5	20.294	115.7	18.453	18.486	115.4	57.233	2	20.558	115.7	18.150	18.704	115.2	57.412
6	20.341	115.5	18.006	19.222	114.4	57.569	3	20.313	115.7	18.781	19.018	114.6	58.112
7	20.160	115.9	17.591	17.988	111.6	1:05.739	4	20.224	115.3	18.215	18.261	115.5	56.700
8	20.244	116.8	17.922	18.171	112.7	56.337	5	20.297	115.9	18.900	18.293	115.7	57.490
9	20.291	115.8	17.769	18.284	113.4	56.344	6	20.373	115.1	18.289	18.508	114.5	57.170
10	20.066	115.6	17.634	18.276	113.8	55.976	7	20.062	115.3	17.529	18.023	114.9	55.614
11	20.321	115.5	17.598	18.139	112.3	56.058	8	20.047	114.9	17.415	17.953	115.4	55.415
12	20.061	116.3	17.510	18.085	112.3	55.656	9	19.975	115.1	17.418	17.956	114.5	55.349
13	20.132	115.4	17.520	18.280	112.1	55.932	10	19.974	115.6	17.359	17.910	115.4	55.243
14	20.239	115.5	17.704	18.181	113.3	56.124	No.157 Stüger, Florian						
15	20.376	115.7	17.847	18.406	113.2	56.629	1	25.895	114.6	19.410	20.711	112.7	1:06.016





KF2

Final B (FB)

Lap Time Analysis

For information purposes. No official / regulatory value

Laps	Sector 1	Spd 1	Sector 2	Sector 3	Spd 2	Lap Time
No.171 Zimmermann, Tim						
1	23.055	116.9	18.710	19.051	116.1	1:00.816
2	20.420	117.8	18.261	18.496	117.2	57.177
3	20.265	117.8	18.911	18.364	117.6	57.540
4	20.481	117.8	18.488	18.283	116.3	57.252
5	20.151	117.7	17.786	18.226	115.4	56.163
6	19.987	117.7	17.743	18.138	115.9	55.868
7	19.918	117.6	17.761	18.058	116.6	55.737
8	19.954	117.9	17.780	18.134	116.8	55.868
9	20.002	117.4	17.659	18.020	117.4	55.681
10	19.897	117.8	17.590	17.996	118.2	55.483
11	19.859	118.2	17.499	18.129	116.8	55.487
12	19.915	118.1	17.566	18.166	116.9	55.647
13	19.841	117.8	17.448	18.019	117.5	55.308
No.172 Walilko, Igor						
1	23.778	115.3	18.541	19.729	114.5	1:02.048
2	20.507	116.2	18.171	18.625	115.4	57.303
3	20.230	115.3	18.123	18.913	116.0	57.266
4	20.180	115.7	18.507	18.299	115.7	56.986
5	20.232	115.0	19.037	18.495	115.0	57.764
6	20.329	115.7	18.333	18.713	115.7	57.375
7	20.081	115.6	17.595	18.561	114.7	56.237
8	20.341	117.4	17.698	18.155	115.1	56.194
9	20.150	116.4	17.665	18.058	114.2	55.873
10	20.017	116.5	17.516	18.030	113.9	55.563
11	20.200	116.7	18.155	18.075	116.2	56.430
12	20.176	115.4	17.598	18.066	112.9	55.840
13	19.993	116.3	17.524	17.961	115.3	55.478
14	20.035	115.9	17.578	18.094	115.0	55.707
15	20.010	115.9	17.640	18.384	114.4	56.034



KF2

Final B (FB)


Starting Grid

Document 61

Subject to scrutineering & sporting investigations

84	Erle, Fabian Maranello / TM / Vega		17	108	Jalkanen, Mattias Tony Kart / Vortex / Vega	
92	Girard, Ingrid CRG / BMB / Vega		16	146	Ruuskanen, Joni ART GP / Parilla / Vega	
112	Kiyohara, Ryota Tony Kart / Vortex / Vega		15	152	Shiraishi, Yuta Intrepid / TM / Vega	
143	Read, Josh Intrepid / TM / Vega		14	131	Nilsson, Hannes Tony Kart / Vortex / Vega	
164	Vandenbroek, Shane Tony Kart / Vortex / Vega		13	157	Stüger, Florian RK / BMB / Vega	
123	Maestranzi, Marco PCR / Parilla / Vega		12	93	Gonzales, Nicolas GP / TM / Vega	
111	Kasai, Takashi Tony Kart / Vortex / Vega		11	64	Gromanová, Tereza Kosmic / Vortex / Vega	
120	Ling, Kang Tony Kart / Vortex / Vega		10	170	Waldherr, Michael RK / BMB / Vega	
75	Chang Wing Chung, Andy Tony Kart / Vortex / Vega		9	116	Krebs, Thomas S. Maranello / TM / Vega	
172	Walilko, Igor Tony Kart / Vortex / Vega		8	117	Kuusiniemi, Jussi Tony Kart / Vortex / Vega	
67	Affolter, Joel Gillard / Parilla / Vega		7	148	Savona, Federico Top Kart / Parilla / Vega	
132	Norris, John Mach 1 / TM / Vega		6	103	Hiltbrand, Pedro FA Kart / Vortex / Vega	
137	Pereira, Dylan Tony Kart / Vortex / Vega		5	171	Zimmermann, Tim Maranello / TM / Vega	
118	Larsen, Kasper LH / BMB / Vega		4	104	Hoque, Zubair FA Kart / Vortex / Vega	
135	Panetta, Federico Tony Kart / Vortex / Vega		3	119	Lavelli, Kevin Top Kart / Parilla / Vega	
102	Helgheim, Oystein FK / TM / Vega		2	56	Basz, Karol Birel / BMB / Vega	
145	Rossel, Kevin Birel / BMB / Vega		1	79	Deguffroy, Remy Tony Kart / Vortex / Vega	

POLE POSITION



Start : 22/07/2012 - 14:05 15 Laps = 20.730 Km

PF INT'L (GBR) - 19/07/2012 - 22/07/2012

CIK-FIA




PF Int'l | 19 - 22.07.2012
CIK-FIA European KF2 Championship (Rd2)



KF2

Qualifying Heats





KF2 Qualifying Heats
Results

Document 58.1 OFFICIAL

Subject to scrutineering & sporting investigations

Rnk	No.	Entrant	Nat	Driver	Nat	QP	A-B	C-D	E-F	A-C	B-E	D-F	A-D	B-F	C-E	A-F	D-E	B-C	A-E	C-F	B-D	Points
1	53	Energy Corse	ITA	Olsen, Dennis	NOR	7	4	-	-	0	-	-	0	-	-	2	-	-	0	-	-	6
2	54	Tony Kart Racing Team	ITA	Camponeschi, Flavio	ITA	14	2	-	-	-	0	-	-	4	-	-	-	3	-	-	0	9
3	154	Energy North Europe	FIN	Snell, Sam	GBR	10	-	3	-	-	-	2	12	-	-	-	3	-	-	-	3	23
4	70	Morsicani Racing	ITA	Speedy, (A. Fuoco)	ITA	21	-	6	-	3	-	-	-	-	5	-	-	4	-	5	-	23
5	106	Kosmic Racing Dept	ITA	Ippolito, Paolo	ITA	19	10	-	-	6	-	-	3	-	-	0	-	-	5	-	-	24
6	55	ART Grand Prix Srl	ITA	Barnicoat, Benjamin	GBR	6	-	-	0	-	-	0	-	0	-	24	-	-	-	2	-	26
7	97	Maranello Kart	ITA	Hansen, Andreas Sebastian	DNK	22	-	12	-	-	-	3	5	-	-	-	4	-	-	-	5	29
8	51	ART Grand Prix Srl	ITA	Leclerc, Charles	MCO	2	0	-	-	-	23	-	-	3	-	-	-	2	-	-	2	30
9	61	LH Racing Team	FIN	Joyner, Tom	GBR	9	-	4	-	24	-	-	-	-	2	-	-	0	-	3	-	33
10	57	Energy North Europe	FIN	Tiihonen, Niklas	FIN	23	-	-	2	-	9	-	-	-	4	-	9	-	10	-	-	34
11	63	PF International Karting	GBR	Litchfield, Mark	GBR	3	-	2	-	5	-	-	-	-	0	-	-	24	-	4	-	35
12	144	Energy Corse	ITA	Romanov, Vasilii	RUS	11	-	-	7	-	2	-	-	-	22	-	0	-	4	-	-	35
13	162	CRG SpA	ITA	Tiene, Felice	ITA	24	-	-	8	-	-	22	-	2	-	3	-	-	-	0	-	35
14	59	Formula K	ITA	Hubert, Anthoine	FR	5	-	-	5	-	3	-	-	-	21	-	2	-	9	-	-	40
15	85	Tony Kart Racing Team	ITA	Fioravanti, Damiano	ITA	25	3	-	-	23	-	-	10	-	-	4	-	-	3	-	-	43
16	166	CRG SpA	ITA	Varley, Luke	GBR	35	-	-	3	-	7	-	-	-	11	-	7	-	15	-	-	43
17	122	Tony Kart Racing Team	ITA	Mac Leod, Samuel	GBR	43	16	-	-	11	-	-	7	-	-	5	-	-	6	-	-	45
18	139	Tony Kart Racing Team	ITA	Petjoi, Teemu Markus	FIN	18	-	-	9	-	-	15	-	6	-	9	-	-	-	7	-	46
19	129	Kosmic Racing Dept	ITA	Nielsen, Nicklas	DNK	55	9	-	-	4	-	-	13	-	-	12	-	-	8	-	-	46
20	168	Intrepid Driver Program	ITA	Verstappen, Max	NLD	1	24	-	-	2	-	-	2	-	-	17	-	-	2	-	-	47
21	136	Tony Kart Racing Team	ITA	Paz Patric Armand, Philo	IDN	12	-	-	12	-	-	12	-	10	-	7	-	-	-	11	-	52
22	128	Bruneau, Olivier	FR	Moineault, Valentin	FR	59	-	-	6	-	5	-	-	-	12	-	12	-	19	-	-	54
23	169	Chiesa Corse	ITA	Vivacqua, Thiago	BRA	26	7	-	-	-	6	-	-	14	-	-	-	20	-	-	8	55
24	133	ART Grand Prix Srl	ITA	Nylund, Niclas	FIN	15	-	5	-	13	-	-	-	-	7	-	-	6	-	25	-	56
25	81	Millennium Motorsport	GBR	Di Folco, Alberto	ITA	16	-	14	-	-	-	5	9	-	-	-	5	-	-	23	-	56
26	78	Praga Kart Racing	CZE	Dabski, Karol	POL	28	-	13	-	-	-	7	11	-	-	-	15	-	-	-	10	56
27	91	Tony Kart Racing Team	ITA	Gil Contreras, Carlos	ESP	48	-	-	21	-	-	8	-	8	-	11	-	-	-	8	-	56
28	87	Kosmic Racing Dept	ITA	Fukuzumi, Nirei	JPN	58	-	27	-	-	-	4	6	-	-	-	13	-	-	-	6	56
29	147	Comer	ITA	Santilli, Alessio	ITA	39	-	8	-	19	-	-	-	-	9	-	-	11	-	10	-	57
30	73	Borget, Bastien	FR	Boutonnet, Paul	FR	37	6	-	-	25	-	-	8	-	-	8	-	-	11	-	-	58
31	65	Keijzer Racing	AUT	Graham, Matthew	GBR	4	-	0	-	-	-	23	24	-	-	-	8	-	-	-	4	59
32	134	RK Racing Team	FIN	Pajuranta, Juuso-Matti	FIN	13	26	-	-	10	-	-	4	-	-	14	-	-	7	-	-	61
33	76	VDK Racing	GBR	Compere, Victor	FR	27	-	10	-	12	-	-	-	-	6	-	-	7	-	26	-	61
34	124	Energy North Europe	FIN	Mäntylä, Ville	FIN	20	8	-	-	-	11	-	-	9	-	-	-	9	-	-	25	62

Not qualified

35	145	Birel Motorsport	ITA	Rossel, Kevin	DNK		-	-	13	-	-	11	-	11	-	15	-	-	-	12	-	62
36	79	Bruneau, Olivier	FR	Deguffroy, Remy	FR	34	-	11	-	-	-	26	14	-	-	-	6	-	-	-	7	64
37	102	Formula K	ITA	Helgheim, Oystein	NOR	49	11	-	-	14	-	-	17	-	-	10	-	-	12	-	-	64
38	56	Birel Motorsport	ITA	Basz, Karol	POL	29	-	-	11	-	20	-	-	-	3	-	20	-	13	-	-	67
39	135	Tony Kart Racing Team	ITA	Panetta, Federico	ARG	54	-	-	17	-	-	14	-	5	-	28	-	-	-	6	-	70
40	119	Comer	ITA	Lavelli, Kevin	ITA	50	12	-	-	-	16	-	-	26	-	-	-	8	-	-	9	71
41	159	Kartronix	GBR	Tang, Andrew	SGP	38	29	-	-	-	4	-	-	16	-	-	-	10	-	-	15	74
42	118	LH Racing Team	FIN	Larsen, Kasper	DNK	32	14	-	-	-	10	-	-	24	-	-	-	16	-	-	12	76
43	98	Ward Racing	FIN	Hansson, Robin L.	FIN	52	-	15	-	-	-	9	23	-	-	-	18	-	-	-	11	76
44	96	Millennium Motorsport	GBR	Hamilton, Alexander	IRL	8	5	-	-	-	26	-	-	7	-	-	-	27	-	-	13	78
45	104	Ricky Flynn Motorsport	GBR	Hoque, Zubair	GBR	44	18	-	-	-	17	-	-	12	-	-	-	5	-	-	26	78
46	137	Daems Racing	BEL	Pereira, Dylan	LUX	45	-	9	-	20	-	-	-	-	17	-	-	19	-	13	-	78
47	103	Genikart	ESP	Hiltbrand, Pedro	ESP	30	-	-	26	-	-	6	-	25	-	6	-	-	-	18	-	81
48	171	RS-Motorsport	DEU	Zimmermann, Tim	DEU	41	-	-	10	-	13	-	-	-	13	-	25	-	20	-	-	81
49	132	Mach 1 Motorsport	DEU	Norris, John	IRL	53	-	-	4	-	12	-	-	-	28	-	10	-	27	-	-	81



PF Int'l | 19 - 22.07.2012

CIK-FIA European KF2 Championship (Rd2)



KF2



KF2 Qualifying Heats Results

Document 58.1 OFFICIAL

Subject to scrutineering & sporting investigations

Rnk	No.	Entrant	Nat	Driver	Nat	QP	A-B	C-D	E-F	A-C	B-E	D-F	A-D	B-F	C-E	A-F	D-E	B-C	A-E	C-F	B-D	Points
50	67	PDB Racing Team	NLD	Affolter, Joel	NLD	64	-	19	-	-	-	10	25	-	-	-	14	-	-	-	16	84
51	148	Comer	ITA	Savona, Federico	ITA	69	-	18	-	8	-	-	-	-	23	-	-	13	-	23	-	85
52	158	Millennium Motorsport	GBR	Sutton, David	GBR	33	-	26	-	9	-	-	-	-	10	-	-	25	-	16	-	86
53	117	Ward Racing	FIN	Kuusiniemi, Jussi	FIN	42	-	-	15	-	-	25	-	22	-	16	-	-	-	9	-	87
54	172	Morsicani Racing	ITA	Walilko, Igor	POL	51	-	7	-	15	-	-	-	-	26	-	-	12	-	27	-	87
55	140	Petit, Daniel	FRA	Petit, Hubert	FRA	17	-	-	16	-	21	-	-	-	14	-	16	-	21	-	-	88
56	167	Vermeylen, Kenny	BEL	Vermeylen, Kenny	BEL	31	27	-	-	7	-	-	16	-	-	13	-	-	25	-	-	88
57	75	Tony Kart Racing Team	ITA	Chang Wing Chung, Andy	MAC	72	-	-	19	-	-	13	-	20	-	19	-	-	-	17	-	88
58	101	LH Racing Team	FIN	Heinonen, Johannes	FIN	73	21	-	-	16	-	-	15	-	-	21	-	-	17	-	-	90
59	116	RS-Motorsport	DEU	Krebs, Thomas S.	DNK	80	13	-	-	-	15	-	-	-	30	-	-	-	18	-	14	90
60	120	Tony Kart Racing Team	ITA	Ling, Kang	CHN	40	-	16	-	-	-	24	19	-	-	-	11	-	-	-	22	92
61	170	RK Racing Team	AUT	Waldherr, Michael	DEU	47	-	-	23	-	27	-	-	-	-	8	-	21	-	14	-	93
62	111	Tony Kart Racing Team	ITA	Kasai, Takashi	JPN	63	-	21	-	17	-	-	-	-	27	-	-	15	-	15	-	95
63	64	Kosmic Racing Dept	ITA	Gromanová, Tereza	CZE	68	20	-	-	-	19	-	-	13	-	-	-	23	-	-	21	96
64	123	Scuderia PCR Srl	ITA	Mastranzi, Marco	FRA	77	-	-	25	-	8	-	-	-	25	-	22	-	16	-	-	96
65	93	GP Racing	ITA	Gonzales, Nicolas	FRA	71	-	-	18	-	14	-	-	-	24	-	17	-	24	-	-	97
66	95	Comer	ITA	Guazzaroni, Alessio	ITA	75	-	24	-	27	-	-	-	-	18	-	-	14	-	14	-	97
67	164	Daems Racing	BEL	Vandenbroek, Shane	BEL	61	19	-	-	21	-	-	18	-	-	18	-	-	22	-	-	98
68	157	RK Racing Team	AUT	Stüger, Florian	DEU	56	17	-	-	-	22	-	-	21	-	-	-	21	-	-	18	99
69	143	Forza Racing	GBR	Read, Josh	GBR	57	-	20	-	28	-	-	-	-	16	-	-	17	-	19	-	100
70	131	Ward Racing	GBR	Nilsson, Hannes	SWE	74	23	-	-	-	18	-	-	15	-	-	-	26	-	-	20	102
71	112	Tony Kart Racing Team	ITA	Kiyohara, Ryota	JPN	65	-	-	20	-	24	-	-	-	15	-	19	-	26	-	-	104
72	152	Intrepid Driver Program	ITA	Shiraishi, Yuta	JPN	78	-	-	27	-	-	16	-	17	-	23	-	-	-	21	-	104
73	92	CRG SpA	ITA	Girard, Ingrid	FRA	79	22	-	-	18	-	-	20	-	-	26	-	-	18	-	-	104
74	146	ART Grand Prix Srl	ITA	Ruuskanen, Joni	FIN	36	-	-	22	-	-	17	-	19	-	27	-	-	-	20	-	105
75	84	Nees Racing	DEU	Erle, Fabian	DEU	66	-	-	14	-	-	21	-	23	-	25	-	-	-	22	-	105
76	108	Ward Racing	SWE	Jalkanen, Mattias	SWE	46	-	22	-	-	-	18	21	-	-	-	23	-	-	-	24	108
77	72	Ward Racing	SWE	Borge Andersen, Mats	NOR	67	15	-	-	22	-	-	26	-	-	22	-	-	23	-	-	108
78	100	VDK Racing	GBR	Haublin, Thibaut	BEL	60	-	-	24	-	-	19	-	18	-	20	-	-	-	28	-	109
79	94	BRM Racing	ITA	Grob, Dennis	CHE	76	-	17	-	-	-	20	27	-	-	-	27	-	-	-	19	110
80	114	OK Kart V ACR	CZE	Kocka, Ondrej	CZE	70	-	23	-	-	-	27	22	-	-	-	24	-	-	-	17	113
81	149	Maranello Kart	ITA	Schettino, Mario	ITA	81	-	25	-	26	-	-	-	-	20	-	-	22	-	24	-	117
82	74	ADAC Motorsport	DEU	Brunner, Lisa Christin	DEU	-	-	-	28	-	25	-	-	-	19	-	26	-	29	-	-	127
83	156	ADAC Motorsport	DEU	Speck, Lucas	DEU	62	25	-	-	-	29	-	-	29	-	-	-	29	-	-	29	141
84	77	Maranello Kart	ITA	Cucco, Stefano	ITA	-	-	29	-	-	-	-	29	29	-	-	-	-	-	-	29	145

New classification after the decision of the MSA National Court of Appeal on the appeal lodged by the Entrant of Driver #168





PF Int'l | 19 - 22.07.2012

CIK-FIA European KF2 Championship (Rd2)

KF2



KF2

Qualifying Heat B-D

Document 57

Results

Subject to scrutineering & sporting investigations

Rnk	No.	Entrant	Nat	Driver	Nat	Equipment	Laps	Gap	Interv.	Best Lap	Points	dB
1	54	Tony Kart Racing Team	ITA	Camponeschi, Flavio	ITA	Tony Kart / Vortex / Vega	13			54.953	0	
2	51	ART Grand Prix Srl	ITA	Leclerc, Charles	MCO	ART GP / Parilla / Vega	13	0.279	0.279	54.994	2	105.2
3	154	Energy North Europe	FIN	Snell, Sam	GBR	Energy / Parilla / Vega	13	1.124	0.845	54.971	3	
4	65	Keijzer Racing	NLD	Graham, Matthew	GBR	Zanardi / Parilla / Vega	13	1.426	0.302	54.958	4	
5	97	Maranello Kart	ITA	Hansen, Andreas Sebastian	DEN	Maranello / Maranello / Vega	13	1.834	0.408	54.987	5	
6	87	Kosmic Racing Dept	ITA	Fukuzumi, Nirei	JPN	Kosmic / Vortex / Vega	13	2.030	0.196	54.731	6	105.6
7	79	Bruneau, Olivier	FRA	Deguffroy, Remy	FRA	Tony Kart / Vortex / Vega	13	4.448	2.418	55.066	7	105.4
8	169	Chiesa Corse	ITA	Vivacqua, Thiago	BRA	Zanardi / Parilla / Vega	13	5.902	1.454	55.010	8	106.1
9	119	Comer	ITA	Lavelli, Kevin	ITA	Top Kart / Parilla / Vega	13	6.524	0.622	54.999	9	105.3
10	78	Praga Kart Racing	CZE	Dabski, Karol	CZE	Praga / Parilla / Vega	13	9.193	2.669	55.323	10	104.5
11	98	Ward Racing	SWE	Hansson, Robin L.	SWE	Tony Kart / Vortex / Vega	13	9.536	0.343	55.109	11	108.1
12	118	LH Racing Team	SWE	Larsen, Kasper	DNK	LH / BMB / Vega	13	12.343	2.807	55.388	12	
13	96	Millennium Motorsport	GBR	Hamilton, Alexander	IRL	Intrepid / TM / Vega	13	12.653	0.310	55.175	13	
14	116	RS-Motorsport	GBR	Krebs, Thomas S.	DNK	Maranello / TM / Vega	13	14.296	1.643	55.290	14	104.7
15	159	Kartronix	DEU	Tang, Andrew	SGP	Kosmic / TM / Vega	13	14.475	0.179	55.309	15	102.9
16	67	PDB Racing Team	NLD	Affolter, Joel	NLD	Gillard / Parilla / Vega	13	14.977	0.502	55.313	16	105.5
17	114	OK Kart V ACR	CZE	Kocka, Ondrej	CZE	Maranello / BMB / Vega	13	15.568	0.591	55.459	17	106.0
18	157	RK Racing Team	AUT	Stüger, Florian	DEU	RK / BMB / Vega	13	18.934	3.366	55.648	18	105.5
19	94	BRM Racing	ITA	Grob, Dennis	CHE	BRM / TM / Vega	13	19.577	0.643	55.460	19	105.1
20	131	Ward Racing	SWE	Nilsson, Hannes	SWE	Tony Kart / Vortex / Vega	13	28.036	8.459	56.025	20	105.7
21	64	Kosmic Racing Dept	ITA	Gromanová, Tereza	CZE	Kosmic / Vortex / Vega	13	30.336	2.300	55.219	21	105.2
22	120	Tony Kart Racing Team	ITA	Ling, Kang	CHN	Tony Kart / Vortex / Vega	13	44.452	14.116	55.630	22	
23	81	Millennium Motorsport	GBR	Di Folco, Alberto	ITA	Tony Kart / TM / Vega	9	4 Laps	4 Laps	55.728	23	104.3
24	108	Ward Racing	SWE	Jalkanen, Mattias	SWE	Tony Kart / Vortex / Vega	6	7 Laps	3 Laps	56.253	24	105.9
25	124	Energy North Europe	FIN	Mäntylä, Ville	FIN	Energy / Parilla / Vega	2	11 Laps	4 Laps	56.414	25	
26	104	Ricky Flynn Motorsport	GBR	Hoque, Zubair	GBR	FA Kart / Vortex / Vega	2	11 Laps	7:55.695	1:03.385	26	

Not Classified

	77	Maranello Kart	ITA	Cucco, Stefano	ITA	Maranello / BMB / Vega		DNS			29	
	156	ADAC Motorsport	DEU	Speck, Lucas	DEU	Mach 1 / TM / Vega		DNS			29	

Start Time : 21/07/2012 - 18:07:16

Best Lap : No.87 Fukuzumi, Nirei

54.731 90.90 Kph

Weather : Slightly cloudy Air : 18°C Track : Dry

Event Record : No.85 Fioravanti, Damiano

54.584 91.14 Kph

PF INT'L (GBR) - 19/07/2012 - 22/07/2012

Page 1 / 1

CIK-FIA

Apex Timing





PF Int'l | 19 - 22.07.2012

CIK-FIA European KF2 Championship (Rd2)

KF2



KF2

Qualifying Heat B-D

Lap Chart

For information purposes. No official / regulatory value

	1	2	3	4	5	6	7	8	9	10	11	12	13	14	15	16	17	18	19	20	21	22	23	24	25	26	27	28
Grid	51	65	96	154	54	81	124	97	169	78	118	79	159	120	104	108	119	98	157	87	156	67	64	114	131	94	116	77
Start	51	65	96	154	81	54	97	78	124	79	120	169	108	118	98	87	159	67	104	114	119	157	64	94	131	116		
Lap 1 Interval	51	65 0.5	54 0.3	154 0.8	81 0.3	97 0.2	124 0.2	79 0.6	78 0.6	118 0.0	87 0.2	169 0.3	96 0.2	119 0.4	157 0.3	120 0.3	98 0.7	67 0.0	114 0.1	64 0.2	116 0.1	94 0.3	159 0.2	108 0.2	131 6.3	104 7:36		
Lap 2	51	54 0.5	65 0.3	154 0.4	81 0.5	97 0.1	124 0.2	79 0.5	78 1.2	87 0.1	169 0.5	118 0.2	96 0.1	119 0.1	157 0.2	120 0.2	114 1.8	98 0.2	116 0.0	67 1.2	159 0.2	108 0.6	64 0.6	94 1.0	131 3.9	104 7:42		
Lap 3	51	54 0.3	154 1.0	65 0.1	97 0.4	81 0.1	79 0.5	87 1.3	169 1.2	119 0.3	96 0.1	78 0.0	157 0.4	118 0.5	120 0.1	98 1.2	114 0.1	116 0.1	67 1.0	159 1.4	108 0.2	64 0.3	94 1.1	131 3.7				
Lap 4	51	54 0.0	154 1.2	65 0.2	97 0.3	81 0.4	79 0.1	87 1.2	169 1.6	119 1.3	78 0.3	157 0.7	96 0.1	118 0.4	98 0.2	120 0.4	114 0.0	116 0.1	67 0.9	159 1.1	108 0.6	64 0.4	94 1.3	131 4.2				
Lap 5	54	51 0.3	154 0.8	65 0.2	97 0.3	81 0.5	79 0.2	87 0.5	169 2.2	119 1.1	78 0.3	157 1.1	96 0.1	98 0.3	118 0.1	116 1.3	120 0.2	114 0.1	67 0.0	159 0.8	108 1.1	64 0.1	94 1.5	131 4.6				
Lap 6	54	51 0.2	154 0.9	65 0.2	97 0.3	79 1.1	81 0.3	87 0.1	169 2.1	119 0.7	78 0.7	157 1.2	98 0.6	96 0.1	118 0.2	116 1.2	120 0.2	114 0.0	67 0.3	159 0.2	64 2.2	108 0.6	94 0.6	131 4.6				
Lap 7	54	51 0.2	154 0.9	65 0.2	97 0.2	79 1.5	87 0.2	81 0.5	169 1.7	119 0.4	78 0.8	157 1.6	98 0.2	96 0.3	118 0.2	116 1.0	114 0.7	120 0.3	159 0.0	67 0.3	64 2.0	94 1.5	131 4.9					
Lap 8	54	51 0.2	154 0.9	65 0.2	97 0.4	87 1.4	79 0.3	81 0.9	169 1.0	119 0.4	78 1.0	98 1.7	157 0.5	118 0.3	96 0.2	116 0.6	114 1.0	159 0.1	120 0.3	67 0.0	64 2.1	94 1.5	131 5.3					
Lap 9	54	51 0.2	154 0.8	65 0.2	97 0.4	87 1.1	79 0.5	81 1.5	169 0.5	119 0.4	78 1.3	98 1.5	118 1.3	96 0.5	157 0.4	116 0.1	159 0.9	114 0.3	67 0.5	120 0.3	64 1.1	94 1.6	131 6.1					
Lap 10	54	51 0.2	154 0.8	65 0.4	97 0.4	87 0.7	79 1.2	169 2.0	119 0.6	78 1.3	98 1.4	118 1.6	96 0.2	116 1.3	157 0.4	159 0.0	114 0.3	67 0.2	120 0.6	64 0.7	94 2.7	131 5.9						
Lap 11	54	51 0.2	154 0.9	65 0.3	97 0.3	87 0.6	79 1.4	169 1.9	119 0.6	78 1.7	98 0.9	118 2.1	96 0.1	116 1.3	159 0.3	157 0.3	114 0.1	67 0.1	120 1.1	64 0.3	94 3.3	131 5.9						
Lap 12	54	51 0.1	154 0.9	65 0.3	97 0.3	87 0.3	79 2.0	169 1.6	119 0.6	78 2.1	98 0.6	118 2.6	96 0.3	116 0.7	159 0.4	67 1.1	114 0.4	120 0.4	64 0.1	157 1.9	94 1.3	131 6.9						
Lap 13	54	51 0.2	154 0.8	65 0.3	97 0.4	87 0.1	79 2.4	169 1.4	119 0.6	78 2.6	98 0.3	118 2.8	96 0.3	116 1.6	159 0.1	67 0.5	114 0.5	157 3.3	94 0.6	131 8.4	64 2.3	120 14.1						





PF Int'l | 19 - 22.07.2012

CIK-FIA European KF2 Championship (Rd2)



KF2



KF2 Qualifying Heat B-D Lap Time Analysis

For information purposes. No official / regulatory value

Laps	Sector 1	Spd 1	Sector 2	Sector 3	Spd 2	Lap Time
No.51 Leclerc, Charles						
1	21.044	114.4	18.126	18.420	114.6	57.590
2	20.486	114.7	18.105	18.218	115.0	56.809
3	20.138	115.1	17.780	18.107	114.8	56.025
4	20.098	114.8	17.632	18.067	114.6	55.797
5	20.562	115.4	17.594	18.040	116.1	56.196
6	19.996	115.5	17.454	17.911	116.1	55.361
7	19.964	115.4	17.446	17.901	115.9	55.311
8	19.970	115.3	17.367	17.883	116.3	55.220
9	19.900	114.9	17.447	17.889	116.2	55.236
10	19.966	114.9	17.251	17.843	116.0	55.060
11	19.850	115.3	17.330	17.892	116.2	55.072
12	19.857	115.2	17.283	17.854	116.5	54.994
13	19.918	114.9	17.280	17.866	116.3	55.064

Laps	Sector 1	Spd 1	Sector 2	Sector 3	Spd 2	Lap Time
No.54 Camponeschi, Flavio						
1	21.786	114.5	18.242	18.274	115.1	58.302
2	20.302	115.0	17.903	18.192	114.1	56.397
3	20.025	115.1	17.723	18.062	114.9	55.810
4	19.979	115.1	17.614	17.956	116.5	55.549
5	20.239	114.8	17.507	18.032	114.0	55.778
6	20.010	114.8	17.464	18.018	114.3	55.492
7	19.957	114.8	17.447	17.887	114.2	55.291
8	19.918	115.2	17.428	17.857	113.8	55.203
9	19.974	115.1	17.375	17.892	113.6	55.241
10	19.887	115.4	17.292	17.848	114.3	55.027
11	19.904	114.8	17.293	17.850	114.3	55.047
12	19.909	114.6	17.326	17.883	114.0	55.118
13	19.862	114.7	17.247	17.844	114.6	54.953

Laps	Sector 1	Spd 1	Sector 2	Sector 3	Spd 2	Lap Time
No.64 Gromanová, Tereza						
1	23.873	110.0	20.157	19.122	115.7	1:03.152
2	22.265	113.3	19.583	18.648	114.7	1:00.496
3	20.504	115.5	18.151	18.427	116.0	57.082
4	20.178	115.3	18.001	18.159	116.1	56.338
5	20.129	116.2	17.708	18.191	116.4	56.028
6	20.641	115.6	17.713	18.097	114.8	56.451
7	20.073	116.1	17.640	18.052	114.6	55.765
8	20.070	116.3	17.507	18.186	114.5	55.763
9	19.928	115.5	17.466	18.032	114.5	55.426
10	19.918	116.1	17.319	17.982	115.2	55.219
11	19.954	116.4	17.445	17.986	116.0	55.385
12	20.004	116.0	17.480	18.069	116.1	55.553
13	27.581	93.1	20.310	21.679	96.7	1:09.570

Laps	Sector 1	Spd 1	Sector 2	Sector 3	Spd 2	Lap Time
No.65 Graham, Matthew						
1	21.341	116.8	18.396	18.397	116.5	58.134
2	20.741	111.2	18.215	18.163	117.5	57.119
3	20.178	116.0	18.290	18.190	117.2	56.658
4	20.129	116.9	17.788	17.959	118.1	55.876
5	20.022	117.2	17.687	17.957	118.0	55.666

Laps	Sector 1	Spd 1	Sector 2	Sector 3	Spd 2	Lap Time
6	19.968	117.2	17.608	17.909	118.0	55.485
7	19.909	117.2	17.554	17.842	118.1	55.305
8	19.961	117.1	17.496	17.787	117.9	55.244
9	19.897	117.2	17.463	17.795	118.1	55.155
10	19.867	117.4	17.549	17.751	117.7	55.167
11	19.908	117.6	17.409	17.759	117.9	55.076
12	19.908	117.4	17.400	17.687	117.8	54.995
13	19.909	117.5	17.360	17.689	118.0	54.958

Laps	Sector 1	Spd 1	Sector 2	Sector 3	Spd 2	Lap Time
No.67 Affolter, Joel						
1	24.344	111.1	19.660	19.155	115.5	1:03.159
2	21.677	116.3	18.997	18.655	116.0	59.329
3	20.512	116.2	17.961	18.092	116.5	56.565
4	20.247	117.1	17.741	18.248	115.4	56.236
5	20.208	116.3	17.715	18.159	117.4	56.082
6	20.200	115.6	17.714	18.218	116.8	56.132
7	20.646	116.0	17.520	17.998	117.3	56.164
8	20.128	116.8	17.585	17.972	117.3	55.685
9	20.244	116.2	17.715	18.102	116.9	56.061
10	19.945	116.3	17.454	17.924	117.5	55.323
11	19.979	117.0	17.459	17.917	117.3	55.355
12	20.269	115.9	17.770	17.831	116.8	55.870
13	19.987	116.8	17.415	17.911	116.6	55.313

Laps	Sector 1	Spd 1	Sector 2	Sector 3	Spd 2	Lap Time
No.78 Dabski, Karol						
1	23.194	114.3	19.165	18.789	114.5	1:01.148
2	20.286	114.9	18.035	18.566	114.5	56.887
3	20.216	115.0	18.943	18.725	112.4	57.884
4	20.351	115.1	18.546	18.145	115.8	57.042
5	20.045	115.2	17.637	17.941	116.0	55.623
6	20.156	115.5	17.497	17.921	115.7	55.574
7	19.928	115.4	17.431	17.964	115.9	55.323
8	19.960	115.3	17.467	18.005	115.9	55.432
9	20.027	115.5	17.498	17.935	115.7	55.460
10	19.969	115.2	17.456	17.933	115.6	55.358
11	20.189	115.2	17.471	17.968	115.9	55.628
12	19.968	115.4	17.443	17.988	115.7	55.399
13	20.034	115.4	17.540	17.932	115.7	55.506

Laps	Sector 1	Spd 1	Sector 2	Sector 3	Spd 2	Lap Time
No.79 Deguffroy, Remy						
1	23.113	114.5	18.843	18.402	116.2	1:00.358
2	20.120	116.8	17.894	18.259	117.0	56.273
3	20.115	116.9	17.759	18.165	117.1	56.039
4	19.955	116.3	17.618	17.974	117.8	55.547
5	20.153	117.9	17.751	17.941	117.4	55.845
6	19.983	118.3	17.935	17.919	117.0	55.837
7	19.989	116.2	17.590	17.994	116.6	55.573
8	19.963	116.8	17.866	17.933	117.2	55.762
9	19.838	117.1	17.437	17.791	117.4	55.066
10	19.938	116.7	17.468	17.936	116.8	55.342
11	19.921	117.1	17.430	17.803	117.0	55.154
12	19.973	116.1	17.509	17.843	116.7	55.325





PF Int'l | 19 - 22.07.2012

CIK-FIA European KF2 Championship (Rd2)



KF2



KF2 Qualifying Heat B-D Lap Time Analysis

For information purposes. No official / regulatory value

Laps	Sector 1	Spd 1	Sector 2	Sector 3	Spd 2	Lap Time
13	19.951	116.0	17.425	17.869	116.1	55.245
No.81 Di Folco, Alberto						
1	22.388	114.5	18.478	18.610	116.4	59.476
2	20.311	115.8	17.956	18.303	116.3	56.570
3	20.167	115.3	18.097	18.104	116.7	56.368
4	20.136	116.0	17.685	18.175	116.4	55.996
5	20.103	116.1	17.546	18.082	116.8	55.731
6	20.129	116.2	18.191	18.061	116.2	56.381
7	20.094	115.8	17.897	18.023	116.3	56.014
8	20.151	116.0	17.693	18.083	116.3	55.927
9	20.180	115.9	17.499	18.049	115.8	55.728
No.87 Fukuzumi, Nirei						
1	23.349	113.1	19.080	18.421	115.5	1:00.850
2	20.396	115.3	18.060	18.214	115.9	56.670
3	20.203	115.8	17.859	17.933	114.8	55.995
4	19.872	115.0	17.553	18.040	114.2	55.465
5	19.853	115.7	17.507	17.805	116.0	55.165
6	19.909	115.9	17.758	18.050	116.4	55.717
7	20.009	115.4	17.539	17.791	116.0	55.339
8	19.847	116.2	17.505	17.804	115.7	55.156
9	19.769	115.7	17.364	17.714	116.0	54.847
10	19.705	116.2	17.337	17.689	116.1	54.731
11	19.754	116.1	17.314	17.823	115.6	54.891
12	19.780	116.2	17.173	17.820	116.3	54.773
13	19.762	115.3	17.260	17.828	112.7	54.850
No.94 Grob, Dennis						
1	24.141	114.9	20.154	19.303	115.7	1:03.598
2	21.872	115.5	18.809	20.373	114.5	1:01.054
3	20.379	115.0	18.207	18.659	115.4	57.245
4	20.342	114.8	17.946	18.232	115.3	56.520
5	20.336	115.1	17.818	18.107	115.3	56.261
6	20.180	115.0	17.832	18.188	115.5	56.200
7	20.034	115.3	17.741	18.251	115.2	56.026
8	20.028	115.1	17.492	18.159	114.1	55.679
9	20.029	115.3	17.642	17.918	115.1	55.589
10	20.226	114.8	17.710	18.332	115.7	56.268
11	20.080	115.1	17.664	18.248	114.3	55.992
12	19.977	115.3	17.537	17.946	115.4	55.460
13	20.083	115.3	17.497	17.994	115.2	55.574
No.96 Hamilton, Alexander						
1	23.878	109.3	19.657	18.798	115.7	1:02.333
2	20.277	115.9	18.414	18.435	115.6	57.126
3	20.295	115.6	18.120	18.286	115.7	56.701
4	20.324	115.7	19.196	18.396	116.2	57.916
5	20.303	115.6	17.608	18.145	116.3	56.056
6	20.220	116.3	18.056	17.991	116.1	56.267
7	20.053	116.3	17.564	17.969	116.3	55.586
8	20.075	115.9	18.051	18.050	116.0	56.176

Laps	Sector 1	Spd 1	Sector 2	Sector 3	Spd 2	Lap Time
9	19.971	115.7	18.037	17.967	116.0	55.975
10	19.919	116.3	17.375	17.881	116.1	55.175
11	19.960	116.7	17.516	17.998	116.5	55.474
12	20.137	115.5	17.700	18.073	116.2	55.910
13	19.995	116.4	17.382	17.933	116.5	55.310
No.97 Hansen, Andreas Sebastian						
1	22.417	113.2	18.816	18.425	115.4	59.658
2	20.314	115.2	17.950	18.213	115.7	56.477
3	20.179	114.6	17.777	18.046	115.6	56.002
4	20.103	115.0	17.677	17.967	116.3	55.747
5	20.044	115.5	17.590	17.984	115.9	55.618
6	20.080	115.5	17.526	17.879	116.2	55.485
7	20.004	115.0	17.443	17.767	116.0	55.214
8	19.946	115.1	17.561	17.933	115.4	55.440
9	19.936	114.7	17.423	17.829	115.8	55.188
10	19.944	115.8	17.387	17.806	116.0	55.137
11	19.873	114.7	17.312	17.802	115.5	54.987
12	19.929	115.4	17.258	17.847	115.5	55.034
13	19.912	115.0	17.271	17.819	115.9	55.002
No.98 Hansson, Robin L.						
1	24.239	115.2	19.824	19.254	115.4	1:03.317
2	20.808	115.6	18.587	18.656	116.7	58.051
3	20.204	115.7	17.989	18.269	116.0	56.462
4	20.159	116.0	17.628	18.289	116.3	56.076
5	19.982	115.9	17.675	18.079	116.8	55.736
6	19.960	116.1	17.769	18.003	116.7	55.732
7	20.072	116.1	17.404	17.933	117.0	55.409
8	19.975	116.1	17.467	17.895	116.5	55.337
9	19.969	116.1	17.329	17.906	116.5	55.204
10	19.941	115.9	17.352	17.944	116.2	55.237
11	19.931	115.8	17.261	17.923	116.6	55.115
12	19.894	115.4	17.332	17.883	116.8	55.109
13	19.984	115.2	17.377	17.875	116.6	55.236
No.104 Hoque, Zubair						
1	29.272	105.4	20.230	7:58.187	104.3	8:47.689
2	22.501	108.1	21.969	18.915	112.8	1:03.385
No.108 Jalkanen, Mattias						
1	27.253	114.8	18.774	18.866	114.7	1:04.893
2	21.535	113.4	18.765	18.563	114.7	58.863
3	20.508	114.6	18.418	18.501	114.6	57.427
4	20.294	117.4	17.757	18.202	113.9	56.253
5	20.266	115.3	17.611	18.477	113.6	56.354
6	21.088	118.2	17.681	18.468	113.4	57.237
No.114 Kocka, Ondrej						
1	24.474	115.1	19.588	19.084	115.8	1:03.146
2	20.827	115.3	18.215	18.624	115.2	57.666
3	20.267	115.2	18.304	18.289	116.1	56.860





PF Int'l | 19 - 22.07.2012

CIK-FIA European KF2 Championship (Rd2)



KF2



KF2

Qualifying Heat B-D

Lap Time Analysis

For information purposes. No official / regulatory value

Laps	Sector 1	Spd 1	Sector 2	Sector 3	Spd 2	Lap Time
4	20.104	115.6	17.744	18.533	116.2	56.381
5	20.417	115.5	18.397	18.263	116.4	57.077
6	20.050	115.7	17.822	17.993	116.0	55.865
7	20.181	115.6	17.684	17.936	115.9	55.801
8	20.048	115.1	17.859	17.983	116.0	55.890
9	20.460	115.2	17.669	17.863	116.3	55.992
10	19.982	115.4	17.680	17.949	116.2	55.611
11	20.108	115.6	17.493	17.878	116.5	55.479
12	20.357	114.1	18.130	18.000	116.1	56.487
13	20.042	114.9	17.500	17.917	115.9	55.459

No.116 Krebs, Thomas S.

1	24.170	107.0	19.979	18.833	116.8	1:02.982
2	20.836	116.5	18.179	18.586	115.4	57.601
3	20.513	116.4	18.003	18.218	116.7	56.734
4	20.144	116.6	17.724	18.475	117.0	56.343
5	20.377	116.3	17.932	18.270	116.5	56.579
6	20.060	116.2	17.811	18.068	116.5	55.939
7	19.996	116.4	17.475	17.911	116.4	55.382
8	20.019	116.6	17.506	17.996	116.8	55.521
9	19.970	116.5	17.694	18.180	116.9	55.844
10	20.206	116.5	17.916	17.930	116.4	56.052
11	19.991	116.4	17.525	17.916	116.6	55.432
12	19.907	116.5	17.466	17.917	116.5	55.290
13	20.125	116.3	18.012	18.081	116.5	56.218

No.118 Larsen, Kasper

1	23.445	111.9	18.739	18.541	114.7	1:00.725
2	20.576	114.9	18.826	18.388	113.7	57.790
3	20.369	114.9	18.943	18.666	115.2	57.978
4	20.181	115.8	18.590	18.452	116.1	57.223
5	20.162	115.1	17.935	18.087	115.5	56.184
6	20.043	115.1	17.901	18.040	114.9	55.984
7	20.121	114.5	17.529	17.947	115.6	55.597
8	20.007	115.9	17.684	17.959	115.4	55.650
9	20.006	115.4	17.703	17.929	115.4	55.638
10	20.123	115.9	17.404	17.999	115.7	55.526
11	20.046	116.1	17.517	18.019	114.9	55.582
12	20.123	115.9	17.582	17.955	115.5	55.660
13	20.052	115.0	17.385	17.951	115.3	55.388

No.119 Lavelli, Kevin

1	23.838	115.1	19.044	18.673	115.8	1:01.555
2	20.242	116.1	18.262	18.331	116.5	56.835
3	20.255	116.0	17.840	18.328	116.0	56.423
4	20.570	107.1	18.249	18.075	115.9	56.894
5	20.158	116.2	17.478	17.956	116.3	55.592
6	19.944	116.2	17.448	17.761	116.1	55.153
7	19.906	116.3	17.445	17.885	116.4	55.236
8	19.975	116.4	17.312	17.892	116.0	55.179
9	19.980	116.5	17.397	17.820	116.2	55.197
10	19.937	116.3	17.316	18.154	115.8	55.407

Laps	Sector 1	Spd 1	Sector 2	Sector 3	Spd 2	Lap Time
11	19.905	116.1	17.445	17.801	115.9	55.151
12	19.923	116.2	17.374	17.723	116.0	55.020
13	19.886	116.2	17.304	17.809	116.1	54.999

No.120 Ling, Kang

1	23.955	107.8	20.093	18.865	114.7	1:02.913
2	20.558	114.5	17.824	18.318	115.3	56.700
3	20.275	114.6	18.379	18.620	115.6	57.274
4	20.348	114.6	18.045	19.398	116.5	57.791
5	20.389	115.2	18.254	18.330	116.1	56.973
6	20.063	114.7	17.756	18.148	116.7	55.967
7	20.142	114.8	17.912	18.129	115.8	56.183
8	20.018	114.7	17.928	18.083	115.7	56.029
9	20.166	115.2	17.769	18.510	116.1	56.445
10	20.140	114.3	17.405	18.085	115.5	55.630
11	20.193	114.6	17.535	18.101	115.0	55.829
12	20.142	114.5	17.430	18.096	115.3	55.668
13	37.368	82.9	22.812	23.700	101.1	1:23.880

No.124 Mäntylä, Ville

1	22.481	115.5	18.763	18.597	117.1	59.841
2	20.222	116.3	17.868	18.324	117.2	56.414

No.131 Nilsson, Hannes

1	31.357	115.1	19.615	19.408	113.8	1:10.380
2	20.841	115.1	18.685	18.552	114.7	58.078
3	20.327	115.4	18.343	18.432	113.1	57.102
4	20.444	114.4	18.188	18.404	113.5	57.036
5	20.326	115.9	18.031	18.274	115.1	56.631
6	20.260	115.6	17.806	18.111	115.1	56.177
7	20.389	116.2	17.875	18.056	115.7	56.320
8	20.199	115.3	17.832	18.118	115.1	56.149
9	20.389	114.9	17.850	18.106	114.8	56.345
10	20.204	115.2	17.721	18.118	115.3	56.043
11	20.324	115.3	17.622	18.079	115.4	56.025
12	20.296	114.6	18.074	18.121	115.5	56.491
13	20.994	114.8	17.793	18.263	115.4	57.050

No.154 Snell, Sam

1	22.397	117.0	18.351	18.471	116.3	59.219
2	20.234	117.1	17.966	18.184	117.4	56.384
3	20.058	117.4	17.842	18.194	115.9	56.094
4	19.983	117.3	17.693	18.101	116.1	55.777
5	19.993	116.8	17.637	18.047	116.8	55.677
6	19.904	116.9	17.589	17.940	117.2	55.433
7	19.918	117.1	17.492	17.909	117.3	55.319
8	19.895	117.2	17.472	17.860	117.4	55.227
9	19.899	117.4	17.399	17.857	117.2	55.155
10	19.799	117.8	17.401	17.835	117.7	55.035
11	19.798	117.1	17.477	17.858	117.7	55.133
12	19.834	117.4	17.376	17.815	117.7	55.025
13	19.777	117.3	17.398	17.796	117.0	54.971





PF Int'l | 19 - 22.07.2012

CIK-FIA European KF2 Championship (Rd2)

KF2



KF2

Qualifying Heat B-D

Lap Time Analysis

For information purposes. No official / regulatory value

Laps	Sector 1	Spd 1	Sector 2	Sector 3	Spd 2	Lap Time
No.157 Stüger, Florian						
1	23.419	115.0	19.640	18.675	115.4	1:01.734
2	20.457	115.2	17.925	18.402	115.7	56.784
3	20.382	115.4	18.166	18.252	115.4	56.800
4	20.278	114.9	18.613	18.407	114.0	57.298
5	20.266	114.7	17.601	18.152	116.1	56.019
6	20.142	115.3	17.503	18.003	115.1	55.648
7	20.121	115.2	17.516	18.092	115.7	55.729
8	20.159	115.1	17.897	18.153	115.3	56.209
9	20.019	115.5	18.768	18.176	115.7	56.963
10	20.282	115.9	18.142	18.148	115.3	56.572
11	20.230	115.2	17.501	18.009	115.7	55.740
12	23.386	115.4	17.514	18.272	115.0	59.172
13	20.206	115.0	17.899	18.155	114.8	56.260
No.159 Tang, Andrew						
1	25.484	41.0	20.114	18.774	118.0	1:04.372
2	21.517	116.0	18.546	18.400	117.9	58.463
3	21.006	116.4	18.418	18.343	118.0	57.767
4	20.056	116.8	17.766	18.065	118.0	55.887
5	20.051	116.9	17.767	18.004	117.9	55.822
6	19.976	117.0	17.611	17.940	118.3	55.527
7	20.145	117.5	17.550	17.896	117.4	55.591
8	20.121	117.8	17.620	17.860	118.7	55.601
9	20.157	116.6	17.573	17.834	118.2	55.564
10	19.848	117.4	17.686	18.051	117.8	55.585
11	19.944	117.6	17.395	17.970	118.3	55.309
12	19.716	117.6	17.838	17.832	118.4	55.386
13	19.779	116.0	18.145	18.061	117.9	55.985
No.169 Vivacqua, Thiago						
1	23.548	116.7	19.146	18.837	117.7	1:01.531
2	20.320	117.4	18.242	18.354	116.8	56.916
3	20.100	117.2	18.277	18.336	115.6	56.713
4	20.044	117.0	17.767	18.077	116.4	55.888
5	19.992	117.0	17.669	18.102	116.6	55.763
6	19.929	117.1	17.612	18.001	116.9	55.542
7	19.903	117.5	17.619	17.986	117.0	55.508
8	19.836	117.1	17.489	17.920	117.2	55.245
9	19.872	117.2	17.455	17.880	117.5	55.207
10	19.863	117.5	17.481	17.874	116.8	55.218
11	19.832	117.4	17.362	17.900	117.9	55.094
12	19.718	117.1	17.428	17.910	116.6	55.056
13	19.845	116.6	17.320	17.845	116.6	55.010





PF Int'l | 19 - 22.07.2012

CIK-FIA European KF2 Championship (Rd2)



KF2

KF2

Qualifying Heat B-D


Starting Grid

Document 39

Subject to scrutineering & sporting investigations

116	Krebs, Thomas S. Maranello / TM / Vega		14	77	Cucco, Stefano Maranello / BMB / Vega	
131	Nilsson, Hannes Tony Kart / Vortex / Vega		13	94	Grob, Dennis BRM / TM / Vega	
64	Gromanová, Tereza Kosmic / Vortex / Vega		12	114	Kocka, Ondrej Maranello / BMB / Vega	
156	Speck, Lucas Mach 1 / TM / Vega		11	67	Affolter, Joel Gillard / Parilla / Vega	
157	Stüger, Florian RK / BMB / Vega		10	87	Fukuzumi, Nirei Kosmic / Vortex / Vega	
119	Lavelli, Kevin Top Kart / Parilla / Vega		9	98	Hansson, Robin L. Tony Kart / Vortex / Vega	
104	Hoque, Zubair FA Kart / Vortex / Vega		8	108	Jalkanen, Mattias Tony Kart / Vortex / Vega	
159	Tang, Andrew Kosmic / TM / Vega		7	120	Ling, Kang Tony Kart / Vortex / Vega	
118	Larsen, Kasper LH / BMB / Vega		6	79	Deguffroy, Remy Tony Kart / Vortex / Vega	
169	Vivacqua, Thiago Zanardi / Parilla / Vega		5	78	Dabski, Karol Praga / Parilla / Vega	
124	Mäntylä, Ville Energy / Parilla / Vega		4	97	Hansen, Andreas Sebastian Maranello / Maranello / Vega	
54	Camponeschi, Flavio Tony Kart / Vortex / Vega		3	81	Di Folco, Alberto Tony Kart / TM / Vega	
96	Hamilton, Alexander Intrepid / TM / Vega		2	154	Snell, Sam Energy / Parilla / Vega	
51	Leclerc, Charles ART GP / Parilla / Vega		1	65	Graham, Matthew Zanardi / Parilla / Vega	

POLE POSITION



Start : 21/07/2012 - 18:05 13 Laps = 17.966 Km

PF INT'L (GBR) - 19/07/2012 - 22/07/2012

CIK-FIA

Page 1 / 1

Apex Timing





PF Int'l | 19 - 22.07.2012

CIK-FIA European KF2 Championship (Rd2)

KF2



KF2

Qualifying Heat C-F
Results

Document 56.1

Subject to scrutineering & sporting investigations

Rnk	No.	Entrant	Nat	Driver	Nat	Equipment	Laps	Gap	Interv.	Best Lap	Points	Penalty	dB
1	162	CRG SpA	ITA	Tiene, Felice	ITA	CRG / BMB / Vega	13			54.832	0		107.0
2	55	ART Grand Prix Srl	ITA	Barnicoat, Benjamin	GBR	ART GP / Parilla / Vega	13	0.238	0.238	54.671	2		106.6
3	61	LH Racing Team	SWE	Joyner, Tom	GBR	LH / BMB / Vega	13	2.014	1.776	54.941	3		105.8
4	63	PF International Karting	GBR	Litchfield, Mark	GBR	Zanardi / Parilla / Vega	13	3.840	1.826	54.860	4		105.8
5	70	Morsicani Racing	ITA	Speedy, (A. Fuoco)	ITA	Tony Kart / Vortex / Vega	13	4.038	0.198	54.782	5		
6	135	Tony Kart Racing Team	ITA	Panetta, Federico	ARG	Tony Kart / Vortex / Vega	13	6.738	2.700	55.050	6		
7	139	Tony Kart Racing Team	ITA	Petjoi, Teemu Markus	FIN	Tony Kart / Vortex / Vega	13	6.933	0.195	55.148	7		
8	91	Tony Kart Racing Team	ITA	Gil Contreras, Carlos	ESP	Tony Kart / Vortex / Vega	13	7.440	0.507	54.950	8		105.1
9	117	Ward Racing	SWE	Kuusiniemi, Jussi	FIN	Tony Kart / Vortex / Vega	13	7.683	0.243	55.113	9		105.2
10	147	Comer	ITA	Santilli, Alessio	ITA	Top Kart / Parilla / Vega	13	8.872	1.189	55.240	10		
11	136	Tony Kart Racing Team	ITA	Paz Patric Armand, Philo	IDN	Tony Kart / Vortex / Vega	13	9.196	0.324	55.162	11		
12	145	Birel Motorsport	ITA	Rossel, Kevin	LUX	Birel / BMB / Vega	13	11.712	2.516	54.944	12		106.6
13	137	Daems Racing	BEL	Pereira, Dylan	LUX	Tony Kart / Vortex / Vega	13	12.198	0.486	55.273	13		105.9
14	95	Comer	ITA	Guazzaroni, Alessio	ITA	Top Kart / Parilla / Vega	13	13.029	0.831	55.157	14		104.9
15	111	Tony Kart Racing Team	ITA	Kasai, Takashi	JPN	Tony Kart / Vortex / Vega	13	14.376	1.347	55.244	15		105.2
16	158	Millennium Motorsport	GBR	Sutton, David	GBR	Intrepid / TM / Vega	13	15.686	1.310	55.449	16		103.2
17	75	Tony Kart Racing Team	ITA	Chang Wing Chung, Andy	MAC	Tony Kart / Vortex / Vega	13	17.144	1.458	55.666	17		105.5
18	103	Genikart	ESP	Hiltbrand, Pedro	ESP	FA Kart / Vortex / Vega	13	17.772	0.628	55.427	18	+3.000	
19	143	Forza Racing	GBR	Read, Josh	GBR	Intrepid / TM / Vega	13	18.846	1.074	55.691	19		103.7
20	146	ART Grand Prix Srl	ITA	Ruuskanen, Joni	FIN	ART GP / Parilla / Vega	13	19.336	0.490	56.006	20		
21	152	Intrepid Driver Program	ITA	Shiraishi, Yuta	JPN	Intrepid / TM / Vega	13	19.381	0.045	55.809	21		103.6
22	84	Nees Racing	DEU	Erle, Fabian	DEU	Maranello / TM / Vega	13	19.748	0.367	55.760	22		104.9
23	148	Comer	ITA	Savona, Federico	ITA	Top Kart / Parilla / Vega	6	7 Laps	7 Laps	55.889	23		
24	149	Maranello Kart	ITA	Schettino, Mario	ITA	Maranello / Maranello / Vega	5	8 Laps	1 Lap	58.212	24		104.7
25	133	ART Grand Prix Srl	ITA	Nylund, Niclas	FIN	ART GP / Parilla / Vega	1	12 Laps	4 Laps	58.704	25		
26	76	VDK Racing	GBR	Compere, Victor	ERA	Kosmic / Vortex / Vega	1	12 Laps	0.420	58.872	26		
27	172	Morsicani Racing	ITA	Walilko, Igor	POL	Tony Kart / Vortex / Vega	0	13 Laps	1 Lap		27		
28	100	VDK Racing	GBR	Haublin, Thibaut	BEL	Kosmic / Vortex / Vega	0	13 Laps	0.249		28		

No.103 Hiltbrand, Pedro : 3 seconds penalty for leaving corridor. Art 2.20 CIK General Prescriptions. According to Stewards' Decision No.254.

Start Time : 21/07/2012 - 17:47:33

Best Lap : No.55 Barnicoat, Benjamin

54.671 91.00 Kph

Weather : Slightly cloudy Air : 18°C Track : Dry

Event Record : No.85 Fioravanti, Damiano

54.584 91.14 Kph

PF INT'L (GBR) - 19/07/2012 - 22/07/2012

CIK-FIA

Apex Timing





DOCUMENT N° 254
DÉCISION DES COMMISSAIRES SPORTIFS
STEWARDS' DECISION

PÉNALITÉ INFLIGÉE AU CONCURRENT (NOM) : **Genikart**
PENALTY INFLICTED UPON THE ENTRANT (NAME):

NATIONALITÉ / NATIONALITY: **ESP**

N°: **103** PILOTE : **Hiltbrand, Pedro**
No.: DRIVER :

Concerne la partie de l'Épreuve : **KF2 - Qualifying Heat C-F**
Concerns the part of the event:

ÉNONCÉ / STATEMENT:

3 sec time penalty in the above session concerned

MOTIF / REASON:

The kart concerned went out of his corridor with 2 wheels before the start was given (reported by Judge of Fact). Having considered the report from Judge of Fact, having considered the relevant video sequence and after hearing the Entrant concerned, the Stewards feel that this fact contravenes art 2.20 CIK-FIA General Prescriptions and Briefing instructions. The Stewards take their decision in accordance with art 2.20 and 2.24 CIK-FIA GP and 152 and 153 FIA International Sporting Code.

Décision annoncée
Decision announced

Date / Date: **21/07/2012**

Heure / Time: **18:28**

Nom / Name

Signature

Président du Collège / Chairman of the Panel:

Horst SEIDEL (DEU) :

Membres du Collège / Members of the Panel:

Michel WALTISPERGER (FRA) :

Richard NORBURY (GBR) :

NOTIFICATION AU CONCURRENT CONCERNÉ / NOTIFICATION TO THE RELEVANT ENTRANT

Je soussigné :
I undersigned: Nom personnel / personal name

Représentant du Concurrent : **Genikart**
Representing the Entrant: Nom du Concurrent / Entrant's name

Certifie avoir reçu notification du document N° **254** des Commissaires Sportifs de l'Épreuve.
Certify that I have been notified of document No. by the Stewards of the Meeting.

Date : Heure / Time: Signature :



PF Int'l | 19 - 22.07.2012

CIK-FIA European KF2 Championship (Rd2)

KF2



KF2

Qualifying Heat C-F

Lap Chart

For information purposes. No official / regulatory value

	1	2	3	4	5	6	7	8	9	10	11	12	13	14	15	16	17	18	19	20	21	22	23	24	25	26	27	28
Grid	63	55	61	136	133	139	70	162	76	103	158	146	147	117	137	91	172	135	143	100	111	84	148	75	95	152	149	145
Start	63	61	133	55	70	136	139	76	162	158	103	147	146	137	117	172	91	143	111	135	100	148	84	95	149	75	152	145
Lap 1 Interval	63	61 0.2	70 0.6	55 0.1	133 0.2	162 0.0	139 0.3	103 0.3	136 0.4	147 0.0	146 0.2	117 0.1	135 0.4	139 0.2	148 0.4	75 0.3	91 0.3	137 1.7	152 0.2	95 0.0	111 0.1	143 0.3	84 0.5	158 0.1	145 0.1	149 0.8		
Lap 2	61	63 0.3	55 0.3	162 0.4	70 0.2	103 1.4	136 0.3	117 0.4	147 0.0	135 0.1	139 0.2	148 0.2	146 0.3	91 0.0	75 0.2	137 2.7	95 0.3	111 0.1	152 0.1	158 0.3	143 0.4	145 0.0	84 0.5	149 1.5				
Lap 3	61	55 0.3	162 0.5	63 0.2	70 0.1	136 2.0	117 0.3	147 0.3	135 0.4	139 0.1	103 0.9	91 0.0	146 0.1	148 0.1	75 0.1	137 1.7	95 0.2	111 0.4	158 0.3	152 0.5	145 0.0	143 0.8	84 0.4	149 3.0				
Lap 4	61	55 0.1	162 0.3	70 0.3	63 0.7	117 2.5	136 0.0	147 0.0	139 0.4	135 0.3	91 0.8	148 0.5	146 0.1	103 0.4	75 0.0	137 0.8	95 0.2	111 0.4	158 0.3	145 0.5	152 0.7	143 1.4	84 0.2	149 4.7				
Lap 5	55	61 0.2	162 0.1	70 0.2	63 0.8	117 2.9	139 0.7	135 0.2	136 0.5	91 0.2	147 0.2	146 0.8	148 0.3	103 0.3	75 0.1	137 0.2	95 0.3	111 0.2	158 0.5	145 0.1	152 1.4	143 1.3	84 0.5	149 6.6				
Lap 6	61	162 0.4	70 0.1	63 0.5	55 0.1	117 2.8	139 0.6	135 0.2	91 0.8	136 0.3	147 0.1	146 1.2	148 0.1	103 0.1	137 0.3	75 0.3	95 0.1	111 0.2	145 0.4	158 0.2	152 1.5	143 1.3	84 0.6					
Lap 7	61	162 0.2	70 0.2	63 0.4	55 0.1	117 3.3	139 0.4	135 0.3	91 0.5	136 0.4	147 0.2	146 2.7	137 0.0	75 0.3	103 0.1	111 0.1	145 0.1	95 0.5	158 0.0	152 1.8	143 0.8	84 0.7						
Lap 8	61	162 0.1	70 0.2	63 0.6	55 0.2	117 3.3	139 0.4	135 0.3	91 0.6	136 0.6	147 0.0	137 3.2	103 0.7	145 0.2	95 0.3	111 0.3	146 0.4	158 0.1	75 0.2	152 0.7	143 0.7	84 0.8						
Lap 9	162	55 0.9	63 0.4	61 0.0	70 0.1	117 3.0	139 0.3	135 0.3	91 0.3	147 1.5	136 0.2	137 2.6	145 0.8	103 0.4	95 0.2	111 0.1	158 1.5	146 0.3	75 0.1	152 0.0	143 0.6	84 1.0						
Lap 10	162	55 0.8	61 1.0	63 0.7	70 0.3	117 1.9	139 0.2	135 0.3	91 0.1	147 1.7	136 0.3	137 2.5	145 0.6	95 0.8	103 0.2	111 0.2	158 1.3	75 0.8	146 0.4	152 0.2	143 0.1	84 0.9						
Lap 11	162	55 0.5	61 1.2	63 0.7	70 0.2	117 2.2	139 0.2	135 0.3	91 0.1	147 2.1	136 0.3	137 2.4	145 0.2	95 1.3	111 0.4	103 0.3	158 1.0	75 1.0	146 0.7	143 0.3	152 0.2	84 0.4						
Lap 12	162	55 0.5	61 1.4	70 0.7	63 0.2	139 2.9	135 0.2	91 0.1	117 0.2	147 1.8	136 0.3	145 2.6	137 0.4	95 1.0	111 0.9	103 0.5	158 0.5	75 1.6	143 1.4	146 0.1	152 0.1	84 0.2						
Lap 13	162	55 0.2	61 1.7	63 1.8	70 0.1	135 2.7	139 0.1	91 0.5	117 0.2	147 1.1	136 0.3	145 2.5	137 0.4	95 0.8	111 1.3	103 0.3	158 0.9	75 1.4	143 1.7	146 0.4	152 0.0	84 0.3						





PF Int'l | 19 - 22.07.2012

CIK-FIA European KF2 Championship (Rd2)



KF2



KF2

Qualifying Heat C-F

Lap Time Analysis

For information purposes. No official / regulatory value

Laps	Sector 1	Spd 1	Sector 2	Sector 3	Spd 2	Lap Time
No.55 Barnicoat, Benjamin						
1	21.629	115.3	18.240	18.524	116.8	58.393
2	20.191	115.6	17.722	18.099	116.6	56.012
3	19.970	116.5	17.604	18.003	116.6	55.577
4	19.970	115.6	17.442	17.944	117.0	55.356
5	19.897	115.6	17.526	17.908	115.4	55.331
6	19.924	115.6	19.169	17.899	117.0	56.992
7	19.865	116.4	17.243	17.765	117.1	54.873
8	19.812	116.3	17.394	17.791	116.7	54.997
9	19.812	115.7	17.445	17.935	116.2	55.192
10	19.839	115.5	17.278	17.755	116.3	54.872
11	19.777	115.7	17.187	17.707	116.5	54.671
12	19.820	115.8	17.240	17.737	116.3	54.797
13	19.801	115.6	17.183	17.800	116.7	54.784
No.61 Joyner, Tom						
1	21.296	116.0	18.134	18.360	117.1	57.790
2	20.192	116.1	17.764	18.125	116.6	56.081
3	20.102	115.7	17.749	18.026	116.6	55.877
4	20.008	115.7	17.621	17.959	116.9	55.588
5	19.979	116.0	17.751	17.949	117.7	55.679
6	19.915	116.4	17.663	17.877	116.2	55.455
7	19.871	116.0	17.426	17.838	116.4	55.135
8	19.823	116.1	17.414	17.783	116.7	55.020
9	19.860	116.0	18.774	18.070	117.0	56.704
10	19.937	116.3	17.709	17.777	117.3	55.423
11	19.786	115.8	17.353	17.802	117.0	54.941
12	19.808	115.4	17.396	17.782	117.0	54.986
13	19.888	116.0	17.356	17.840	116.7	55.084
No.63 Litchfield, Mark						
1	20.993	115.7	18.058	18.550	115.4	57.601
2	20.421	115.0	17.959	18.280	117.1	56.660
3	20.088	116.4	18.087	18.597	117.7	56.772
4	20.410	117.3	17.506	18.059	116.2	55.975
5	19.889	116.6	17.502	17.936	116.4	55.327
6	19.812	116.8	17.608	17.979	116.4	55.399
7	19.779	116.9	17.301	17.780	116.8	54.860
8	19.811	117.1	17.704	17.910	117.4	55.425
9	19.783	118.2	17.376	18.176	116.5	55.335
10	19.832	116.6	17.984	18.387	116.8	56.203
11	19.793	116.5	17.266	17.890	116.7	54.949
12	19.776	117.0	17.661	17.846	117.2	55.283
13	19.959	117.1	17.942	17.970	115.2	55.871
No.70 Speedy, (A. Fuoco)						
1	21.409	116.0	18.269	18.519	115.5	58.197
2	20.165	116.5	18.150	18.482	116.5	56.797
3	20.152	116.8	17.735	17.977	117.3	55.864
4	20.016	116.7	17.293	17.845	116.8	55.154
5	19.899	116.8	17.365	17.895	117.6	55.159

Laps	Sector 1	Spd 1	Sector 2	Sector 3	Spd 2	Lap Time
6	19.826	116.9	17.940	17.937	117.3	55.703
7	19.792	116.9	17.433	17.768	116.8	54.993
8	19.839	116.6	17.309	17.829	116.6	54.977
9	19.823	116.9	17.969	18.647	116.6	56.439
10	19.936	116.7	17.773	18.658	116.9	56.367
11	19.883	116.3	17.212	17.687	117.1	54.782
12	19.826	116.6	17.263	17.744	116.0	54.833
13	20.365	116.9	18.023	17.930	116.4	56.318
No.75 Chang Wing Chung, Andy						
1	23.482	113.5	18.463	18.455	114.2	1:00.400
2	20.473	114.7	18.186	18.188	116.7	56.847
3	20.290	114.2	18.332	18.427	115.7	57.049
4	20.839	113.0	17.835	18.052	115.6	56.726
5	20.398	115.2	17.706	18.153	116.3	56.257
6	20.251	115.6	18.023	18.066	114.8	56.340
7	20.079	116.2	17.824	18.127	115.6	56.030
8	21.099	113.8	18.876	18.074	115.5	58.049
9	20.065	114.3	18.187	18.170	115.9	56.422
10	20.248	114.9	17.542	17.989	114.8	55.779
11	20.008	114.1	17.702	17.978	114.6	55.688
12	20.053	114.7	17.385	18.617	114.8	56.055
13	20.064	114.6	17.349	18.253	115.0	55.666
No.76 Compere, Victor						
1	21.680	116.7	18.486	18.706	116.7	58.872
No.84 Erle, Fabian						
1	25.276	115.7	19.659	18.960	117.0	1:03.895
2	20.464	115.9	18.840	19.012	116.9	58.316
3	20.495	115.9	17.992	18.568	116.9	57.055
4	20.263	116.1	18.042	18.425	117.1	56.730
5	20.242	115.9	17.847	18.266	117.1	56.355
6	20.186	115.9	17.740	18.130	116.9	56.056
7	20.041	116.1	17.669	18.247	116.5	55.957
8	20.075	116.2	17.632	18.099	116.9	55.806
9	20.137	116.2	17.610	18.091	116.9	55.838
10	20.154	116.1	17.620	18.072	117.0	55.846
11	20.060	116.5	17.644	18.056	117.5	55.760
12	20.074	116.1	17.789	18.399	117.3	56.262
13	20.209	116.3	17.724	18.294	116.8	56.227
No.91 Gil Contreras, Carlos						
1	24.213	110.9	18.724	18.343	115.0	1:01.280
2	20.268	116.5	17.887	18.187	117.2	56.342
3	20.147	116.9	18.151	18.411	117.0	56.709
4	20.354	116.6	17.596	18.000	115.4	55.950
5	20.018	116.5	17.691	18.001	116.6	55.710
6	19.959	116.8	17.514	17.906	115.6	55.379
7	19.922	116.7	17.251	17.870	115.9	55.043
8	19.971	116.8	17.307	17.959	115.9	55.237
9	19.864	116.6	17.271	17.815	116.4	54.950





PF Int'l | 19 - 22.07.2012

CIK-FIA European KF2 Championship (Rd2)



KF2



KF2

Qualifying Heat C-F

Lap Time Analysis

For information purposes. No official / regulatory value

Laps	Sector 1	Spd 1	Sector 2	Sector 3	Spd 2	Lap Time
10	19.844	116.3	17.298	17.884	116.5	55.026
11	19.890	117.1	17.374	17.760	116.9	55.024
12	19.914	117.1	17.564	17.881	117.4	55.359
13	19.922	117.0	18.303	17.948	115.7	56.173

No.95 Guazzaroni, Alessio

1	24.941	106.0	19.239	18.627	116.8	1:02.807
2	20.626	114.7	18.621	18.343	116.3	57.590
3	20.077	115.6	17.766	18.167	116.5	56.010
4	20.211	116.1	17.601	17.996	116.6	55.808
5	20.123	116.3	17.477	18.152	116.2	55.752
6	20.069	116.1	17.737	18.076	116.6	55.882
7	20.105	115.9	18.576	18.140	116.0	56.821
8	20.169	115.4	17.701	17.995	116.2	55.865
9	19.945	115.4	17.410	18.128	116.4	55.483
10	19.940	115.5	17.362	17.947	115.9	55.249
11	19.990	115.9	17.505	18.005	116.3	55.500
12	20.033	115.3	17.388	17.932	116.0	55.353
13	19.942	115.6	17.282	17.933	115.7	55.157

No.103 Hiltbrand, Pedro

1	22.439	115.8	18.127	18.548	115.7	59.114
2	20.242	115.5	18.237	18.541	111.3	57.020
3	20.364	116.0	19.604	18.648	115.6	58.616
4	21.338	115.9	17.772	18.155	116.9	57.265
5	20.318	116.2	17.750	18.162	116.6	56.230
6	20.077	115.9	17.594	18.046	116.7	55.717
7	20.273	115.9	18.556	18.044	117.1	56.873
8	20.312	116.2	17.742	18.052	115.3	56.106
9	20.055	116.1	17.737	18.049	115.9	55.841
10	19.953	116.0	17.721	18.050	116.5	55.724
11	20.017	116.6	18.035	17.989	116.7	56.041
12	20.412	115.9	17.661	17.963	116.3	56.036
13	19.931	116.4	17.467	18.029	116.2	55.427

No.111 Kasai, Takashi

1	25.173	116.2	19.574	18.602	116.5	1:03.349
2	20.547	111.5	18.664	18.346	116.8	57.557
3	20.129	116.2	17.888	18.276	115.4	56.293
4	20.171	115.8	17.597	18.033	116.3	55.801
5	20.037	116.2	17.540	17.982	116.7	55.559
6	20.065	116.3	17.637	18.210	116.7	55.912
7	20.038	116.3	17.842	17.983	117.0	55.863
8	20.440	116.4	18.679	17.835	116.5	56.954
9	19.902	116.2	17.544	17.798	117.0	55.244
10	20.026	116.3	17.553	17.990	116.5	55.569
11	19.956	116.1	17.737	17.820	116.4	55.513
12	20.253	116.1	17.541	18.043	115.9	55.837
13	20.002	116.0	17.694	17.845	116.0	55.541

Laps	Sector 1	Spd 1	Sector 2	Sector 3	Spd 2	Lap Time
No.117 Kuusiniemi, Jussi						
1	23.129	116.5	18.038	18.365	118.3	59.532
2	20.802		17.945	18.249	116.8	56.996
3	20.080	117.2	17.774	18.081	117.6	55.935
4	19.951	118.5	17.846	18.342	116.0	56.139
5	20.102	118.8	17.597	17.970	116.1	55.669
6	19.939	117.7	17.624	17.866	116.4	55.429
7	19.903	117.6	17.604	17.931	116.2	55.438
8	19.869	116.8	17.444	17.897	116.5	55.210
9	19.920	116.2	17.514	17.884	115.7	55.318
10	19.880	115.9	17.443	17.916	114.7	55.239
11	19.852	117.4	17.422	17.839	116.3	55.113
12	20.075	116.6	18.353	17.870	117.4	56.298
13	19.895	116.9	18.266	18.040	117.5	56.201

No.133 Nylund, Niclas

1	21.449	115.7	18.832	18.423	116.2	58.704
---	---------------	--------------	---------------	---------------	--------------	---------------

No.135 Panetta, Federico

1	23.128	115.8	18.128	18.505	114.7	59.761
2	20.508	115.9	18.038	18.256	116.3	56.802
3	20.261	115.4	18.045	18.166	115.3	56.472
4	19.963	116.0	18.260	18.062	116.0	56.285
5	20.001	116.1	17.805	17.953	116.9	55.759
6	19.911	115.9	17.433	17.949	117.5	55.293
7	19.957	116.8	17.438	17.984	115.9	55.379
8	19.918	116.6	17.319	17.875	117.2	55.112
9	20.007	116.8	17.390	17.843	116.4	55.240
10	19.937	117.1	17.324	17.943	115.8	55.204
11	19.893	116.6	17.216	17.941	116.9	55.050
12	19.936	115.8	17.520	17.932	116.4	55.388
13	19.980	116.2	17.664	17.963	115.3	55.607

No.136 Paz Patric Armand, Philo

1	21.924	115.2	18.973	18.848	113.3	59.745
2	20.618	113.3	17.999	18.309	114.3	56.926
3	20.140	115.4	17.836	18.149	114.2	56.125
4	20.202	115.0	18.177	18.144	116.6	56.523
5	20.549	116.3	18.569	17.999	115.4	57.117
6	20.068	115.1	17.910	17.993	115.9	55.971
7	19.943	115.6	17.376	17.843	116.0	55.162
8	20.022	115.3	17.404	18.080	115.0	55.506
9	20.101	115.5	17.942	17.926	116.0	55.969
10	20.086	115.4	17.405	17.927	115.7	55.418
11	20.042	115.4	17.341	18.030	115.6	55.413
12	20.039	115.3	17.377	17.922	115.7	55.338
13	20.034	115.0	17.322	18.096	115.6	55.452

No.137 Pereira, Dylan

1	24.917	112.8	19.608	18.619	116.0	1:03.144
2	20.832	115.3	18.563	18.141	116.3	57.536





PF Int'l | 19 - 22.07.2012

CIK-FIA European KF2 Championship (Rd2)



KF2



KF2

Qualifying Heat C-F

Lap Time Analysis

For information purposes. No official / regulatory value

Laps	Sector 1	Spd 1	Sector 2	Sector 3	Spd 2	Lap Time
3	20.106	115.8	17.898	18.128	116.1	56.132
4	20.172	115.8	17.696	17.924	116.8	55.792
5	20.015	115.9	17.664	17.946	117.4	55.625
6	20.081	115.9	17.825	17.876	117.1	55.782
7	19.936	116.0	17.988	18.112	117.4	56.036
8	20.222	116.0	17.504	18.063	115.6	55.789
9	20.003	115.9	17.451	17.849	116.3	55.303
10	19.909	116.3	17.490	17.874	116.1	55.273
11	20.014	115.6	17.520	17.834	116.0	55.368
12	19.940	116.0	18.076	17.956	116.6	55.972
13	19.934	116.1	17.559	17.841	116.5	55.334

No.139 Petjoi, Teemu Markus

1	24.227	115.0	18.145	18.467	118.1	1:00.839
2	20.379	115.2	18.254	18.127	117.1	56.760
3	20.163	115.3	18.071	18.109	117.2	56.343
4	20.077	115.1	17.846	17.913	116.6	55.836
5	20.092	115.0	17.849	17.901	116.4	55.842
6	20.030	115.7	17.393	17.887	116.9	55.310
7	19.990	115.5	17.407	17.849	117.0	55.246
8	19.926	115.4	17.400	17.845	116.6	55.171
9	20.002	115.0	17.328	17.866	116.4	55.196
10	19.980	115.7	17.308	17.874	116.7	55.162
11	19.968	115.5	17.348	17.832	117.0	55.148
12	19.974	115.9	17.584	17.912	116.1	55.470
13	20.027	115.5	18.065	17.928	116.5	56.020

No.143 Read, Josh

1	25.686	112.5	19.276	18.760	115.8	1:03.722
2	20.500	114.2	18.829	18.923	116.5	58.252
3	20.401	115.4	18.267	18.533	114.7	57.201
4	20.443	115.0	18.057	18.393	115.5	56.893
5	20.119	115.2	17.723	18.234	115.1	56.076
6	20.248	115.6	17.613	18.132	115.8	55.993
7	20.106	115.5	17.559	18.097	115.7	55.762
8	20.035	115.4	17.583	18.124	115.8	55.742
9	20.037	115.8	17.583	18.071	116.0	55.691
10	20.149	115.9	17.500	18.226	116.3	55.875
11	20.206	116.0	17.770	18.055	115.9	56.031
12	20.052	115.4	18.159	18.204	115.5	56.415
13	20.076	115.4	17.771	18.033	115.8	55.880

No.145 Rossel, Kevin

1	25.542	108.6	19.315	18.896	116.8	1:03.753
2	20.496	116.0	18.701	18.354	116.6	57.551
3	20.412	115.4	17.868	18.001	117.2	56.281
4	20.221	116.6	17.571	17.863	116.4	55.655
5	19.933	116.6	17.537	17.830	117.0	55.300
6	20.092	116.4	17.691	17.897	116.4	55.680
7	19.904	116.6	17.863	17.875	117.2	55.642
8	20.493	116.0	17.722	17.846	116.5	56.061
9	19.914	116.5	17.484	17.776	116.3	55.174

Laps	Sector 1	Spd 1	Sector 2	Sector 3	Spd 2	Lap Time
10	19.908	116.3	17.362	17.773	116.2	55.043
11	19.915	116.3	17.291	17.738	116.8	54.944
12	19.893	116.0	17.520	17.898	115.1	55.311
13	20.040	116.0	17.359	17.877	114.8	55.276

No.146 Ruuskanen, Joni

1	22.517	115.3	18.277	18.650	116.8	59.444
2	20.783	115.1	19.090	18.379	116.9	58.252
3	20.147	115.7	18.529	18.307	117.7	56.983
4	20.399	115.6	18.008	18.138	117.1	56.545
5	20.110	115.7	17.755	18.141	116.6	56.006
6	20.205	115.9	17.711	18.113	116.1	56.029
7	20.306	116.6	18.043	18.403	116.4	56.752
8	21.227	115.4	18.701	18.099	116.4	58.027
9	20.096	116.1	18.417	18.158	116.3	56.671
10	20.209	116.3	18.022	18.124	116.4	56.355
11	20.205	116.7	17.736	18.066	117.2	56.007
12	20.188	115.4	18.527	18.274	117.4	56.989
13	20.122	115.7	17.804	18.258	111.9	56.184

No.147 Santilli, Alessio

1	22.559	116.0	18.157	18.702	115.1	59.418
2	20.741	115.9	17.963	18.738	115.7	57.442
3	20.228	115.9	17.822	18.148	115.7	56.198
4	20.189	115.4	17.722	18.053	116.4	55.964
5	20.317	115.9	19.073	18.170	115.9	57.560
6	20.135	115.9	17.585	17.918	116.0	55.638
7	20.026	116.0	17.313	17.915	115.5	55.254
8	20.083	116.1	17.323	17.891	116.2	55.297
9	20.139	116.3	17.621	17.927	115.1	55.687
10	20.074	115.7	17.312	17.854	115.4	55.240
11	20.072	115.6	17.525	17.875	115.1	55.472
12	20.083	115.9	17.334	17.848	115.2	55.265
13	20.113	115.9	17.367	18.047	115.1	55.527

No.148 Savona, Federico

1	23.510	115.9	18.210	18.519	115.1	1:00.239
2	20.383	116.0	17.996	18.267	115.1	56.646
3	20.227	116.2	18.866	18.368	115.6	57.461
4	20.405	116.0	17.633	18.139	114.6	56.177
5	20.168	116.0	18.132	18.235	115.6	56.535
6	20.140	116.2	17.634	18.115	115.3	55.889

No.149 Schettino, Mario

1	25.445	114.3	20.233	19.142	114.3	1:04.820
2	21.277	113.4	18.627	18.835	114.4	58.739
3	21.095	110.8	18.547	18.918	114.6	58.560
4	21.447	113.2	18.183	18.837	114.8	58.467
5	21.254	112.5	18.250	18.708	113.9	58.212

No.152 Shiraishi, Yuta

1	24.464	114.6	19.331	18.719	115.7	1:02.514
---	--------	-------	--------	--------	-------	----------





PF Int'l | 19 - 22.07.2012

CIK-FIA European KF2 Championship (Rd2)

KF2



KF2

Qualifying Heat C-F

Lap Time Analysis

For information purposes. No official / regulatory value

Laps	Sector 1	Spd 1	Sector 2	Sector 3	Spd 2	Lap Time
2	20.681	113.0	18.926	18.369	115.7	57.976
3	20.257	114.6	18.381	18.439	115.7	57.077
4	20.290	114.9	17.844	18.300	115.2	56.434
5	20.165	114.7	17.761	18.160	115.2	56.086
6	20.107	115.4	17.823	18.126	114.7	56.056
7	20.304	115.1	17.703	18.219	115.9	56.226
8	20.127	115.2	17.674	18.086	114.7	55.887
9	20.031	115.6	17.670	18.108	115.3	55.809
10	20.335	115.2	17.795	18.222	116.9	56.352
11	20.180	115.4	18.010	18.223	116.1	56.413
12	20.074	115.6	18.082	18.317	115.5	56.473
13	20.199	115.4	17.751	18.148	115.3	56.098

No.158 Sutton, David

1	26.645	116.8	19.399	18.938	116.0	1:04.982
2	20.536	116.0	18.258	18.383	116.0	57.177
3	20.089	115.6	18.002	18.028	116.1	56.119
4	20.082	115.5	17.686	17.961	116.9	55.729
5	20.063	118.2	17.746	17.969	117.0	55.778
6	20.062	116.6	18.000	18.004	118.9	56.066
7	20.093	118.1	17.785	18.070	111.2	55.948
8	20.287	117.6	18.541	17.961	116.3	56.789
9	20.110	117.8	18.112	17.940	114.2	56.162
10	19.996	116.3	17.553	17.900	114.9	55.449
11	19.993	116.3	17.588	17.943	115.5	55.524
12	20.012	116.2	17.604	17.842	115.7	55.458
13	20.046	117.8	17.644	18.138	112.3	55.828

No.162 Tiene, Felice

1	22.405	115.7	17.836	18.186	116.1	58.427
2	20.172	115.9	17.783	18.162	116.4	56.117
3	19.967	115.7	17.554	18.182	116.2	55.703
4	19.939	115.7	17.404	17.865	116.4	55.208
5	19.870	116.0	17.465	17.926	116.6	55.261
6	19.899	116.3	17.972	17.914	116.3	55.785
7	19.820	116.2	17.281	17.805	116.4	54.906
8	19.819	116.2	17.325	17.821	116.5	54.965
9	19.830	115.8	17.524	17.815	115.5	55.169
10	19.827	115.4	17.270	17.831	116.0	54.928
11	19.864	115.6	17.212	17.873	115.8	54.949
12	19.836	115.5	17.224	17.772	115.6	54.832
13	19.887	115.5	17.339	17.855	115.8	55.081





PF Int'l | 19 - 22.07.2012

CIK-FIA European KF2 Championship (Rd2)

KF2



KF2

Qualifying Heat C-F

Starting Grid

Document 38

Subject to scrutineering & sporting investigations

149	Schettino, Mario Maranello / Maranello / Vega		14	145	Rossel, Kevin Birel / BMB / Vega	
95	Guazzaroni, Alessio Top Kart / Parilla / Vega		13	152	Shiraishi, Yuta Intrepid / TM / Vega	
148	Savona, Federico Top Kart / Parilla / Vega		12	75	Chang Wing Chung, Andy Tony Kart / Vortex / Vega	
111	Kasai, Takashi Tony Kart / Vortex / Vega		11	84	Erle, Fabian Maranello / TM / Vega	
143	Read, Josh Intrepid / TM / Vega		10	100	Haublin, Thibaut Kosmic / Vortex / Vega	
172	Walilko, Igor Tony Kart / Vortex / Vega		9	135	Panetta, Federico Tony Kart / Vortex / Vega	
137	Pereira, Dylan Tony Kart / Vortex / Vega		8	91	Gil Contreras, Carlos Tony Kart / Vortex / Vega	
147	Santilli, Alessio Top Kart / Parilla / Vega		7	117	Kuusiniemi, Jussi Tony Kart / Vortex / Vega	
158	Sutton, David Intrepid / TM / Vega		6	146	Ruuskanen, Joni ART GP / Parilla / Vega	
76	Compere, Victor Kosmic / Vortex / Vega		5	103	Hiltbrand, Pedro FA Kart / Vortex / Vega	
70	Speedy, (A. Fuoco) Tony Kart / Vortex / Vega		4	162	Tiene, Felice CRG / BMB / Vega	
133	Nylund, Niclas ART GP / Parilla / Vega		3	139	Petjoi, Teemu Markus Tony Kart / Vortex / Vega	
61	Joyner, Tom LH / BMB / Vega		2	136	Paz Patric Armand, Philo Tony Kart / Vortex / Vega	
63	Litchfield, Mark Zanardi / Parilla / Vega		1	55	Barnicoat, Benjamin ART GP / Parilla / Vega	

POLE POSITION



Start : 21/07/2012 - 17:45 13 Laps = 17.966 Km

PF INT'L (GBR) - 19/07/2012 - 22/07/2012

CIK-FIA





PF Int'l | 19 - 22.07.2012

CIK-FIA European KF2 Championship (Rd2)

KF2



KF2

Qualifying Heat A-E

Document 55

Results

Subject to scrutineering & sporting investigations

Rnk	No.	Entrant	Nat	Driver	Nat	Equipment	Laps	Gap	Interv.	Best Lap	Points	dB
1	53	Energy Corse	ITA	Olsen, Dennis	NOR	Energy / TM / Vega	13			54.724	0	
2	168	Intrepid Driver Program	ITA	Verstappen, Max	NLD	Intrepid / TM / Vega	13	0.328	0.328	54.818	2	
3	85	Tony Kart Racing Team	ITA	Fioravanti, Damiano	ITA	Tony Kart / Vortex / Vega	13	3.364	3.036	54.892	3	105.9
4	144	Energy Corse	ITA	Romanov, Vasiliy	RUS	Energy / Parilla / Vega	13	3.557	0.193	54.878	4	
5	106	Kosmic Racing Dept	ITA	Ippolito, Paolo	ITA	Kosmic / Vortex / Vega	13	3.818	0.261	54.916	5	
6	122	Tony Kart Racing Team	ITA	Mac Leod, Samuel	GBR	Tony Kart / Vortex / Vega	13	5.740	1.922	54.916	6	105.5
7	134	RK Racing Team	AUT	Pajuranta, Juuso-Matti	FIN	RK / BMB / Vega	13	6.180	0.440	55.079	7	
8	129	Kosmic Racing Dept	ITA	Nielsen, Nicklas	DNK	Kosmic / Vortex / Vega	13	6.645	0.465	54.626	8	104.0
9	59	Formula K	ITA	Hubert, Anthoine	FR	FK / TM / Vega	13	6.983	0.338	55.004	9	
10	57	Energy North Europe	FIN	Tiihonen, Niklas	FIN	Energy / Parilla / Vega	13	7.667	0.684	55.029	10	
11	73	Borget, Bastien	FR	Boutonnet, Paul	FR	Tony Kart / Parilla / Vega	13	8.091	0.424	54.969	11	
12	102	Formula K	ITA	Helgheim, Oystein	NOR	FK / TM / Vega	13	8.288	0.197	55.082	12	
13	56	Birel Motorsport	ITA	Basz, Karol	POL	Birel / BMB / Vega	13	9.622	1.334	55.087	13	105.3
14	170	RK Racing Team	AUT	Waldherr, Michael	DEU	RK / BMB / Vega	13	10.074	0.452	55.044	14	105.3
15	166	CRG SpA	ITA	Varley, Luke	GBR	LH / BMB / Vega	13	11.377	1.303	55.237	15	106.7
16	123	Scuderia PCR Srl	ITA	Maestranzi, Marco	ITA	PCR / Parilla / Vega	13	12.393	1.016	55.153	16	104.9
17	101	LH Racing Team	SWE	Heinonen, Johannes	FIN	LH / BMB / Vega	13	14.316	1.923	55.032	17	105.4
18	92	CRG SpA	ITA	Girard, Ingrid	FR	CRG / BMB / Vega	13	14.880	0.564	55.299	18	
19	128	Bruneau, Olivier	FR	Moineault, Valentin	FR	Tony Kart / Vortex / Vega	13	16.213	1.333	55.088	19	106.0
20	171	RS-Motorsport	DEU	Zimmermann, Tim	DEU	Maranello / TM / Vega	13	16.534	0.321	55.759	20	105.3
21	140	Petit, Daniel	FR	Petit, Hubert	FR	Sodi / Parilla / Vega	13	19.355	2.821	55.388	21	105.5
22	164	Daems Racing	BEL	Vandenbroek, Shane	BEL	Tony Kart / Vortex / Vega	13	20.863	1.508	55.688	22	107.9
23	72	Ward Racing	SWE	Borge Andersen, Mats	NOR	Tony Kart / Vortex / Vega	13	21.587	0.724	55.651	23	
24	93	GP Racing	ITA	Gonzales, Nicolas	FR	GP / TM / Vega	13	22.202	0.615	55.620	24	
25	167	Vermeylen, Kenny	BEL	Vermeylen, Kenny	BEL	Tecno / Parilla / Vega	11	2 Laps	2 Laps	55.346	25	
26	112	Tony Kart Racing Team	ITA	Kiyohara, Ryota	JPN	Tony Kart / Vortex / Vega	7	6 Laps	4 Laps	55.269	26	104.8
27	132	Mach 1 Motorsport	DEU	Norris, John	IRL	Mach 1 / TM / Vega	7	6 Laps	0.786	55.704	27	

Not Classified

	74	ADAC Motorsport	DEU	Brunner, Lisa Christin	DEU	Mach 1 / TM / Vega		DNS			29	
--	----	-----------------	-----	-------------------------------	-----	--------------------	--	------------	--	--	-----------	--

Start Time : 21/07/2012 - 17:26:12

Best Lap : No.129 Nielsen, Nicklas 54.626 91.07 Kph

Weather : Slightly cloudy Air : 18°C Track : Dry

Event Record : No.85 Fioravanti, Damiano 54.584 91.14 Kph

PF INT'L (GBR) - 19/07/2012 - 22/07/2012

CIK-FIA

Apex Timing





PF Int'l | 19 - 22.07.2012

CIK-FIA European KF2 Championship (Rd2)

KF2



KF2

Qualifying Heat A-E

Lap Chart

For information purposes. No official / regulatory value

	1	2	3	4	5	6	7	8	9	10	11	12	13	14	15	16	17	18	19	20	21	22	23	24	25	26	27	28
Grid	168	59	53	144	134	140	106	57	85	56	167	166	73	171	122	170	102	132	129	128	164	112	72	93	101	123	92	74
Start	168	53	59	134	144	106	140	85	57	167	73	56	166	171	122	170	102	132	128	129	112	93	123	164	72	101	92	
Lap 1 Interval	168	53 0.2	59 0.9	144 0.2	106 0.1	134 0.2	85 0.5	57 0.0	73 0.1	56 0.4	122 0.1	171 0.5	167 0.0	170 0.3	140 0.3	102 0.2	132 0.0	166 0.3	129 0.0	112 0.1	128 0.2	93 0.0	123 0.2	101 0.1	164 0.2	92 0.2	72 0.1	
Lap 2	168	53 0.3	59 1.0	106 0.2	144 0.3	134 0.2	57 0.3	85 0.2	73 0.1	122 1.1	56 0.2	167 0.0	170 0.3	171 0.2	102 0.3	129 0.5	132 0.3	166 0.1	112 0.1	128 0.3	93 0.2	123 0.2	101 0.2	164 0.4	92 0.2	140 0.2	72 0.1	
Lap 3	168	53 0.4	106 1.3	144 0.2	59 0.3	134 0.0	85 0.6	73 0.5	57 0.1	122 0.3	167 0.5	56 0.3	170 0.1	102 0.6	129 0.0	171 0.6	166 0.1	132 0.3	112 0.1	128 0.2	123 0.1	93 0.3	101 0.1	164 1.3	92 0.1	72 0.5	140 0.1	
Lap 4	168	53 0.4	106 1.3	144 0.3	134 0.4	59 0.3	85 0.1	73 0.6	57 0.3	122 0.1	167 1.0	56 0.2	170 0.1	129 0.2	102 0.4	166 0.7	171 0.5	123 0.5	132 0.3	112 0.6	93 0.7	101 0.1	92 0.1	164 0.2	140 0.8	72 0.2	128 1.2	
Lap 5	168	53 0.2	144 1.9	106 0.2	134 0.2	85 0.1	59 0.3	73 0.4	122 0.3	57 0.3	167 1.0	170 0.3	129 0.1	102 0.4	56 0.4	166 0.2	171 0.9	123 0.3	132 0.5	112 0.1	101 1.4	92 0.3	164 0.5	93 0.0	140 0.4	72 0.4	128 0.8	
Lap 6	168	53 0.1	144 2.1	106 0.2	85 0.2	134 0.2	59 0.3	73 0.5	122 0.1	57 0.2	167 1.1	129 0.0	102 1.1	56 0.2	166 0.1	170 0.2	123 1.1	171 0.2	132 0.2	112 0.0	101 1.2	92 0.3	164 0.9	93 0.1	140 0.3	72 0.7	128 0.2	
Lap 7	168	53 0.2	144 2.3	106 0.0	85 0.2	134 0.3	59 0.5	73 0.2	122 0.1	57 0.3	129 1.1	167 0.6	102 0.5	56 0.9	166 0.1	170 0.1	123 1.0	171 0.7	171 0.4	132 0.3	101 0.1	92 0.3	164 2.2	140 0.1	128 0.5	93 0.2	72 0.3	
Lap 8	168	53 0.2	144 2.3	85 0.4	106 0.2	134 0.2	59 0.5	122 0.7	73 0.2	57 0.3	129 0.1	167 1.1	102 0.2	56 1.0	166 0.5	170 0.2	123 0.7	171 1.5	92 1.4	101 0.2	164 1.1	128 0.4	140 0.3	93 0.3	72 0.2			
Lap 9	168	53 0.3	144 2.3	85 0.1	106 0.3	134 0.4	59 0.4	122 0.6	73 0.4	129 0.2	57 0.2	102 1.3	167 0.3	56 0.6	170 0.8	166 0.3	123 0.5	171 2.2	92 0.8	101 0.1	128 1.8	164 0.2	140 0.1	93 0.4	72 0.2			
Lap 10	168	53 0.2	85 2.7	144 0.1	106 0.3	134 0.4	59 0.4	122 0.4	73 0.9	129 0.1	57 0.2	102 1.3	167 0.3	56 0.2	170 0.8	166 0.5	123 0.6	171 2.7	92 0.3	101 0.3	128 1.5	164 1.4	140 0.2	72 0.3	93 0.2			
Lap 11	53	168 0.2	85 2.6	144 0.3	106 0.1	134 0.6	59 0.3	122 0.4	129 0.9	57 1.4	73 0.3	102 0.1	56 1.2	167 0.2	170 0.0	166 0.7	123 0.4	92 3.2	101 0.1	171 0.5	128 0.9	140 2.8	72 0.2	164 0.1	93 0.1			
Lap 12	53	168 0.3	85 2.7	144 0.3	106 0.2	134 0.7	59 0.3	122 0.2	129 0.6	57 1.8	73 0.2	102 0.3	56 1.2	170 0.6	166 0.6	123 0.1	101 3.4	92 0.2	171 1.0	128 0.0	140 3.1	72 0.8	164 0.1	93 0.2				
Lap 13	53	168 0.3	85 3.0	144 0.1	106 0.2	122 1.9	134 0.4	129 0.4	59 0.3	57 0.6	73 0.4	102 0.1	56 1.3	170 0.4	166 1.3	123 1.0	101 1.9	92 0.5	128 1.3	171 0.3	140 2.8	164 1.5	72 0.7	93 0.6				





PF Int'l | 19 - 22.07.2012

CIK-FIA European KF2 Championship (Rd2)



KF2



KF2

Qualifying Heat A-E

Lap Time Analysis

For information purposes. No official / regulatory value

Laps	Sector 1	Spd 1	Sector 2	Sector 3	Spd 2	Lap Time
No.53 Olsen, Dennis						
1	21.048	116.2	17.970	18.571	116.3	57.589
2	20.271	115.4	17.911	18.343	117.2	56.525
3	20.106	116.4	17.618	18.230	117.1	55.954
4	20.015	116.5	17.544	17.973	117.1	55.532
5	19.947	116.6	17.432	17.901	117.5	55.280
6	19.960	116.5	17.325	17.844	117.5	55.129
7	19.933	116.6	17.311	17.884	117.3	55.128
8	19.901	116.6	17.294	17.875	117.4	55.070
9	19.897	116.7	17.441	17.758	117.2	55.096
10	19.853	116.6	17.175	17.800	117.5	54.828
11	19.823	116.8	17.300	17.691	117.0	54.814
12	19.838	116.4	17.205	17.681	117.0	54.724
13	19.826	116.5	17.344	17.720	116.9	54.890
No.56 Basz, Karol						
1	22.522	115.4	18.521	18.621	115.5	59.664
2	20.454	115.6	18.841	18.531	116.0	57.826
3	20.158	115.6	18.026	18.215	116.1	56.399
4	20.204	115.9	17.669	18.036	116.2	55.909
5	21.250	116.0	17.506	17.999	116.1	56.755
6	19.942	115.9	17.805	17.906	116.3	55.653
7	19.952	115.8	17.780	18.016	115.9	55.748
8	19.978	115.4	17.384	17.874	115.9	55.236
9	19.914	115.4	17.341	17.832	116.0	55.087
10	19.845	115.9	17.376	17.870	116.3	55.091
11	20.042	116.0	17.798	17.879	115.8	55.719
12	19.916	115.5	17.361	17.824	116.0	55.101
13	19.928	115.7	17.405	17.905	115.9	55.238
No.57 Tiihonen, Niklas						
1	22.528	115.7	18.310	18.505	117.6	59.343
2	20.519	116.4	17.919	18.188	117.6	56.626
3	20.313	116.2	18.081	18.615	118.1	57.009
4	20.025	116.6	17.603	18.085	118.0	55.713
5	19.899	116.8	17.942	18.024	117.6	55.865
6	19.888	117.0	17.513	17.872	117.9	55.273
7	19.887	116.9	17.422	17.933	117.9	55.242
8	19.863	117.2	17.852	18.094	118.2	55.809
9	19.799	116.8	17.808	17.813	118.1	55.420
10	19.859	117.0	17.563	17.936	118.1	55.358
11	20.092	117.3	17.989	17.874	117.7	55.955
12	19.853	116.5	17.345	17.831	117.5	55.029
13	19.842	116.9	17.431	17.871	117.6	55.144
No.59 Hubert, Anthoine						
1	21.279	114.4	18.496	18.623	115.4	58.398
2	20.418	115.0	17.941	18.312	116.1	56.671
3	20.163	115.2	18.404	18.221	117.0	56.788
4	20.032	115.2	17.900	18.123	116.6	56.055
5	20.362	115.3	17.553	17.922	116.4	55.837

Laps	Sector 1	Spd 1	Sector 2	Sector 3	Spd 2	Lap Time
6	19.988	115.2	17.476	17.941	116.9	55.405
7	20.100	115.4	17.419	17.984	116.7	55.503
8	19.966	115.1	17.388	17.851	116.4	55.205
9	19.928	115.4	17.343	17.836	116.6	55.107
10	19.929	115.2	17.436	17.823	116.6	55.188
11	19.872	115.4	17.322	17.810	116.7	55.004
12	19.904	115.3	17.285	17.854	116.5	55.043
13	19.840	115.5	18.858	18.506	116.3	57.204
No.72 Borge Andersen, Mats						
1	24.428	113.3	19.167	18.718	115.4	1:02.313
2	20.727	114.7	18.904	18.907	115.6	58.538
3	20.475	114.6	18.172	18.421	115.5	57.068
4	20.910	114.7	17.786	18.309	115.8	57.005
5	20.213	114.4	17.722	18.218	113.9	56.153
6	20.183	114.5	17.681	18.173	115.8	56.037
7	20.355	114.7	18.020	18.325	115.5	56.700
8	20.164	117.5	17.580	18.006	115.5	55.750
9	20.110	115.8	17.505	18.036	114.2	55.651
10	20.263	114.2	17.870	17.948	114.6	56.081
11	20.252	114.6	17.772	18.142	115.7	56.166
12	20.168	115.4	17.727	18.067	114.4	55.962
13	20.191	114.4	18.649	18.096	115.3	56.936
No.73 Boutonnet, Paul						
1	22.395	115.7	18.465	18.451	117.2	59.311
2	20.698	116.0	18.012	18.127	117.4	56.837
3	20.273	116.5	17.901	18.312	117.3	56.486
4	19.931	116.6	17.572	17.995	117.4	55.498
5	20.006	116.8	17.579	17.990	117.4	55.575
6	19.973	116.9	17.598	17.899	117.6	55.470
7	19.873	117.1	17.474	17.895	117.5	55.242
8	19.977	116.9	18.087	17.835	117.4	55.899
9	19.819	116.8	17.514	17.905	117.4	55.238
10	19.820	117.1	17.862	17.855	117.6	55.537
11	20.395	116.9	18.209	18.055	117.4	56.659
12	19.833	117.1	17.405	17.731	117.2	54.969
13	19.846	116.8	17.560	17.882	117.6	55.288
No.85 Fioravanti, Damiano						
1	22.458	115.7	18.219	18.630	115.9	59.307
2	20.749	115.4	17.889	18.251	115.9	56.889
3	20.285	116.3	17.707	18.089	115.5	56.081
4	19.979	116.4	17.488	17.972	117.5	55.439
5	20.010	116.6	17.299	18.034	117.0	55.343
6	19.910	116.2	17.448	17.860	116.8	55.218
7	19.917	116.6	17.299	17.937	116.2	55.153
8	19.891	117.3	17.341	17.852	116.8	55.084
9	19.817	116.9	17.250	17.825	115.7	54.892
10	19.806	116.2	17.355	17.854	116.3	55.015
11	19.885	116.6	17.216	17.829	115.9	54.930
12	19.897	116.5	17.218	17.791	115.5	54.906





PF Int'l | 19 - 22.07.2012

CIK-FIA European KF2 Championship (Rd2)



KF2



KF2

Qualifying Heat A-E

Lap Time Analysis

For information purposes. No official / regulatory value

Laps	Sector 1	Spd 1	Sector 2	Sector 3	Spd 2	Lap Time
13	19.862	115.9	17.498	17.876	115.9	55.236
No.92 Girard, Ingrid						
1	24.236	106.5	18.872	18.650	115.6	1:01.758
2	20.684	117.0	18.973	18.668	115.9	58.325
3	20.301	116.1	18.228	18.442	115.8	56.971
4	20.250	115.9	17.733	18.150	116.9	56.133
5	20.263	115.7	17.766	18.006	116.1	56.035
6	19.963	115.8	17.464	17.920	116.8	55.347
7	19.977	118.3	17.522	17.865	115.7	55.364
8	20.836	115.7	17.642	17.967	115.6	56.445
9	19.988	116.0	17.429	17.919	115.8	55.336
10	19.996	115.6	17.371	17.932	116.0	55.299
11	19.925	115.9	17.387	17.991	116.0	55.303
12	19.989	115.5	17.773	17.835	116.3	55.597
13	19.997	117.5	17.442	17.939	115.7	55.378
No.93 Gonzales, Nicolas						
1	23.903	114.6	18.734	18.813	117.2	1:01.450
2	20.614	113.2	18.903	18.457	116.4	57.974
3	20.183	116.0	18.173	18.285	116.7	56.641
4	20.703	113.7	18.273	18.429	115.8	57.405
5	20.206	115.9	18.596	18.119	117.1	56.921
6	20.280	115.9	17.541	18.018	117.1	55.839
7	20.195	115.7	18.642	18.646	116.7	57.483
8	20.104	115.7	17.711	18.024	117.0	55.839
9	20.093	115.6	17.575	17.952	115.9	55.620
10	20.207	115.6	18.354	18.018	116.8	56.579
11	20.199	116.0	17.944	18.095	116.7	56.238
12	20.194	116.2	17.785	18.014	116.3	55.993
13	20.149	116.1	18.776	18.271	115.1	57.196
No.101 Heinonen, Johannes						
1	24.144	116.0	18.791	18.588	117.2	1:01.523
2	20.404	116.3	19.338	18.334	116.9	58.076
3	20.172	116.8	17.926	18.171	117.2	56.269
4	20.054	116.5	18.882	18.529	116.3	57.465
5	20.129	116.3	17.661	17.982	116.6	55.772
6	19.957	116.0	17.493	17.970	116.8	55.420
7	20.008	116.2	17.389	17.885	117.3	55.282
8	21.056	115.9	18.053	18.002	117.1	57.111
9	19.982	116.4	17.399	17.872	117.3	55.253
10	20.061	116.3	17.423	17.931	117.5	55.415
11	19.873	116.6	17.414	17.861	117.4	55.148
12	20.032	116.6	17.407	17.781	116.6	55.220
13	19.902	115.9	17.337	17.793	116.4	55.032
No.102 Helgheim, Oystein						
1	22.959	115.3	19.218	18.785	116.8	1:00.962
2	20.419	115.2	18.496	18.222	116.5	57.137
3	20.076	115.6	17.972	18.140	116.6	56.188
4	20.602	115.9	17.506	17.919	116.7	56.027

Laps	Sector 1	Spd 1	Sector 2	Sector 3	Spd 2	Lap Time
5	20.091	115.7	17.414	17.874	116.8	55.379
6	20.114	115.4	17.788	17.961	116.8	55.863
7	19.911	115.7	17.331	17.866	116.6	55.108
8	19.858	115.9	17.365	17.859	116.8	55.082
9	20.005	115.6	17.397	17.813	116.7	55.215
10	19.902	115.5	17.416	18.053	116.6	55.371
11	19.854	115.7	17.414	17.854	117.1	55.122
12	19.936	115.9	17.345	17.808	116.9	55.089
13	19.863	116.3	17.399	17.907	116.7	55.169
No.106 Ippolito, Paolo						
1	21.495	113.9	18.541	18.546	115.8	58.582
2	20.323	117.1	17.951	18.231	115.5	56.505
3	20.067	114.6	17.741	18.132	115.5	55.940
4	20.066	115.2	17.502	18.028	115.0	55.596
5	20.199	114.9	17.950	17.975	116.2	56.124
6	19.942	116.8	17.487	17.951	115.6	55.380
7	19.965	115.8	17.359	17.803	115.7	55.127
8	19.954	115.8	17.827	17.846	115.2	55.627
9	19.903	115.1	17.280	17.811	115.5	54.994
10	19.868	115.1	17.432	17.878	114.9	55.178
11	19.829	116.3	17.323	17.764	115.1	54.916
12	19.983	115.0	17.265	17.729	116.8	54.977
13	19.878	115.1	17.354	17.856	116.8	55.088
No.112 Kiyohara, Ryota						
1	23.452	114.2	19.021	18.820	117.0	1:01.293
2	20.601	114.5	18.821	18.244	116.8	57.666
3	20.094	115.3	18.307	18.094	117.1	56.495
4	20.041	114.3	19.186	18.132	115.6	57.359
5	19.984	115.2	17.433	17.852	116.7	55.269
6	20.005	115.3	17.694	17.932	116.8	55.631
7	20.066	115.3	17.668	17.871	116.1	55.605
No.122 MacLeod, Samuel						
1	22.449	115.7	18.483	18.568	116.8	59.500
2	20.375	114.9	18.643	18.378	116.2	57.396
3	20.128	114.6	17.645	18.046	117.0	55.819
4	19.980	114.9	17.541	17.946	117.1	55.467
5	19.976	115.2	17.575	17.874	116.8	55.425
6	19.975	115.1	17.519	17.840	116.4	55.334
7	19.925	115.6	17.383	17.869	116.4	55.177
8	19.997	115.7	17.715	17.823	116.2	55.535
9	19.866	115.6	17.382	17.749	116.7	54.997
10	19.840	115.4	17.412	17.797	117.2	55.049
11	19.816	115.1	17.354	17.785	116.4	54.955
12	19.894	115.8	17.340	17.682	116.4	54.916
13	19.902	115.1	17.803	17.960	116.5	55.665
No.123 Maestranzi, Marco						
1	24.008	115.4	18.725	18.942	116.8	1:01.675
2	20.724	116.1	18.810	18.373	116.4	57.907





PF Int'l | 19 - 22.07.2012

CIK-FIA European KF2 Championship (Rd2)



KF2



KF2

Qualifying Heat A-E

Lap Time Analysis

For information purposes. No official / regulatory value

Laps	Sector 1	Spd 1	Sector 2	Sector 3	Spd 2	Lap Time
3	20.190	117.1	17.815	18.064	116.8	56.069
4	20.109	117.0	17.866	17.995	116.5	55.970
5	20.096	116.6	17.530	17.948	116.8	55.574
6	19.945	116.8	17.755	17.964	116.2	55.664
7	20.034	116.5	17.538	17.997	116.2	55.569
8	19.987	116.9	17.551	17.840	116.6	55.378
9	19.974	116.5	17.501	17.869	116.4	55.344
10	19.912	116.2	17.453	17.918	116.4	55.283
11	19.902	115.3	17.473	17.778	116.8	55.153
12	19.867	115.9	17.455	17.846	117.2	55.168
13	19.876	116.8	18.376	18.314	116.4	56.566

No.128 Moineault, Valentin

1	23.976	114.2	18.752	18.884	115.0	1:01.612
2	20.502	115.1	18.873	18.399	114.8	57.774
3	20.144	118.0	18.052	18.235	115.1	56.431
4	19.971	116.1	20.429	20.358	114.3	1:00.758
5	20.131	117.2	17.678	18.020	114.8	55.829
6	19.996	118.8	17.516	17.867	115.1	55.379
7	20.212	115.9	17.479	18.183	115.3	55.874
8	19.937	115.1	17.652	17.869	115.2	55.458
9	19.853	116.0	17.606	17.936	114.5	55.395
10	19.913	116.8	17.351	17.858	114.4	55.122
11	19.922	116.4	17.344	17.833	114.8	55.099
12	19.883	116.2	17.302	17.903	116.6	55.088
13	20.103	116.5	17.453	18.044	114.9	55.600

No.129 Nielsen, Nicklas

1	23.144	113.4	19.220	18.819	116.2	1:01.183
2	20.478	116.0	18.413	18.228	116.1	57.119
3	20.136	116.0	17.633	18.006	116.9	55.775
4	20.319	116.1	17.400	17.762	116.1	55.481
5	20.336	115.7	17.270	17.817	116.9	55.423
6	20.102	116.3	17.153	17.823	116.8	55.078
7	20.239	115.8	17.170	17.722	115.7	55.131
8	19.901	116.1	17.221	17.705	116.7	54.827
9	19.854	116.2	17.405	17.760	116.5	55.019
10	19.771	116.5	17.803	17.841	116.2	55.415
11	19.988	116.0	17.107	17.646	116.2	54.741
12	19.781	115.7	17.130	17.715	115.9	54.626
13	19.828	115.8	18.073	18.046	115.7	55.947

No.132 Norris, John

1	23.176	111.4	19.032	18.736	116.5	1:00.944
2	20.475	115.2	18.750	18.695	116.4	57.920
3	20.067	116.2	18.427	18.122	116.5	56.616
4	20.077	116.2	18.696	18.089	116.3	56.862
5	20.072	116.3	17.735	17.959	116.5	55.766
6	20.006	116.2	17.668	18.030	116.7	55.704
7	20.660	116.2	17.853	17.972	116.4	56.485

Laps	Sector 1	Spd 1	Sector 2	Sector 3	Spd 2	Lap Time
No.134 Pajuranta, Juuso-Matti						
1	21.551	115.7	18.789	18.596	115.9	58.936
2	20.354	115.2	18.237	18.268	115.2	56.859
3	20.062	114.9	17.818	18.181	115.8	56.061
4	20.072	115.3	17.588	17.989	115.8	55.649
5	20.125	115.3	17.427	18.030	116.0	55.582
6	20.039	115.5	17.688	17.907	115.9	55.634
7	19.966	115.3	17.388	17.941	116.3	55.295
8	19.927	114.7	17.419	17.880	116.4	55.226
9	19.932	115.5	17.316	17.913	116.2	55.161
10	19.962	115.2	17.384	17.864	116.2	55.210
11	19.915	115.0	17.310	17.877	116.0	55.102
12	19.958	115.5	17.334	17.787	116.0	55.079
13	19.967	115.2	18.800	17.952	115.6	56.719

No.140 Petit, Hubert

1	22.758	106.0	19.997	18.779	117.8	1:01.534
2	20.552	111.6	20.603	19.451	118.3	1:00.606
3	20.310	113.5	18.663	18.438	118.7	57.411
4	20.424	116.3	17.906	18.203	118.1	56.533
5	20.042	117.5	17.757	18.146	118.2	55.945
6	20.031	115.2	17.691	18.037	118.7	55.759
7	20.091	114.3	18.000	18.254	118.9	56.345
8	20.292	116.3	18.054	17.949	118.9	56.295
9	19.880	117.3	17.662	17.976	119.1	55.518
10	20.282	118.0	18.181	17.942	119.0	56.405
11	20.214	115.4	18.031	18.019	118.2	56.264
12	19.947	116.9	17.563	17.878	117.8	55.388
13	19.999	118.0	17.624	17.937	118.1	55.560

No.144 Romanov, Vasilij

1	21.276	109.3	18.740	18.544	118.2	58.560
2	20.343	115.8	18.442	18.138	118.5	56.923
3	20.082	119.1	17.803	18.044	118.5	55.929
4	19.957	118.1	17.606	18.063	118.3	55.626
5	19.914	118.4	17.740	17.904	118.3	55.558
6	19.880	117.9	17.555	17.893	117.5	55.328
7	19.877	118.2	17.535	17.936	117.3	55.348
8	19.765	117.7	17.405	17.839	118.2	55.009
9	19.840	117.9	17.465	17.797	117.7	55.102
10	19.755	118.0	17.853	17.786	119.1	55.394
11	19.912	118.4	17.406	17.769	118.7	55.087
12	19.721	118.3	17.455	17.702	118.7	54.878
13	19.730	118.8	17.602	17.786	118.7	55.118

No.164 Vandenbroek, Shane

1	24.325	114.0	18.999	18.608	114.2	1:01.932
2	20.710	114.8	19.052	18.565	114.0	58.327
3	20.569	114.0	18.110	18.436	113.6	57.115
4	20.385	114.9	17.906	18.254	114.7	56.545
5	20.254	115.1	17.818	18.196	114.7	56.268





PF Int'l | 19 - 22.07.2012

CIK-FIA European KF2 Championship (Rd2)



KF2

KF2

Qualifying Heat A-E

Lap Time Analysis

For information purposes. No official / regulatory value

Laps	Sector 1	Spd 1	Sector 2	Sector 3	Spd 2	Lap Time
6	20.136	114.9	17.619	18.036	114.0	55.791
7	20.133	115.1	18.314	18.187	114.0	56.634
8	20.172	114.9	17.508	18.008	113.9	55.688
9	20.217	115.0	17.904	18.024	114.7	56.145
10	20.581	115.2	17.761	17.963	114.2	56.305
11	20.451	114.6	18.348	18.163	115.8	56.962
12	20.285	115.1	17.724	17.916	115.3	55.925
13	20.211	115.2	17.870	18.008	113.5	56.089

No.166 Varley, Luke

1	23.434	109.1	19.340	18.905	117.3	1:01.679
2	20.674	113.7	18.794	18.261	118.0	57.729
3	20.074	116.5	18.023	17.999	117.7	56.096
4	20.207	116.7	17.675	17.919	117.3	55.801
5	20.070	115.7	17.461	17.872	117.7	55.403
6	20.004	116.1	17.624	17.866	118.0	55.494
7	20.002	116.5	17.852	17.904	117.9	55.758
8	20.352	116.5	17.460	17.822	117.6	55.634
9	19.933	116.3	17.911	17.885	117.6	55.729
10	19.994	116.5	17.401	17.842	117.6	55.237
11	19.949	116.6	17.583	17.855	117.5	55.387
12	20.130	116.3	17.391	17.898	117.6	55.419
13	19.835	116.4	17.961	17.904	117.3	55.700

No.167 Vermeylen, Kenny

1	22.309	115.8	19.792	18.606	115.4	1:00.707
2	20.505	114.3	18.058	18.528	115.5	57.091
3	20.241	114.5	17.663	18.099	115.1	56.003
4	20.135	114.3	17.843	17.975	114.7	55.953
5	20.282	114.3	17.466	17.984	114.6	55.732
6	20.169	114.2	17.311	17.919	114.8	55.399
7	20.575	114.4	17.345	17.942	114.8	55.862
8	20.104	114.0	17.300	17.942	114.7	55.346
9	20.349	114.0	17.494	17.942	115.0	55.785
10	20.160	114.3	17.356	17.952	115.2	55.468
11	20.204	114.5	18.021	17.968	116.4	56.193

No.168 Verstappen, Max

1	20.982	115.0	17.902	18.580	115.2	57.464
2	20.445	115.5	17.829	18.179	116.1	56.453
3	20.160	115.2	17.624	18.070	116.4	55.854
4	20.061	115.0	17.495	17.984	116.0	55.540
5	20.049	116.3	17.464	17.936	116.3	55.449
6	19.986	115.4	17.370	17.844	116.0	55.200
7	19.912	116.6	17.370	17.781	116.4	55.063
8	19.931	115.6	17.351	17.767	116.4	55.049
9	19.937	115.2	17.313	17.796	116.4	55.046
10	19.852	115.4	17.246	17.781	116.5	54.879
11	19.889	115.3	17.659	17.773	116.8	55.321
12	19.828	115.9	17.261	17.729	116.5	54.818
13	19.827	116.0	17.236	17.837	117.1	54.900

Laps	Sector 1	Spd 1	Sector 2	Sector 3	Spd 2	Lap Time
No.170 Waldherr, Michael						
1	22.869	116.2	18.892	18.690	116.8	1:00.451
2	20.501	115.9	18.321	18.274	117.1	57.096
3	20.105	116.4	17.828	18.161	117.6	56.094
4	20.304	116.8	17.678	17.961	117.5	55.943
5	20.124	116.3	17.490	17.998	117.1	55.612
6	20.593	116.3	18.463	17.935	117.8	56.991
7	20.164	115.9	17.596	17.909	117.7	55.669
8	20.058	115.7	17.925	17.748	118.2	55.731
9	19.897	116.5	17.499	17.756	117.2	55.152
10	19.837	116.2	17.402	17.829	117.3	55.068
11	19.855	117.2	17.495	17.837	117.2	55.187
12	20.144	115.7	17.564	17.765	117.3	55.473
13	19.834	116.3	17.415	17.795	117.1	55.044

No.171 Zimmermann, Tim

1	22.472	114.2	18.936	18.780	116.5	1:00.188
2	20.674	115.3	18.705	18.396	117.1	57.775
3	20.270	116.6	18.507	18.475	116.9	57.252
4	20.244	116.6	18.150	18.169	117.0	56.563
5	20.076	116.5	17.583	18.100	117.0	55.759
6	20.129	116.7	18.103	18.058	117.2	56.290
7	20.361	116.4	17.983	18.111	117.2	56.455
8	20.144	116.4	17.608	18.040	116.9	55.792
9	20.099	116.3	17.671	18.180	117.0	55.950
10	20.027	116.3	17.620	18.160	117.0	55.807
11	20.087	116.3	18.222	18.061	116.2	56.370
12	20.152	116.5	17.593	18.169	117.0	55.914
13	20.145	116.3	17.771	18.100	116.9	56.016





KF2 Qualifying Heat A-E
Starting Grid

Document 37

Subject to scrutineering & sporting investigations

92	Girard, Ingrid CRG / BMB / Vega		14	74	Brunner, Lisa Christin Mach 1 / TM / Vega	
101	Heinonen, Johannes LH / BMB / Vega		13	123	Maestranzi, Marco PCR / Parilla / Vega	
72	Borge Andersen, Mats Tony Kart / Vortex / Vega		12	93	Gonzales, Nicolas GP / TM / Vega	
164	Vandenbroek, Shane Tony Kart / Vortex / Vega		11	112	Kiyohara, Ryota Tony Kart / Vortex / Vega	
129	Nielsen, Nicklas Kosmic / Vortex / Vega		10	128	Moineault, Valentin Tony Kart / Vortex / Vega	
102	Helgheim, Oystein FK / TM / Vega		9	132	Norris, John Mach 1 / TM / Vega	
122	Mac Leod, Samuel Tony Kart / Vortex / Vega		8	170	Waldherr, Michael RK / BMB / Vega	
73	Boutonnet, Paul Tony Kart / Parilla / Vega		7	171	Zimmermann, Tim Maranello / TM / Vega	
167	Vermeylen, Kenny Tecno / Parilla / Vega		6	166	Varley, Luke LH / BMB / Vega	
85	Fioravanti, Damiano Tony Kart / Vortex / Vega		5	56	Basz, Karol Birel / BMB / Vega	
106	Ippolito, Paolo Kosmic / Vortex / Vega		4	57	Tiihonen, Niklas Energy / Parilla / Vega	
134	Pajuranta, Juuso-Matti RK / BMB / Vega		3	140	Petit, Hubert Sodi / Parilla / Vega	
53	Olsen, Dennis Energy / TM / Vega		2	144	Romanov, Vasiliy Energy / Parilla / Vega	
168	Verstappen, Max Intrepid / TM / Vega		1	59	Hubert, Anthoine FK / TM / Vega	

POLE POSITION



Start : 21/07/2012 - 17:25 13 Laps = 17.966 Km

PF INT'L (GBR) - 19/07/2012 - 22/07/2012

CIK-FIA



PF Int'l | 19 - 22.07.2012

CIK-FIA European KF2 Championship (Rd2)



KF2



KF2

Qualifying Heat B-C
Results

Document 54

Subject to scrutineering & sporting investigations

Rnk	No.	Entrant	Nat	Driver	Nat	Equipment	Laps	Gap	Interv.	Best Lap	Points	dB
1	61	LH Racing Team		Joyner, Tom		LH / BMB / Vega	13			54.914	0	105.8
2	51	ART Grand Prix Srl		Leclerc, Charles		ART GP / Parilla / Vega	13	0.274	0.274	54.867	2	105.0
3	54	Tony Kart Racing Team		Camponeschi, Flavio		Tony Kart / Vortex / Vega	13	2.418	2.144	54.899	3	104.0
4	70	Morsicani Racing		Speedy, (A. Fuoco)		Tony Kart / Vortex / Vega	13	5.972	3.554	55.084	4	104.2
5	104	Ricky Flynn Motorsport		Hoque, Zubair		FA Kart / Vortex / Vega	13	8.369	2.397	55.160	5	
6	133	ART Grand Prix Srl		Nylund, Niclas		ART GP / Parilla / Vega	13	8.786	0.417	55.328	6	104.1
7	76	VDK Racing		Compere, Victor		Kosmic / Vortex / Vega	13	9.176	0.390	55.232	7	
8	119	Comer		Lavelli, Kevin		Top Kart / Parilla / Vega	13	10.701	1.525	55.102	8	
9	124	Energy North Europe		Mäntylä, Ville		Energy / Parilla / Vega	13	11.047	0.346	55.305	9	
10	159	Kartronix		Tang, Andrew		Kosmic / TM / Vega	13	11.111	0.064	55.023	10	
11	147	Comer		Santilli, Alessio		Top Kart / Parilla / Vega	13	11.370	0.259	55.248	11	104.3
12	172	Morsicani Racing		Walilko, Igor		Tony Kart / Vortex / Vega	13	11.936	0.566	55.241	12	
13	148	Comer		Savona, Federico		Top Kart / Parilla / Vega	13	12.124	0.188	55.337	13	
14	95	Comer		Guazzaroni, Alessio		Top Kart / Parilla / Vega	13	12.374	0.250	55.139	14	104.9
15	111	Tony Kart Racing Team		Kasai, Takashi		Tony Kart / Vortex / Vega	13	13.219	0.845	55.158	15	104.8
16	118	LH Racing Team		Larsen, Kasper		LH / BMB / Vega	13	15.103	1.884	55.117	16	106.9
17	143	Forza Racing		Read, Josh		Intrepid / TM / Vega	13	15.463	0.360	55.540	17	103.7
18	116	RS-Motorsport		Krebs, Thomas S.		Maranello / TM / Vega	13	15.741	0.278	55.123	18	104.7
19	137	Daems Racing		Pereira, Dylan		Tony Kart / Vortex / Vega	13	17.553	1.812	55.322	19	105.8
20	169	Chiesa Corse		Vivacqua, Thiago		Zanardi / Parilla / Vega	13	18.063	0.510	55.000	20	105.9
21	157	RK Racing Team		Stüger, Florian		RK / BMB / Vega	13	19.670	1.607	55.614	21	
22	149	Maranello Kart		Schettino, Mario		Maranello / Maranello / Vega	12	1 Lap	1 Lap	58.006	22	105.0
23	64	Kosmic Racing Dept		Gromanová, Tereza		Kosmic / Vortex / Vega	6	7 Laps	6 Laps	56.473	23	
24	63	PF International Karting		Litchfield, Mark		Zanardi / Parilla / Vega	5	8 Laps	1 Lap	56.218	24	106.7
25	158	Millennium Motorsport		Sutton, David		Intrepid / TM / Vega	5	8 Laps	37.017	57.116	25	
26	131	Ward Racing		Nilsson, Hannes		Tony Kart / Vortex / Vega	3	10 Laps	2 Laps	58.577	26	
27	96	Millennium Motorsport		Hamilton, Alexander		Intrepid / TM / Vega	1	12 Laps	2 Laps	59.453	27	

Not Classified

	156	ADAC Motorsport		Speck, Lucas		Mach 1 / TM / Vega		DNS			29	
--	-----	-----------------	--	--------------	--	--------------------	--	-----	--	--	----	--

Start Time : 21/07/2012 - 15:56:25

Best Lap : No.51 Leclerc, Charles

54.867 90.67 Kph

Weather : Slightly cloudy Air : 18°C Track : Dry

Event Record : No.85 Fioravanti, Damiano

54.584 91.14 Kph

PF INT'L (GBR) - 19/07/2012 - 22/07/2012





PF Int'l | 19 - 22.07.2012

CIK-FIA European KF2 Championship (Rd2)

KF2



KF2

Qualifying Heat B-C

Lap Chart

For information purposes. No official / regulatory value

	1	2	3	4	5	6	7	8	9	10	11	12	13	14	15	16	17	18	19	20	21	22	23	24	25	26	27	28
Grid	51	63	96	61	54	133	124	70	169	76	118	158	159	147	104	137	119	172	157	143	156	111	64	148	131	95	116	149
Start	51	63	96	61	54	133	124	70	76	169	158	147	118	159	137	104	119	172	143	111	148	157	64	131	95	116	149	
Lap 1 Interval	51	61 0.2	63 0.8	96 0.2	133 0.0	54 0.1	70 0.0	76 0.0	124 0.1	169 0.3	158 0.2	104 0.1	119 0.5	147 0.1	159 0.2	118 0.2	137 0.1	111 0.4	157 0.2	148 0.3	172 0.3	143 0.2	131 0.0	64 0.2	95 0.0	116 0.3	149 0.5	
Lap 2	61	51 0.4	63 0.7	133 1.2	54 0.0	76 0.3	70 0.2	124 0.1	104 0.7	119 0.2	159 0.3	147 0.2	148 0.7	157 0.3	172 0.1	118 0.2	111 0.3	137 0.1	143 0.3	95 0.1	158 0.1	64 0.2	116 0.1	131 0.1	149 0.4	169 4.1		
Lap 3	61	51 0.6	63 1.5	54 0.6	133 0.7	70 0.3	124 0.0	104 0.2	119 0.0	159 0.6	76 0.5	147 0.1	148 0.6	172 0.1	111 1.8	157 0.5	95 0.2	143 0.3	118 0.3	137 0.1	116 0.3	64 0.5	131 0.0	158 0.0	149 0.2	169 2.1		
Lap 4	61	51 0.5	63 2.0	54 0.0	133 1.1	124 0.6	104 0.2	119 0.3	70 0.3	76 0.2	147 0.1	159 0.2	172 0.6	148 0.2	111 1.5	95 0.4	157 0.2	143 0.6	137 0.3	118 0.3	116 0.3	158 1.1	149 1.4	169 0.7	64 1.9			
Lap 5	61	51 0.5	54 2.3	63 0.4	133 0.6	124 0.3	104 0.2	119 0.3	70 0.2	76 0.4	159 0.4	147 0.3	172 0.4	148 0.2	111 1.5	95 0.3	157 0.5	143 0.5	137 0.2	118 0.1	116 0.7	169 3.3	149 1.7	64 0.7	131 23.3			
Lap 6	61	51 0.6	54 2.1	133 1.3	124 0.4	104 0.1	119 0.2	70 0.2	76 0.3	159 0.2	147 1.9	172 0.2	148 0.2	111 1.3	95 0.1	157 0.5	143 0.3	118 1.0	116 0.6	137 0.4	169 2.0	64 3.6	149 0.6					
Lap 7	61	51 0.4	54 2.1	133 1.8	104 0.5	124 0.1	70 0.1	159 0.4	119 1.0	76 0.1	147 1.0	172 0.3	148 0.0	95 1.9	157 0.4	111 0.0	143 0.2	118 0.7	116 0.6	137 0.2	169 1.7	149 7.3						
Lap 8	61	51 0.6	54 1.8	133 2.6	104 0.1	70 0.1	124 0.3	159 0.1	119 1.0	76 0.3	147 1.2	172 0.9	148 0.3	95 1.0	111 0.6	143 0.3	157 0.0	118 0.4	116 0.4	137 0.3	169 1.5	149 10.6						
Lap 9	61	51 0.4	54 1.8	70 3.0	133 0.4	159 0.4	104 0.2	124 0.3	119 0.3	76 0.2	147 1.2	172 1.1	148 0.2	95 0.9	111 0.5	143 1.0	118 0.8	157 0.3	116 0.2	137 0.2	169 0.4	149 14.0						
Lap 10	61	51 0.3	54 1.8	70 3.2	133 0.6	159 0.1	104 0.3	124 0.4	119 0.1	76 0.4	147 1.6	172 1.0	148 0.1	95 1.0	111 0.5	143 1.2	118 0.5	116 0.8	137 0.8	157 0.1	169 0.6	149 16.0						
Lap 11	61	51 0.4	54 1.7	70 3.4	133 1.7	104 0.2	119 0.5	76 0.1	124 0.3	159 1.6	147 0.1	172 0.6	148 0.2	95 0.3	111 0.6	143 1.5	118 0.1	116 1.0	137 1.2	169 1.4	157 0.3	149 18.3						
Lap 12	61	51 0.3	54 1.7	70 3.7	104 2.2	133 0.2	76 0.3	119 0.5	124 0.0	159 1.0	147 0.3	172 0.6	148 0.4	95 0.3	111 0.4	118 1.9	143 0.3	116 0.6	137 1.6	169 0.8	157 0.9	149 21.8						
Lap 13	61	51 0.2	54 2.1	70 3.5	104 2.3	133 0.4	76 0.3	119 1.5	124 0.3	159 0.0	147 0.2	172 0.5	148 0.1	95 0.2	111 0.8	118 1.8	143 0.3	116 0.2	137 1.8	169 0.5	157 1.6							





PF Int'l | 19 - 22.07.2012

CIK-FIA European KF2 Championship (Rd2)



KF2



KF2

Qualifying Heat B-C

Lap Time Analysis

For information purposes. No official / regulatory value

Laps	Sector 1	Spd 1	Sector 2	Sector 3	Spd 2	Lap Time
No.51 Leclerc, Charles						
1	21.094	115.9	18.461	18.681	115.4	58.236
2	20.534	115.8	18.319	18.307	118.4	57.160
3	20.048	116.7	17.824	18.137	116.6	56.009
4	19.997	116.9	17.710	18.024	117.7	55.731
5	19.964	116.7	17.617	18.006	117.5	55.587
6	19.994	117.2	17.475	17.941	117.9	55.410
7	19.966	116.8	17.481	17.860	117.9	55.307
8	19.963	116.9	17.457	17.900	117.7	55.320
9	19.901	116.9	17.367	17.831	118.1	55.099
10	19.786	117.2	17.308	17.805	118.1	54.899
11	19.747	117.3	17.377	17.904	118.0	55.028
12	19.771	117.0	17.319	17.777	118.1	54.867
13	19.853	117.1	17.221	17.827	117.8	54.901

Laps	Sector 1	Spd 1	Sector 2	Sector 3	Spd 2	Lap Time
No.54 Camponeschi, Flavio						
1	21.794	115.5	18.944	18.761	114.9	59.499
2	20.775	116.8	18.554	18.314	117.7	57.643
3	20.240	115.7	17.739	18.153	116.1	56.132
4	19.904	115.9	17.619	18.093	117.2	55.616
5	20.215	116.3	17.555	18.036	115.6	55.806
6	19.960	116.0	17.338	17.961	116.5	55.259
7	19.909	116.2	17.383	17.982	115.8	55.274
8	19.901	116.2	17.250	17.894	116.3	55.045
9	19.880	116.4	17.301	17.883	116.1	55.064
10	19.835	116.3	17.167	17.930	116.2	54.932
11	19.872	116.2	17.182	17.864	116.5	54.918
12	19.803	116.1	17.192	17.904	116.5	54.899
13	19.981	113.7	17.449	17.829	116.5	55.259

Laps	Sector 1	Spd 1	Sector 2	Sector 3	Spd 2	Lap Time
No.61 Joyner, Tom						
1	21.211	116.0	18.542	18.518	116.8	58.271
2	20.332	116.0	18.000	18.141	115.7	56.473
3	20.046	116.2	17.647	18.119	116.8	55.812
4	20.084	115.7	17.700	17.983	116.5	55.767
5	20.026	116.1	17.577	17.997	117.1	55.600
6	19.955	115.9	17.465	17.908	116.7	55.328
7	20.017	116.3	17.550	17.913	117.0	55.480
8	19.900	116.0	17.435	17.835	117.0	55.170
9	19.953	116.4	17.374	17.930	116.7	55.257
10	19.845	116.1	17.321	17.823	116.8	54.989
11	19.849	116.5	17.280	17.838	117.4	54.967
12	19.826	115.8	17.286	17.802	116.9	54.914
13	19.797	116.0	17.328	17.883	116.9	55.008

Laps	Sector 1	Spd 1	Sector 2	Sector 3	Spd 2	Lap Time
No.63 Litchfield, Mark						
1	21.890	116.4	18.396	18.960	116.5	59.246
2	20.352	115.5	18.014	18.471	116.8	56.837
3	20.368	116.6	17.953	18.453	114.9	56.774
4	20.179	116.2	17.821	18.218	115.4	56.218
5	20.571	116.1	17.669	18.102	116.4	56.342

Laps	Sector 1	Spd 1	Sector 2	Sector 3	Spd 2	Lap Time
No.64 Gromanová, Tereza						
1	24.240	108.5	19.287	18.905	116.5	1:02.432
2	20.761	114.9	19.086	18.754	116.5	58.601
3	20.666	115.5	18.800	19.328	113.9	58.794
4	24.183	115.4	18.510	18.608	114.0	1:01.301
5	20.316	115.9	17.931	18.226	115.5	56.473
6	20.422	116.3	18.022	18.168	115.0	56.612

Laps	Sector 1	Spd 1	Sector 2	Sector 3	Spd 2	Lap Time
No.70 Speedy, (A. Fuoco)						
1	21.889	115.8	18.363	19.000	114.3	59.252
2	21.127	116.1	18.779	18.254	116.9	58.160
3	20.373	116.3	18.058	18.312	114.9	56.743
4	20.165	116.5	19.030	18.070	116.5	57.265
5	19.931	116.5	17.457	18.011	116.9	55.399
6	19.931	116.6	17.511	17.894	117.2	55.336
7	19.999	116.4	17.575	17.974	117.4	55.548
8	19.880	116.5	17.417	17.861	117.2	55.158
9	20.157	116.4	17.319	17.814	115.7	55.290
10	19.921	116.0	17.306	17.877	115.4	55.104
11	19.970	116.2	17.246	17.906	115.6	55.122
12	20.094	116.0	17.237	17.848	115.9	55.179
13	19.955	116.0	17.244	17.885	115.0	55.084

Laps	Sector 1	Spd 1	Sector 2	Sector 3	Spd 2	Lap Time
No.76 Compere, Victor						
1	22.020	116.9	18.600	18.547	117.4	59.167
2	20.815	116.5	18.771	18.298	117.1	57.884
3	20.286	116.9	19.907	18.256	116.8	58.449
4	20.063	116.5	17.943	18.022	117.5	56.028
5	20.000	116.8	17.521	18.050	116.8	55.571
6	19.904	117.1	17.367	17.961	117.0	55.232
7	20.579	117.0	18.234	18.102	117.3	56.915
8	20.032	117.4	17.470	17.873	117.2	55.375
9	19.957	117.3	17.513	17.956	117.5	55.426
10	19.860	117.1	17.445	17.976	116.8	55.281
11	19.870	117.2	17.788	17.876	117.5	55.534
12	19.885	116.9	17.526	17.975	116.5	55.386
13	19.987	115.9	17.568	17.889	117.4	55.444

Laps	Sector 1	Spd 1	Sector 2	Sector 3	Spd 2	Lap Time
No.95 Guazzaroni, Alessio						
1	24.359	111.5	19.176	18.854	116.4	1:02.389
2	20.854	114.5	18.611	18.692	116.8	58.157
3	20.252	115.7	18.635	18.596	116.6	57.483
4	20.090	115.8	17.656	18.105	116.4	55.851
5	20.133	116.1	17.441	18.039	116.5	55.613
6	20.125	115.7	17.753	18.107	116.9	55.985
7	20.307	116.0	17.833	18.085	116.2	56.225
8	20.098	115.7	17.428	18.108	116.1	55.634
9	20.076	115.8	17.303	17.976	116.4	55.355
10	20.048	115.7	17.444	18.006	116.4	55.498
11	19.975	115.5	17.284	17.880	116.8	55.139
12	20.004	116.0	17.357	18.013	116.6	55.374





PF Int'l | 19 - 22.07.2012

CIK-FIA European KF2 Championship (Rd2)



KF2



KF2

Qualifying Heat B-C

Lap Time Analysis

For information purposes. No official / regulatory value

Laps	Sector 1	Spd 1	Sector 2	Sector 3	Spd 2	Lap Time
13	19.969	115.9	17.309	17.941	117.0	55.219
No.96 Hamilton, Alexander						
1	21.226	114.1	18.534	19.693	115.4	59.453
No.104 Hoque, Zubair						
1	22.478	109.6	18.883	18.281	116.2	59.642
2	20.554	114.5	19.406	18.208	115.5	58.168
3	20.202	115.1	17.611	18.221	116.3	56.034
4	20.132	116.2	18.127	18.044	116.1	56.303
5	19.955	115.4	17.526	17.977	116.1	55.458
6	19.920	115.6	17.504	18.068	116.5	55.492
7	20.049	115.7	17.588	18.056	115.7	55.693
8	19.883	115.4	17.473	18.006	116.8	55.362
9	20.557	115.7	18.100	17.838	116.5	56.495
10	19.862	115.7	17.357	17.941	116.2	55.160
11	19.937	115.2	18.023	17.962	116.2	55.922
12	19.922	116.0	17.631	17.935	115.7	55.488
13	19.944	116.2	17.400	17.904	115.6	55.248
No.111 Kasai, Takashi						
1	23.634	111.7	18.912	18.572	115.4	1:01.118
2	20.415	114.9	20.061	18.626	114.2	59.102
3	20.388	116.2	18.631	18.298	113.8	57.317
4	20.267	115.3	17.748	18.143	115.2	56.158
5	20.183	115.3	17.564	17.976	114.6	55.723
6	20.337	115.5	17.677	18.230	115.4	56.244
7	20.265	115.8	18.422	18.128	117.2	56.815
8	20.182	115.9	17.574	18.011	114.9	55.767
9	20.077	116.0	17.349	17.898	115.6	55.324
10	20.066	116.2	17.501	17.856	115.4	55.423
11	20.022	116.2	17.371	17.900	114.7	55.293
12	20.137	115.9	17.209	17.812	116.2	55.158
13	20.192	115.9	17.504	17.914	116.0	55.610
No.116 Krebs, Thomas S.						
1	24.535	109.4	19.060	19.114	116.7	1:02.709
2	20.583	105.2	18.949	18.736	117.1	58.268
3	20.677	116.3	18.466	19.039	116.7	58.182
4	20.235	116.9	18.073	18.232	117.0	56.540
5	20.147	117.0	17.614	18.204	116.8	55.965
6	20.283	116.3	17.861	18.159	116.7	56.303
7	20.204	116.5	17.541	18.046	116.6	55.791
8	19.907	116.8	17.452	18.030	116.8	55.389
9	20.204	117.1	18.185	18.075	117.2	56.464
10	20.084	115.3	17.637	17.985	116.8	55.706
11	19.975	116.9	17.449	17.968	116.9	55.392
12	20.044	116.5	17.386	17.963	116.9	55.393
13	19.943	116.4	17.329	17.851	116.9	55.123
No.118 Larsen, Kasper						
1	23.778	117.4	18.712	18.453	118.2	1:00.943

Laps	Sector 1	Spd 1	Sector 2	Sector 3	Spd 2	Lap Time
2	20.537	114.7	20.400	18.442	116.8	59.379
3	20.580	117.1	18.953	19.574	117.5	59.107
4	20.381	116.5	18.263	18.040	116.9	56.684
5	20.082	116.8	17.610	17.910	117.1	55.602
6	20.754	116.5	17.573	18.017	117.0	56.344
7	20.174	116.1	17.570	18.114	117.0	55.858
8	19.997	116.2	17.601	17.990	117.0	55.588
9	20.148	116.5	18.200	18.000	117.0	56.348
10	20.012	116.4	17.517	17.887	117.4	55.416
11	19.923	115.7	17.322	17.872	117.7	55.117
12	19.969	117.5	17.531	17.932	117.2	55.432
13	19.988	116.6	17.563	17.982	117.1	55.533
No.119 Lavelli, Kevin						
1	22.720	114.8	18.877	18.482	115.3	1:00.079
2	20.333	116.1	19.403	18.190	116.4	57.926
3	20.096	116.5	17.825	17.924	116.9	55.845
4	20.304	116.4	18.351	17.944	116.5	56.599
5	19.940	116.2	17.596	17.934	116.3	55.470
6	19.991	116.4	17.501	17.888	116.4	55.380
7	20.685	116.3	18.575	18.059	116.3	57.319
8	19.945	116.3	17.330	17.893	116.5	55.168
9	19.916	116.2	17.517	18.048	116.7	55.481
10	19.901	116.6	17.383	17.818	116.8	55.102
11	19.954	116.4	18.043	17.843	116.7	55.840
12	19.856	116.3	17.953	18.321	113.3	56.130
13	20.595	116.3	17.842	17.941	116.1	56.378
No.124 Mäntylä, Ville						
1	22.280	109.0	18.624	18.527	117.4	59.431
2	21.035	116.2	18.828	18.303	117.5	58.166
3	20.292	110.1	18.096	18.221	115.7	56.609
4	20.221	116.5	17.938	18.096	117.5	56.255
5	19.971	116.6	17.523	17.970	117.5	55.464
6	19.994	116.9	17.538	18.065	117.3	55.597
7	20.069	116.9	17.985	17.985	117.5	56.039
8	19.916	116.9	17.773	17.956	117.7	55.645
9	20.365	112.6	17.993	18.003	117.5	56.361
10	19.963	116.6	17.412	17.930	117.4	55.305
11	19.902	116.7	18.543	18.021	117.5	56.466
12	19.918	116.9	17.553	18.198	114.0	55.669
13	20.733	116.6	17.924	18.058	117.3	56.715
No.131 Nilsson, Hannes						
1	24.083	109.3	19.103	18.950	117.2	1:02.136
2	21.116	116.8	19.229	18.719	118.0	59.064
3	20.644	106.5	18.687	19.246	116.8	58.577
No.133 Nylund, Niclas						
1	21.828	116.4	18.434	18.935	116.9	59.197
2	20.881	115.4	18.419	18.436	116.2	57.736
3	20.879	116.6	17.932	18.166	116.7	56.977





PF Int'l | 19 - 22.07.2012

CIK-FIA European KF2 Championship (Rd2)



KF2



KF2

Qualifying Heat B-C

Lap Time Analysis

For information purposes. No official / regulatory value

Laps	Sector 1	Spd 1	Sector 2	Sector 3	Spd 2	Lap Time
4	20.169	115.9	17.737	18.098	116.2	56.004
5	20.111	115.8	17.596	18.024	115.7	55.731
6	20.020	116.0	17.523	17.983	116.0	55.526
7	20.147	115.9	17.555	18.015	115.8	55.717
8	20.203	115.9	17.564	18.085	115.4	55.852
9	20.178	116.0	17.843	17.912	116.5	55.933
10	19.979	115.9	17.449	17.900	116.3	55.328
11	20.373	116.3	17.902	17.926	115.6	56.201
12	20.100	115.5	17.964	17.923	117.2	55.987
13	20.042	116.5	17.427	17.914	117.1	55.383

No.137 Pereira, Dylan

1	23.341	113.8	19.200	18.444	116.6	1:00.985
2	20.463	115.5	20.545	18.625	117.1	59.633
3	20.341	115.9	19.379	19.091	117.3	58.811
4	20.353	116.3	17.779	18.130	116.8	56.262
5	20.121	116.3	17.516	18.124	116.8	55.761
6	21.277	115.3	18.144	18.153	116.1	57.574
7	20.053	116.3	17.565	17.983	117.1	55.601
8	20.021	115.9	17.424	18.040	116.9	55.485
9	19.949	116.3	18.231	18.202	116.9	56.382
10	20.039	116.5	17.800	18.442	116.1	56.281
11	20.109	116.1	17.714	17.967	116.0	55.790
12	20.217	116.0	17.484	18.092	115.6	55.793
13	19.966	115.9	17.377	17.979	116.4	55.322

No.143 Read, Josh

1	23.852	113.9	19.356	19.213	115.9	1:02.421
2	20.558	114.1	19.014	18.778	115.9	58.350
3	20.341	114.7	18.916	18.728	116.0	57.985
4	20.249	115.4	17.948	18.204	116.0	56.401
5	20.053	115.3	17.571	18.163	115.8	55.787
6	20.057	115.6	17.591	18.094	116.2	55.742
7	20.211	115.6	17.703	18.199	116.4	56.113
8	20.146	115.7	17.674	18.080	114.9	55.900
9	20.210	115.5	17.733	18.042	115.9	55.985
10	20.187	115.6	17.407	18.065	115.9	55.659
11	20.009	115.5	17.427	18.135	116.0	55.571
12	19.935	115.6	17.957	18.033	116.2	55.925
13	19.969	115.6	17.533	18.038	116.2	55.540

No.147 Santilli, Alessio

1	22.559	115.0	19.380	18.481	116.1	1:00.420
2	20.599	114.9	19.413	18.391	115.6	58.403
3	20.221	116.0	18.050	18.289	115.8	56.560
4	20.143	115.9	17.859	18.069	116.0	56.071
5	20.590	115.9	17.564	18.021	115.5	56.175
6	20.699	112.6	17.785	18.105	115.3	56.589
7	20.184	115.5	17.511	18.104	115.4	55.799
8	20.106	115.7	17.387	18.144	114.4	55.637
9	20.092	115.6	17.339	17.996	115.1	55.427
10	20.169	115.3	17.434	18.016	115.3	55.619

Laps	Sector 1	Spd 1	Sector 2	Sector 3	Spd 2	Lap Time
11	20.207	115.4	17.533	18.316	115.9	56.056
12	20.015	115.6	17.277	17.956	115.6	55.248
13	20.069	115.7	17.511	18.042	112.7	55.622

No.148 Savona, Federico

1	23.828	115.1	18.936	18.835	115.7	1:01.599
2	20.402	115.4	18.732	18.346	114.7	57.480
3	20.299	114.9	17.883	18.231	115.4	56.413
4	20.642	115.5	17.749	18.174	115.4	56.565
5	20.125	115.6	17.520	18.080	116.0	55.725
6	20.165	115.6	18.090	18.205	115.7	56.460
7	20.065	115.4	17.557	18.054	116.3	55.676
8	20.152	115.3	17.518	18.875	115.7	56.545
9	20.045	115.8	17.497	17.929	116.0	55.471
10	20.036	115.5	17.355	18.006	116.2	55.397
11	20.120	115.5	17.554	18.139	115.6	55.813
12	20.128	115.6	17.354	17.898	115.4	55.380
13	20.056	115.5	17.328	17.953	115.9	55.337

No.149 Schettino, Mario

1	24.785	110.4	19.071	19.342	114.3	1:03.198
2	21.002	113.7	18.504	18.886	114.8	58.392
3	20.815	114.6	18.669	18.933	114.6	58.417
4	21.346	113.7	18.375	18.615	115.0	58.336
5	21.167	114.7	18.170	19.002	114.6	58.339
6	21.085	113.4	18.336	18.585	115.0	58.006
7	21.108	112.7	18.492	18.785	114.2	58.385
8	21.338	114.1	18.252	18.992	114.3	58.582
9	21.587	113.3	18.138	18.952	113.9	58.677
10	21.575	113.6	18.128	18.881	114.2	58.584
11	21.718	112.1	18.111	19.298	112.3	59.127
12	22.081	113.7	17.999	19.266	113.1	59.346

No.157 Stüger, Florian

1	23.563	115.0	19.044	18.680	115.5	1:01.287
2	20.510	115.0	19.188	18.420	115.3	58.118
3	21.237	114.8	18.814	18.501	116.4	58.552
4	20.187	116.1	17.988	18.198	116.7	56.373
5	20.122	115.5	17.572	18.194	116.1	55.888
6	20.161	115.8	17.728	18.057	116.6	55.946
7	20.103	115.0	17.870	18.151	116.7	56.124
8	20.138	115.8	17.484	18.609	109.9	56.231
9	20.457	115.4	18.513	18.167	115.9	57.137
10	20.297	115.1	18.448	18.127	116.3	56.872
11	20.180	115.0	18.600	18.624	115.0	57.404
12	20.078	114.5	17.748	18.029	115.2	55.855
13	20.080	114.3	17.367	18.167	115.4	55.614

No.158 Sutton, David

1	22.430	113.9	18.913	18.383	116.4	59.726
2	20.590	111.6	22.561	18.655	116.3	1:01.806
3	21.176	111.6	18.716	19.200	115.1	59.092





PF Int'l | 19 - 22.07.2012

CIK-FIA European KF2 Championship (Rd2)

KF2



KF2

Qualifying Heat B-C

Lap Time Analysis

For information purposes. No official / regulatory value

Laps	Sector 1	Spd 1	Sector 2	Sector 3	Spd 2	Lap Time
4	21.243	116.0	17.772	18.101	116.6	57.116
5	20.096	116.2	17.668	46.116	100.9	1:23.880

No.159 Tang, Andrew

1	22.997	114.2	19.058	18.513	118.6	1:00.568
2	20.514	116.0	19.106	18.309	118.5	57.929
3	20.093	116.7	18.040	18.019	118.3	56.152
4	19.938	116.8	18.858	18.150	118.6	56.946
5	20.106	116.9	17.548	17.916	118.5	55.570
6	19.814	117.3	17.431	17.800	118.8	55.045
7	20.124	117.6	17.537	17.825	118.8	55.486
8	19.771	117.7	17.481	17.920	118.8	55.172
9	20.109	117.5	17.671	17.825	118.4	55.605
10	19.852	117.7	17.329	17.842	118.7	55.023
11	20.066	117.3	20.549	18.414	117.7	59.029
12	19.905	117.7	17.345	17.791	118.4	55.041
13	19.878	117.4	17.820	18.019	117.9	55.717

No.169 Vivacqua, Thiago

1	22.485	116.2	18.597	18.491	117.5	59.573
2	20.791	109.3	27.765	18.665	116.8	1:07.221
3	20.188	117.4	17.956	18.233	117.6	56.377
4	20.970	116.8	17.756	18.174	118.4	56.900
5	20.187	116.8	17.662	18.069	117.4	55.918
6	19.922	117.7	17.550	17.993	118.0	55.465
7	19.888	116.2	17.521	17.905	117.2	55.314
8	19.955	118.1	17.422	17.913	117.5	55.290
9	19.885	115.9	17.401	17.954	118.2	55.240
10	19.816	118.1	18.559	18.253	116.7	56.628
11	19.842	116.8	18.138	18.479	118.1	56.459
12	19.832	115.8	17.409	17.929	117.6	55.170
13	19.835	117.4	17.325	17.840	118.0	55.000

No.172 Walilko, Igor

1	24.406	115.8	19.073	18.747	116.6	1:02.226
2	20.503	115.9	18.697	18.401	116.4	57.601
3	20.200	116.3	17.680	18.183	116.9	56.063
4	20.363	116.0	17.734	18.096	116.5	56.193
5	20.116	116.2	17.580	18.033	116.8	55.729
6	20.185	116.5	18.145	18.112	117.2	56.442
7	20.039	115.9	17.702	18.101	116.5	55.842
8	20.119	116.2	17.762	18.422	116.3	56.303
9	20.056	116.9	17.422	18.083	116.0	55.561
10	19.987	115.6	17.513	18.039	116.5	55.539
11	20.050	116.2	17.584	18.003	116.2	55.637
12	19.930	115.1	17.406	17.905	116.4	55.241
13	20.003	116.2	17.519	18.048	116.7	55.570





PF Int'l | 19 - 22.07.2012

CIK-FIA European KF2 Championship (Rd2)



FIA
CIK KARTING
EUROPEAN
CHAMPIONSHIP

KF2

Qualifying Heat B-C


Starting Grid

Document 36

Subject to scrutineering & sporting investigations

116	Krebs, Thomas S. Maranello / TM / Vega		14	149	Schettino, Mario Maranello / Maranello / Vega	
131	Nilsson, Hannes Tony Kart / Vortex / Vega		13	95	Guazzaroni, Alessio Top Kart / Parilla / Vega	
64	Gromanová, Tereza Kosmic / Vortex / Vega		12	148	Savona, Federico Top Kart / Parilla / Vega	
156	Speck, Lucas Mach 1 / TM / Vega		11	111	Kasai, Takashi Tony Kart / Vortex / Vega	
157	Stüger, Florian RK / BMB / Vega		10	143	Read, Josh Intrepid / TM / Vega	
119	Lavelli, Kevin Top Kart / Parilla / Vega		9	172	Walilko, Igor Tony Kart / Vortex / Vega	
104	Hoque, Zubair FA Kart / Vortex / Vega		8	137	Pereira, Dylan Tony Kart / Vortex / Vega	
159	Tang, Andrew Kosmic / TM / Vega		7	147	Santilli, Alessio Top Kart / Parilla / Vega	
118	Larsen, Kasper LH / BMB / Vega		6	158	Sutton, David Intrepid / TM / Vega	
169	Vivacqua, Thiago Zanardi / Parilla / Vega		5	76	Compere, Victor Kosmic / Vortex / Vega	
124	Mäntylä, Ville Energy / Parilla / Vega		4	70	Speedy, (A. Fuoco) Tony Kart / Vortex / Vega	
54	Camponeschi, Flavio Tony Kart / Vortex / Vega		3	133	Nylund, Niclas ART GP / Parilla / Vega	
96	Hamilton, Alexander Intrepid / TM / Vega		2	61	Joyner, Tom LH / BMB / Vega	
51	Leclerc, Charles ART GP / Parilla / Vega		1	63	Litchfield, Mark Zanardi / Parilla / Vega	

POLE POSITION



Start : 21/07/2012 - 15:55 13 Laps = 17.966 Km

PF INT'L (GBR) - 19/07/2012 - 22/07/2012

CIK-FIA

Page 1 / 1

Apex Timing





PF Int'l | 19 - 22.07.2012

CIK-FIA European KF2 Championship (Rd2)



KF2



KF2

Qualifying Heat D-E

Document 53

Results

Subject to scrutineering & sporting investigations

Rnk	No.	Entrant	Nat	Driver	Nat	Equipment	Laps	Gap	Interv.	Best Lap	Points	dB
1	144	Energy Corse	ITA	Romanov, Vasiliy	RUS	Energy / Parilla / Vega	13			54.951	0	105.6
2	59	Formula K	ITA	Hubert, Anthoine	FRA	FK / TM / Vega	13	0.709	0.709	54.965	2	
3	154	Energy North Europe	FIN	Snell, Sam	GBR	Energy / Parilla / Vega	13	1.026	0.317	54.919	3	106.8
4	97	Maranello Kart	ITA	Hansen, Andreas Sebastian	DNK	Maranello / Maranello / Vega	13	2.902	1.876	55.089	4	105.7
5	81	Millennium Motorsport	GBR	Di Folco, Alberto	ITA	Tony Kart / TM / Vega	13	3.309	0.407	55.211	5	104.2
6	79	Bruneau, Olivier	FRA	Deguffroy, Remy	FRA	Tony Kart / Vortex / Vega	13	4.849	1.540	55.206	6	105.3
7	166	CRG SpA	ITA	Varley, Luke	GBR	LH / BMB / Vega	13	5.592	0.743	54.949	7	105.7
8	65	Keijzer Racing	ITA	Graham, Matthew	GBR	Zanardi / Parilla / Vega	13	7.548	1.956	55.185	8	105.5
9	57	Energy North Europe	FIN	Tiihonen, Niklas	FIN	Energy / Parilla / Vega	13	9.078	1.530	54.904	9	106.2
10	132	Mach 1 Motorsport	GER	Norris, John	IRL	Mach 1 / TM / Vega	13	12.418	3.340	55.277	10	105.7
11	120	Tony Kart Racing Team	ITA	Ling, Kang	CHN	Tony Kart / Vortex / Vega	13	12.724	0.306	55.623	11	
12	128	Bruneau, Olivier	FRA	Moineault, Valentin	FRA	Tony Kart / Vortex / Vega	13	12.792	0.068	55.158	12	
13	87	Kosmic Racing Dept	FRA	Fukuzumi, Nirei	JPN	Kosmic / Vortex / Vega	13	12.927	0.135	54.870	13	106.0
14	67	PDB Racing Team	NLD	Affolter, Joel	NLD	Gillard / Parilla / Vega	13	14.391	1.464	55.104	14	106.3
15	78	Praga Kart Racing	CZE	Dabski, Karol	POL	Praga / Parilla / Vega	13	14.745	0.354	55.279	15	
16	140	Petit, Daniel	FRA	Petit, Hubert	POL	Sodi / Parilla / Vega	13	15.899	1.154	55.571	16	105.5
17	93	GP Racing	ITA	Gonzales, Nicolas	FRA	GP / TM / Vega	13	16.722	0.823	55.384	17	105.3
18	98	Ward Racing	SWE	Hansson, Robin L.	SWE	Tony Kart / Vortex / Vega	13	17.083	0.361	55.217	18	
19	112	Tony Kart Racing Team	ITA	Kiyohara, Ryota	JPN	Tony Kart / Vortex / Vega	13	17.605	0.522	55.169	19	
20	56	Birel Motorsport	ITA	Basz, Karol	POL	Birel / BMB / Vega	13	17.929	0.324	55.099	20	
21	170	RK Racing Team	AUT	Waldherr, Michael	GER	RK / BMB / Vega	13	18.278	0.349	55.264	21	105.5
22	123	Scuderia PCR Srl	ITA	Maestranzi, Marco	ITA	PCR / Parilla / Vega	13	18.757	0.479	55.483	22	105.0
23	108	Ward Racing	SWE	Jalkanen, Mattias	SWE	Tony Kart / Vortex / Vega	13	19.388	0.631	55.856	23	105.3
24	114	OK Kart V ACR	CZE	Kocka, Ondrej	CZE	Maranello / BMB / Vega	13	20.280	0.892	55.701	24	106.1
25	171	RS-Motorsport	DEU	Zimmermann, Tim	DEU	Maranello / TM / Vega	13	22.715	2.435	56.018	25	105.0
26	74	ADAC Motorsport	DEU	Brunner, Lisa Christin	DEU	Mach 1 / TM / Vega	13	35.354	12.639	56.538	26	103.6
27	94	BRM Racing	ITA	Grob, Dennis	CHE	BRM / TM / Vega	4	9 Laps	9 Laps	57.200	27	

Not Classified

	77	Maranello Kart	ITA	Cucco, Stefano	ITA	Maranello / BMB / Vega		DNS			29	
--	----	----------------	-----	-----------------------	-----	------------------------	--	------------	--	--	-----------	--

Start Time : 21/07/2012 - 15:36:14

Best Lap : No.87 Fukuzumi, Nirei 54.870 90.67 Kph

Weather : Slightly cloudy Air : 18°C Track : Dry

Event Record : No.85 Fioravanti, Damiano 54.584 91.14 Kph

PF INT'L (GBR) - 19/07/2012 - 22/07/2012

CIK-FIA

Apex Timing





PF Int'l | 19 - 22.07.2012

CIK-FIA European KF2 Championship (Rd2)

KF2



KF2

Qualifying Heat D-E

Lap Chart

For information purposes. No official / regulatory value

	1	2	3	4	5	6	7	8	9	10	11	12	13	14	15	16	17	18	19	20	21	22	23	24	25	26	27	28
Grid	65	59	154	144	81	140	97	57	78	56	79	166	120	171	108	170	98	132	87	128	67	112	114	93	94	123	77	74
Start	65	59	154	144	140	81	97	78	57	79	56	166	120	171	108	98	87	170	67	132	114	128	94	74	112	93	123	
Lap 1 Interval	154	59 0.4	81 0.2	65 0.4	144 0.0	140 0.2	97 0.0	79 0.3	166 0.3	57 0.6	78 0.1	120 0.0	56 0.0	171 0.1	170 0.1	98 0.2	94 0.8	108 0.0	87 0.0	132 0.8	74 0.0	93 0.0	123 0.1	112 0.4	67 0.1	114 0.2	128 0.1	
Lap 2	154	81 0.4	59 0.5	144 0.3	140 0.3	97 0.1	79 0.1	65 0.2	57 0.2	166 0.2	78 0.2	120 0.1	171 2.6	94 0.2	87 0.0	98 0.3	108 0.2	132 0.2	74 0.5	67 0.0	93 0.1	128 0.1	56 0.1	114 0.3	112 0.0	170 1.4	123 0.7	
Lap 3	154	81 0.3	59 0.3	144 0.1	97 2.0	79 1.1	78 0.5	120 0.2	166 0.8	140 0.3	65 0.0	57 0.1	94 0.2	98 0.2	87 0.0	171 0.7	132 0.0	67 0.0	128 0.5	108 0.0	93 0.4	56 0.1	114 0.7	112 0.2	170 0.1	123 2.1	74 7.7	
Lap 4	154	59 0.4	81 0.2	144 0.1	97 1.7	79 1.1	78 0.7	120 0.2	166 0.6	65 0.7	140 0.4	57 1.0	98 0.3	132 0.1	67 0.4	128 0.3	94 0.9	93 0.0	87 0.0	112 0.7	108 0.1	56 0.3	114 0.1	170 0.1	171 0.2	123 0.9	74 8.5	
Lap 5	154	59 0.1	144 0.3	81 0.5	97 1.3	79 1.1	120 1.4	78 0.0	166 0.1	65 0.5	140 0.8	57 0.7	132 0.4	67 0.7	98 0.2	128 0.0	87 0.8	93 0.5	112 0.1	56 0.6	108 0.5	170 0.2	171 0.7	114 0.4	123 0.0	74 9.3		
Lap 6	154	144 0.3	59 0.2	81 0.5	97 1.2	79 1.1	166 1.8	65 1.0	120 0.5	140 0.3	57 0.0	78 0.3	132 0.0	98 0.9	128 0.1	67 0.1	87 0.2	112 1.1	93 0.3	56 0.3	170 0.7	108 0.9	171 0.4	123 0.1	114 0.2	74 10.0		
Lap 7	144	59 0.2	154 0.3	81 0.5	97 0.9	79 1.2	166 1.9	65 0.9	120 1.3	57 0.1	140 0.2	78 0.6	132 0.0	128 0.2	98 0.4	87 0.1	67 0.2	112 0.6	56 0.5	93 0.3	170 0.2	108 1.7	123 0.3	171 0.8	114 0.2	74 10.4		
Lap 8	144	59 0.3	154 0.4	81 0.7	97 0.8	79 1.4	166 1.7	65 1.0	57 2.3	120 0.2	140 0.2	132 0.1	128 0.3	78 0.1	87 0.0	98 0.2	67 0.4	112 0.1	56 0.2	170 0.6	93 0.5	123 2.0	108 0.3	171 0.9	114 0.0	74 11.1		
Lap 9	144	59 0.3	154 0.5	81 1.0	97 0.4	79 1.5	166 1.5	65 1.1	57 2.3	120 0.7	132 0.4	140 0.2	128 0.2	78 0.2	87 0.7	67 0.1	112 0.1	56 0.2	98 0.1	170 0.3	93 0.3	123 1.9	108 0.5	171 1.1	114 0.2	74 12.0		
Lap 10	144	59 0.3	154 0.5	81 1.4	97 0.1	79 1.8	166 1.3	65 1.1	57 2.2	120 1.2	132 0.0	128 0.7	140 0.1	87 0.0	78 0.2	67 0.1	112 0.2	56 0.1	98 0.5	170 0.1	93 0.6	123 2.1	108 0.7	114 1.6	171 0.3	74 12.0		
Lap 11	144	59 0.1	154 0.4	97 1.8	81 0.2	79 1.5	166 1.1	65 1.4	57 2.0	132 1.9	120 0.4	128 0.1	87 0.6	67 1.5	78 0.4	112 0.3	170 0.1	140 0.0	56 0.2	98 0.1	93 0.0	123 1.1	108 1.0	114 1.5	171 0.5	74 12.5		
Lap 12	144	59 0.3	154 0.2	97 1.9	81 0.3	79 1.5	166 1.0	65 1.5	57 1.9	132 2.1	120 0.7	128 0.5	87 0.1	67 1.2	78 0.3	140 0.8	93 1.0	98 0.5	112 0.4	56 0.1	170 0.4	123 0.3	108 0.1	114 1.1	171 1.3	74 12.8		
Lap 13	144	59 0.7	154 0.3	97 1.8	81 0.4	79 1.5	166 0.7	65 1.9	57 1.5	132 3.3	120 0.3	128 0.0	87 0.1	67 1.4	78 0.3	140 1.1	93 0.8	98 0.3	112 0.5	56 0.3	170 0.3	123 0.4	108 0.6	114 0.8	171 2.4	74 12.6		





PF Int'l | 19 - 22.07.2012

CIK-FIA European KF2 Championship (Rd2)



KF2



KF2

Qualifying Heat D-E

Lap Time Analysis

For information purposes. No official / regulatory value

Laps	Sector 1	Spd 1	Sector 2	Sector 3	Spd 2	Lap Time
No.56 Basz, Karol						
1	22.822	112.4	18.958	19.002	116.2	1:00.782
2	20.825	116.5	22.532	18.742	117.3	1:02.099
3	21.024	116.5	18.256	18.296	117.3	57.576
4	20.255	116.6	19.096	19.549	117.0	58.900
5	20.128	116.8	17.811	18.071	116.9	56.010
6	20.026	116.6	17.697	18.153	116.9	55.876
7	19.934	116.5	17.714	17.996	116.7	55.644
8	19.906	116.9	17.497	18.046	117.3	55.449
9	19.929	117.0	17.939	18.294	117.1	56.162
10	19.879	117.0	17.360	17.860	117.3	55.099
11	20.052	117.1	18.469	19.211	116.8	57.732
12	20.942	116.6	18.564	18.069	117.2	57.575
13	19.914	117.1	17.581	17.983	116.8	55.478

Laps	Sector 1	Spd 1	Sector 2	Sector 3	Spd 2	Lap Time
No.57 Tiihonen, Niklas						
1	22.343	114.3	19.140	19.080	116.8	1:00.563
2	20.316	117.3	18.354	18.346	118.3	57.016
3	20.287	117.2	20.361	19.742	118.4	1:00.390
4	20.622	116.8	19.145	18.182	117.3	57.949
5	20.066	117.2	17.784	17.974	117.9	55.824
6	20.010	117.3	17.526	18.344	117.4	55.880
7	20.129	106.7	18.127	17.911	118.3	56.167
8	20.171	113.8	17.999	18.183	117.2	56.353
9	19.959	116.9	17.438	17.849	117.5	55.246
10	19.854	116.8	17.436	17.815	117.4	55.105
11	19.857	116.5	17.337	17.802	117.5	54.996
12	19.900	117.1	17.390	17.923	117.7	55.213
13	19.874	117.0	17.277	17.753	117.4	54.904

Laps	Sector 1	Spd 1	Sector 2	Sector 3	Spd 2	Lap Time
No.59 Hubert, Anthoine						
1	21.215	115.6	18.641	18.784	115.0	58.640
2	20.527	115.4	18.688	18.577	116.0	57.792
3	20.230	115.6	18.047	18.184	116.3	56.461
4	20.102	115.7	17.989	18.093	116.2	56.184
5	20.072	116.0	17.703	18.103	116.5	55.878
6	20.111	115.9	18.128	18.019	116.7	56.258
7	19.954	115.7	17.611	17.931	116.7	55.496
8	19.958	115.4	17.392	17.866	115.7	55.216
9	19.985	115.7	17.415	17.796	116.6	55.196
10	19.926	115.7	17.351	17.848	116.6	55.125
11	19.885	115.7	17.249	17.831	116.6	54.965
12	19.936	115.6	17.343	17.884	116.6	55.163
13	19.933	115.5	17.387	17.950	116.1	55.270

Laps	Sector 1	Spd 1	Sector 2	Sector 3	Spd 2	Lap Time
No.65 Graham, Matthew						
1	21.142	114.1	19.252	18.962	115.3	59.356
2	20.877	114.6	19.198	18.382	115.9	58.457
3	20.560	115.3	20.028	19.927	116.0	1:00.515
4	20.486	115.7	17.952	18.123	116.0	56.561
5	20.106	115.6	17.652	17.957	116.2	55.715

Laps	Sector 1	Spd 1	Sector 2	Sector 3	Spd 2	Lap Time
6	20.346	115.6	18.071	18.175	115.8	56.592
7	20.068	115.8	17.554	17.968	116.1	55.590
8	20.051	116.0	17.561	17.854	116.1	55.466
9	19.997	115.9	17.487	17.808	116.2	55.292
10	19.925	115.9	17.446	17.814	116.4	55.185
11	20.069	115.7	17.419	17.759	116.1	55.247
12	20.084	115.6	17.393	17.812	116.1	55.289
13	20.072	115.6	17.414	17.820	116.0	55.306

Laps	Sector 1	Spd 1	Sector 2	Sector 3	Spd 2	Lap Time
No.67 Affolter, Joel						
1	24.512	108.0	19.404	19.518	117.2	1:03.434
2	21.019	116.2	18.702	18.894	117.1	58.615
3	20.599	117.2	17.983	18.312	117.4	56.894
4	20.590	115.7	18.424	18.429	117.2	57.443
5	20.152	116.8	17.735	18.133	116.6	56.020
6	20.190	116.6	18.273	17.886	117.1	56.349
7	20.060	117.6	18.506	17.932	117.6	56.498
8	20.072	116.8	17.765	18.380	117.1	56.217
9	19.844	116.7	18.274	18.064	117.6	56.182
10	19.952	116.6	17.357	17.795	117.7	55.104
11	20.017	117.0	18.373	18.598	116.9	56.988
12	20.047	116.5	17.407	17.928	116.3	55.382
13	20.004	115.9	17.411	17.886	116.8	55.301

Laps	Sector 1	Spd 1	Sector 2	Sector 3	Spd 2	Lap Time
No.74 Brunner, Lisa Christin						
1	23.912	113.7	19.138	19.371	112.1	1:02.421
2	20.872	112.6	19.460	18.999	113.9	59.331
3	31.654	111.8	18.632	18.808	113.5	1:09.094
4	20.836	112.1	18.201	18.729	113.5	57.766
5	20.720	113.7	18.124	18.563	113.5	57.407
6	20.565	111.9	18.095	18.467	113.5	57.127
7	20.647	111.7	18.038	18.599	113.0	57.284
8	20.600	111.7	17.984	18.443	113.5	57.027
9	20.615	112.8	17.959	18.469	113.3	57.043
10	20.476	113.1	17.802	18.382	113.7	56.660
11	20.592	113.4	17.660	18.286	113.5	56.538
12	20.667	113.4	17.840	18.300	113.5	56.807
13	20.694	113.4	17.664	18.250	113.7	56.608

Laps	Sector 1	Spd 1	Sector 2	Sector 3	Spd 2	Lap Time
No.78 Dabski, Karol						
1	21.846	114.5	19.463	19.433	115.5	1:00.742
2	20.321	114.6	18.590	18.453	115.7	57.364
3	20.136	115.3	19.486	18.684	115.2	58.306
4	20.150	114.7	18.122	18.160	115.5	56.432
5	20.092	114.9	18.410	18.166	115.7	56.668
6	20.520	110.1	18.422	19.600	115.4	58.542
7	20.324	115.2	18.084	18.250	114.7	56.658
8	20.299	114.5	18.206	18.042	116.0	56.547
9	19.999	114.6	18.009	18.018	116.3	56.026
10	19.997	115.0	17.981	17.894	116.0	55.872
11	19.967	115.7	18.887	18.676	116.0	57.530
12	19.996	115.7	17.408	17.938	116.0	55.342





PF Int'l | 19 - 22.07.2012

CIK-FIA European KF2 Championship (Rd2)



KF2



KF2

Qualifying Heat D-E

Lap Time Analysis

For information purposes. No official / regulatory value

Laps	Sector 1	Spd 1	Sector 2	Sector 3	Spd 2	Lap Time
13	19.945	114.9	17.343	17.991	115.7	55.279
No.79 Deguffroy, Remy						
1	21.958	115.4	18.966	18.607	116.5	59.531
2	20.521	116.1	18.607	18.365	116.6	57.493
3	20.371	115.6	19.909	18.450	116.8	58.730
4	20.276	116.1	17.814	18.183	116.9	56.273
5	20.172	115.3	17.687	18.047	116.0	55.906
6	20.155	116.2	17.634	17.965	116.8	55.754
7	20.221	114.9	17.551	17.904	116.8	55.676
8	20.124	115.3	17.542	17.897	116.4	55.563
9	20.045	116.8	17.439	17.869	116.7	55.353
10	20.086	116.1	17.410	17.867	116.7	55.363
11	19.936	115.6	17.411	17.864	116.1	55.211
12	20.032	116.2	17.348	17.826	116.9	55.206
13	20.004	115.8	17.367	17.898	116.4	55.269
No.81 Di Folco, Alberto						
1	21.225	116.3	18.597	18.858	117.1	58.680
2	20.427	116.6	18.288	18.357	117.0	57.072
3	20.387	116.2	17.967	18.290	117.1	56.644
4	20.204	117.0	18.346	18.219	117.2	56.769
5	20.083	116.9	18.194	18.262	117.2	56.539
6	20.113	117.0	17.669	18.066	117.2	55.848
7	20.102	116.7	17.662	18.058	117.3	55.822
8	20.043	116.7	17.553	17.987	116.8	55.583
9	20.009	116.9	17.549	18.030	117.3	55.588
10	19.955	116.7	17.464	18.030	117.2	55.449
11	20.044	116.8	17.670	17.868	117.4	55.582
12	19.913	117.2	17.459	17.839	117.6	55.211
13	19.914	116.9	17.416	17.948	117.5	55.278
No.87 Fukuzumi, Nirei						
1	24.253	116.7	18.589	19.033	111.8	1:01.875
2	20.831	112.9	19.441	18.546	116.5	58.818
3	20.747	115.4	18.546	18.184	116.7	57.477
4	20.323	111.6	20.700	18.592	115.7	59.615
5	20.308	115.0	17.794	17.840	115.8	55.942
6	19.904	116.0	17.549	17.892	116.4	55.345
7	19.994	114.2	18.164	17.854	116.4	56.012
8	19.931	115.4	17.864	17.980	116.8	55.775
9	20.045	115.2	18.633	17.995	116.5	56.673
10	19.765	116.3	17.367	17.738	116.9	54.870
11	20.102	116.2	18.049	17.685	116.4	55.836
12	19.798	115.6	17.994	17.887	116.3	55.679
13	19.989	115.9	17.245	17.881	115.4	55.115
No.93 Gonzales, Nicolas						
1	24.207	104.0	19.349	18.761	115.3	1:02.317
2	20.949	113.6	19.737	18.724	116.1	59.410
3	20.642	115.6	18.754	18.344	116.2	57.740
4	20.276	115.1	18.831	18.616	116.8	57.723

Laps	Sector 1	Spd 1	Sector 2	Sector 3	Spd 2	Lap Time
5	20.354	116.0	18.005	18.170	115.4	56.529
6	20.126	115.1	18.044	18.152	115.1	56.322
7	20.315	101.0	17.920	18.035	116.3	56.270
8	20.715	115.0	17.622	18.028	115.7	56.365
9	20.077	115.4	17.563	18.146	116.2	55.786
10	20.083	114.9	17.461	18.025	115.3	55.569
11	20.085	115.3	17.673	18.854	116.4	56.612
12	20.660	114.3	17.633	17.970	115.5	56.263
13	20.014	115.0	17.438	17.932	115.6	55.384
No.94 Grob, Dennis						
1	23.520	114.9	18.822	19.204	113.1	1:01.546
2	20.803	114.8	19.369	18.648	115.6	58.820
3	20.469	114.7	17.963	18.768	115.7	57.200
4	20.503	114.6	19.628	19.737	114.4	59.868
No.97 Hansen, Andreas Sebastian						
1	21.761	110.0	18.952	18.627	115.8	59.340
2	20.755	114.6	18.587	18.377	116.0	57.719
3	20.479	115.2	18.922	18.316	115.6	57.717
4	20.370	114.6	17.786	18.111	115.7	56.267
5	20.118	114.6	17.741	18.088	115.9	55.947
6	20.148	115.1	17.631	17.963	116.1	55.742
7	20.084	114.6	17.489	17.965	115.6	55.538
8	20.055	115.4	17.481	17.883	115.6	55.419
9	20.010	116.3	17.381	17.826	116.0	55.217
10	19.914	115.2	17.354	17.846	116.0	55.114
11	20.055	114.8	17.372	17.837	115.8	55.264
12	19.961	116.0	17.365	17.763	115.2	55.089
13	19.948	114.7	17.398	17.860	115.8	55.206
No.98 Hansson, Robin L.						
1	23.318	115.9	18.844	18.910	117.2	1:01.072
2	21.793	108.6	19.693	18.559	116.8	1:00.045
3	20.513	116.6	18.157	18.385	117.3	57.055
4	20.280	110.8	19.106	18.331	117.0	57.717
5	20.674	115.9	18.013	18.261	116.9	56.948
6	20.061	116.6	17.672	18.070	117.2	55.803
7	20.106	117.2	18.171	18.082	117.0	56.359
8	19.942	116.2	18.152	18.109	117.5	56.203
9	19.999	116.5	18.565	18.614	116.9	57.178
10	19.965	116.8	17.492	17.999	117.0	55.456
11	20.540	116.0	17.796	18.978	117.5	57.314
12	20.905	115.7	17.840	18.142	117.1	56.887
13	19.951	116.4	17.340	17.926	117.1	55.217
No.108 Jalkanen, Mattias						
1	23.320	113.4	19.192	19.440	110.5	1:01.952
2	21.114	107.9	19.455	18.941	115.7	59.510
3	20.851	114.5	18.426	18.990	112.7	58.267
4	20.551	116.5	19.211	19.343	114.9	59.105
5	20.277	115.9	18.119	18.421	114.8	56.817





PF Int'l | 19 - 22.07.2012

CIK-FIA European KF2 Championship (Rd2)



KF2



KF2

Qualifying Heat D-E

Lap Time Analysis

For information purposes. No official / regulatory value

Laps	Sector 1	Spd 1	Sector 2	Sector 3	Spd 2	Lap Time
6	20.610	105.1	17.860	18.601	114.3	57.071
7	20.281	115.7	17.792	18.159	114.0	56.232
8	20.266	115.5	18.325	18.230	114.9	56.821
9	20.166	116.7	17.567	18.123	114.6	55.856
10	20.216	114.7	17.467	18.252	114.8	55.935
11	20.380	116.2	17.464	18.163	115.0	56.007
12	20.255	116.4	17.686	18.166	114.9	56.107
13	20.299	116.5	17.508	18.138	114.5	55.945
No.112 Kiyohara, Ryota						
1	24.588	104.8	19.429	19.015	115.6	1:03.032
2	21.196	115.2	19.646	18.686	117.3	59.528
3	21.186	115.1	18.476	18.508	116.9	58.170
4	20.079	115.8	18.394	18.950	116.3	57.423
5	20.107	115.7	17.723	18.049	116.9	55.879
6	20.059	113.9	17.784	17.979	113.8	55.822
7	20.094	115.7	17.598	18.071	114.9	55.763
8	19.962	115.4	17.423	18.339	115.9	55.724
9	19.912	116.2	18.135	18.134	116.4	56.181
10	19.899	116.3	17.391	17.879	116.5	55.169
11	20.333	116.6	17.972	19.212	114.1	57.517
12	21.595	115.9	18.112	18.104	115.6	57.811
13	19.930	115.9	17.462	17.934	115.7	55.326
No.114 Kocka, Ondrej						
1	24.855	105.4	19.557	19.125	116.3	1:03.537
2	21.102	115.3	19.247	18.758	116.3	59.107
3	21.536	114.6	18.104	18.391	116.4	58.031
4	20.176	115.1	18.641	19.431	116.8	58.248
5	21.314	115.4	18.058	18.440	115.8	57.812
6	20.113	115.9	18.242	18.147	116.3	56.502
7	20.322	115.9	18.010	18.544	116.3	56.876
8	20.092	114.8	18.178	18.091	117.0	56.361
9	20.178	115.7	17.814	18.170	116.1	56.162
10	20.108	115.6	18.002	18.189	115.9	56.299
11	20.077	115.3	17.660	18.083	116.1	55.820
12	20.094	115.5	17.553	18.054	116.2	55.701
13	20.158	115.7	17.460	18.118	116.2	55.736
No.120 Ling, Kang						
1	22.559	114.1	18.888	19.134	112.2	1:00.581
2	20.600	114.6	18.444	18.424	116.4	57.468
3	20.382	112.3	19.234	18.769	115.4	58.385
4	20.327	114.7	17.814	18.265	116.4	56.406
5	20.187	112.9	17.891	18.294	115.9	56.372
6	20.505	111.2	18.875	18.474	116.1	57.854
7	20.382	112.8	17.901	18.135	116.0	56.418
8	20.212	114.4	18.445	18.084	115.9	56.741
9	20.152	115.0	17.475	18.086	116.2	55.713
10	20.103	115.1	17.419	18.101	114.9	55.623
11	20.606	115.1	17.498	18.052	115.9	56.156
12	20.197	115.1	17.367	18.119	115.1	55.683

Laps	Sector 1	Spd 1	Sector 2	Sector 3	Spd 2	Lap Time
13	20.071	114.9	17.447	18.131	115.8	55.649
No.123 Maestranzi, Marco						
1	23.825	107.3	19.723	18.770	116.4	1:02.318
2	21.608	116.3	19.880	20.681	115.4	1:02.169
3	20.895	116.3	18.495	18.899	115.5	58.289
4	20.346	116.2	18.116	18.573	116.2	57.035
5	20.403	116.5	17.832	18.282	115.4	56.517
6	20.248	116.9	17.893	18.031	117.2	56.172
7	20.200	116.6	17.748	18.105	116.3	56.053
8	20.037	116.8	17.881	18.150	116.3	56.068
9	20.097	116.6	17.571	17.999	116.0	55.667
10	20.048	116.5	17.619	18.085	116.3	55.752
11	20.112	116.3	17.634	17.938	116.4	55.684
12	20.208	116.7	18.490	18.314	116.5	57.012
13	19.946	117.1	17.455	18.082	116.5	55.483
No.128 Moineault, Valentin						
1	25.785	110.1	18.838	18.967	116.3	1:03.590
2	20.891	114.1	18.904	18.766	116.0	58.561
3	20.628	115.8	18.086	18.456	114.7	57.170
4	20.211	115.7	18.359	18.658	115.7	57.228
5	20.197	116.6	17.697	18.148	117.3	56.042
6	20.215	116.5	17.590	18.073	116.3	55.878
7	20.035	116.4	17.727	18.041	115.9	55.803
8	20.143	116.2	17.902	18.085	115.2	56.130
9	20.010	116.0	17.917	18.041	116.2	55.968
10	19.965	115.0	17.637	17.922	115.5	55.524
11	19.993	115.5	17.457	18.045	116.0	55.495
12	20.360	115.4	17.943	17.803	115.2	56.106
13	19.923	115.5	17.269	17.966	116.2	55.158
No.132 Norris, John						
1	24.198	109.1	19.274	19.120	115.7	1:02.592
2	20.579	116.0	19.511	18.713	117.2	58.803
3	20.378	117.2	18.527	18.462	117.3	57.367
4	20.116	117.0	18.757	18.221	117.4	57.094
5	20.201	117.1	17.579	17.951	117.2	55.731
6	19.906	117.3	17.459	18.556	118.0	55.921
7	20.455	117.0	18.175	18.010	117.5	56.640
8	20.044	116.8	17.955	18.017	117.7	56.016
9	20.094	116.5	17.792	17.927	117.3	55.813
10	19.884	117.2	17.432	17.961	117.4	55.277
11	20.344	117.1	17.366	17.891	116.9	55.601
12	19.987	117.0	17.397	17.998	116.9	55.382
13	20.275	116.5	17.505	18.355	116.8	56.135
No.140 Petit, Hubert						
1	21.790	107.5	18.705	18.891	115.9	59.386
2	20.705	113.8	18.507	18.434	116.0	57.646
3	21.378	101.6	19.931	19.692	116.1	1:01.001
4	20.484	114.5	18.371	18.211	116.1	57.066





PF Int'l | 19 - 22.07.2012

CIK-FIA European KF2 Championship (Rd2)



KF2



KF2 Qualifying Heat D-E Lap Time Analysis

For information purposes. No official / regulatory value

Laps	Sector 1	Spd 1	Sector 2	Sector 3	Spd 2	Lap Time
5	20.230	113.8	17.801	18.127	115.7	56.158
6	20.244	114.8	17.775	18.569	116.0	56.588
7	20.422	112.2	18.072	17.987	116.3	56.481
8	20.244	114.4	18.212	18.111	116.5	56.567
9	20.159	113.0	18.075	17.942	116.2	56.176
10	20.071	115.1	17.897	17.965	116.5	55.933
11	20.123	113.9	19.555	18.759	116.4	58.437
12	20.235	115.2	17.513	17.930	116.0	55.678
13	20.054	115.2	17.453	18.064	115.8	55.571

No.144 Romanov, Vasily

1	21.463	118.0	18.911	18.837	115.9	59.211
2	20.477	118.4	18.687	18.346	118.5	57.510
3	20.053	115.9	18.018	18.166	119.5	56.237
4	20.093	118.0	18.104	18.287	119.0	56.484
5	20.020	118.5	17.857	17.898	118.6	55.775
6	19.902	118.4	17.817	17.934	119.0	55.653
7	19.820	118.1	17.726	17.975	117.6	55.521
8	19.793	118.6	17.515	17.791	117.6	55.099
9	19.780	118.8	17.503	17.897	117.8	55.180
10	19.862	119.2	17.377	17.935	117.5	55.174
11	19.818	118.6	17.412	17.884	117.7	55.114
12	19.777	118.0	17.318	17.856	117.1	54.951
13	19.752	118.3	17.386	17.814	117.8	54.952

No.154 Snell, Sam

1	21.007	116.9	18.444	18.662	114.6	58.113
2	20.557	117.2	18.210	18.502	115.6	57.269
3	20.242	117.2	18.167	18.391	115.9	56.800
4	20.225	117.3	17.959	18.228	116.3	56.412
5	20.143	117.5	17.824	18.189	116.5	56.156
6	20.056	117.6	17.706	18.070	116.5	55.832
7	20.058	117.3	18.391	17.947	117.8	56.396
8	19.939	117.4	17.593	17.842	117.8	55.374
9	19.945	117.8	17.468	17.819	117.7	55.232
10	19.886	117.5	17.391	17.850	117.6	55.127
11	19.852	117.8	17.293	17.774	117.7	54.919
12	19.871	117.7	17.331	17.745	117.9	54.947
13	19.917	117.3	17.492	17.916	117.9	55.325

No.166 Varley, Luke

1	22.024	112.8	19.175	18.586	117.3	59.785
2	20.413	115.7	19.137	18.310	117.7	57.860
3	20.294	115.9	19.443	19.892	117.2	59.629
4	20.174	116.6	17.943	18.085	117.5	56.202
5	20.093	116.5	17.765	18.102	117.6	55.960
6	20.303	116.4	17.823	17.903	117.4	56.029
7	20.082	116.5	17.632	17.972	117.3	55.686
8	19.995	116.4	17.471	17.888	117.5	55.354
9	19.953	116.6	17.413	17.867	117.1	55.233
10	20.009	117.0	17.399	17.772	117.4	55.180
11	19.848	116.0	17.334	17.794	117.4	54.976

Laps	Sector 1	Spd 1	Sector 2	Sector 3	Spd 2	Lap Time
12	19.951	116.6	17.391	17.765	117.1	55.107
13	19.835	116.4	17.379	17.735	117.4	54.949

No.170 Waldherr, Michael

1	22.812	116.9	19.152	18.738	117.7	1:00.702
2	21.753	116.7	22.127	19.777	116.6	1:03.657
3	20.456	116.8	18.222	18.217	117.7	56.895
4	20.234	116.7	18.335	19.410	117.7	57.979
5	20.625	116.5	17.898	18.029	117.3	56.552
6	20.241	116.6	17.712	17.924	117.2	55.877
7	19.937	116.8	17.608	17.841	117.8	55.386
8	20.219	116.6	17.521	17.875	117.3	55.615
9	19.974	116.7	17.475	18.569	117.6	56.018
10	19.954	117.1	17.473	17.837	117.4	55.264
11	19.946	116.7	17.985	18.807	117.0	56.738
12	21.462	116.6	18.684	18.178	117.5	58.324
13	20.052	117.0	17.512	17.801	117.4	55.365

No.171 Zimmermann, Tim

1	22.787	113.5	19.000	18.992	117.5	1:00.779
2	20.852	116.4	20.199	18.781	116.0	59.832
3	20.942	115.8	18.859	18.648	116.0	58.449
4	20.675	116.7	20.436	19.483	116.9	1:00.594
5	20.749	116.6	17.989	18.292	116.7	57.030
6	20.301	116.3	17.860	18.348	116.9	56.509
7	20.466	115.7	18.068	18.477	116.9	57.011
8	20.314	115.6	18.036	18.224	117.1	56.574
9	20.145	116.8	17.673	18.200	117.0	56.018
10	20.235	116.2	18.206	18.391	116.8	56.832
11	20.225	117.3	17.663	18.184	116.8	56.072
12	20.245	117.7	17.903	18.288	117.0	56.436
13	20.605	116.8	17.752	18.505	115.5	56.862





PF Int'l | 19 - 22.07.2012

CIK-FIA European KF2 Championship (Rd2)



KF2



KF2

Qualifying Heat D-E

Starting Grid

Document 35

Subject to scrutineering & sporting investigations

77	Cucco, Stefano Maranello / BMB / Vega		14	74	Brunner, Lisa Christin Mach 1 / TM / Vega	
94	Grob, Dennis BRM / TM / Vega		13	123	Maestranzi, Marco PCR / Parilla / Vega	
114	Kocka, Ondrej Maranello / BMB / Vega		12	93	Gonzales, Nicolas GP / TM / Vega	
67	Affolter, Joel Gillard / Parilla / Vega		11	112	Kiyohara, Ryota Tony Kart / Vortex / Vega	
87	Fukuzumi, Nirei Kosmic / Vortex / Vega		10	128	Moineault, Valentin Tony Kart / Vortex / Vega	
98	Hansson, Robin L. Tony Kart / Vortex / Vega		9	132	Norris, John Mach 1 / TM / Vega	
108	Jalkanen, Mattias Tony Kart / Vortex / Vega		8	170	Waldherr, Michael RK / BMB / Vega	
120	Ling, Kang Tony Kart / Vortex / Vega		7	171	Zimmermann, Tim Maranello / TM / Vega	
79	Deguffroy, Remy Tony Kart / Vortex / Vega		6	166	Varley, Luke LH / BMB / Vega	
78	Dabski, Karol Praga / Parilla / Vega		5	56	Basz, Karol Birel / BMB / Vega	
97	Hansen, Andreas Sebastian Maranello / Maranello / Vega		4	57	Tiihonen, Niklas Energy / Parilla / Vega	
81	Di Folco, Alberto Tony Kart / TM / Vega		3	140	Petit, Hubert Sodi / Parilla / Vega	
154	Snell, Sam Energy / Parilla / Vega		2	144	Romanov, Vasiliy Energy / Parilla / Vega	
65	Graham, Matthew Zanardi / Parilla / Vega		1	59	Hubert, Anthoine FK / TM / Vega	

POLE POSITION



Start : 21/07/2012 - 15:35 13 Laps = 17.966 Km

PF INT'L (GBR) - 19/07/2012 - 22/07/2012

CIK-FIA





PF Int'l | 19 - 22.07.2012

CIK-FIA European KF2 Championship (Rd2)



KF2



KF2

Qualifying Heat A-F
Results

Document 52.3

Subject to scrutineering & sporting investigations

Rnk	No.	Entrant	Nat	Driver	Nat	Equipment	Laps	Gap	Interv.	Best Lap	Points	Penalty	dB
1	106	Kosmic Racing Dept	ITA	Ippolito, Paolo	ITA	Kosmic / Vortex / Vega	13			55.018	0		
2	53	Energy Corse	ITA	Olsen, Dennis	NOR	Energy / TM / Vega	13	1.213	1.213	55.045	2		
3	162	CRG SpA	ITA	Tiene, Felice	ITA	CRG / BMB / Vega	13	2.124	0.911	54.936	3		
4	85	Tony Kart Racing Team	ITA	Fioravanti, Damiano	ITA	Tony Kart / Vortex / Vega	13	2.419	0.295	54.911	4		
5	122	Tony Kart Racing Team	ITA	MacLeod, Samuel	GBR	Tony Kart / Vortex / Vega	13	2.582	0.163	55.060	5		104.2
6	103	Genikart	ESP	Hiltbrand, Pedro	ESP	FA Kart / Vortex / Vega	13	4.006	1.424	55.158	6		
7	136	Tony Kart Racing Team	ITA	Paz Patric Armand, Philo	IDN	Tony Kart / Vortex / Vega	13	4.122	0.116	55.252	7		107.4
8	73	Borget, Bastien	ERA	Boutonnet, Paul	ERA	Tony Kart / Parilla / Vega	13	4.394	0.272	55.365	8		
9	139	Tony Kart Racing Team	ITA	Petjoi, Teemu Markus	FIN	Tony Kart / Vortex / Vega	13	4.685	0.291	55.038	9		105.1
10	102	Formula K	ITA	Helgheim, Oystein	NOR	FK / TM / Vega	13	5.533	0.848	55.001	10		104.1
11	91	Tony Kart Racing Team	ITA	Gil Contreras, Carlos	ESP	Tony Kart / Vortex / Vega	13	6.149	0.616	54.927	11		
12	129	Kosmic Racing Dept	ITA	Nielsen, Nicklas	DNK	Kosmic / Vortex / Vega	13	6.542	0.393	54.847	12		103.6
13	167	Vermeylen, Kenny	BEL	Vermeylen, Kenny	BEL	Tecno / Parilla / Vega	13	7.025	0.483	55.384	13		
14	134	RK Racing Team	AUT	Pajuranta, Juuso-Matti	FIN	RK / BMB / Vega	13	8.095	1.070	55.211	14		106.5
15	145	Birel Motorsport	ITA	Rossel, Kevin	DNK	Birel / BMB / Vega	13	9.904	1.809	55.187	15		106.8
16	117	Ward Racing	SWE	Kuusiniemi, Jussi	FIN	Tony Kart / Vortex / Vega	13	10.327	0.423	55.219	16		
17	168	Intrepid Driver Program	ITA	Verstappen, Max	NLD	Intrepid / TM / Vega	13	10.346	0.019	54.707	17	+10.000	
18	164	Daems Racing	BEL	Vandenbroek, Shane	BEL	Tony Kart / Vortex / Vega	13	10.604	0.258	55.292	18		106.4
19	75	Tony Kart Racing Team	ITA	Chang Wing Chung, Andy	MAC	Tony Kart / Vortex / Vega	13	11.474	0.870	55.619	19		105.1
20	100	VDK Racing	GBR	Haublin, Thibaut	BEL	Kosmic / Vortex / Vega	13	15.801	4.327	55.616	20		
21	101	LH Racing Team	SWE	Heinonen, Johannes	FIN	LH / BMB / Vega	13	15.903	0.102	55.118	21		105.1
22	72	Ward Racing	SWE	Borge Andersen, Mats	NOR	Tony Kart / Vortex / Vega	13	16.156	0.253	55.711	22		105.6
23	152	Intrepid Driver Program	ITA	Shiraishi, Yuta	JPN	Intrepid / TM / Vega	13	16.389	0.233	55.276	23		
24	55	ART Grand Prix Srl	ITA	Barnicoat, Benjamin	GBR	ART GP / Parilla / Vega	13	17.376	0.987	55.065	24		107.2
25	84	Nees Racing	DEU	Erle, Fabian	DEU	Maranello / TM / Vega	13	18.103	0.727	55.788	25		104.9
26	92	CRG SpA	ITA	Girard, Ingrid	ERA	CRG / BMB / Vega	13	20.434	2.331	55.363	26		106.4
27	146	ART Grand Prix Srl	ITA	Ruuskanen, Joni	FIN	ART GP / Parilla / Vega	3	10 Laps	10 Laps	57.639	27		
28	135	Tony Kart Racing Team	ITA	Panetta, Federico	ARG	Tony Kart / Vortex / Vega	0	13 Laps	3 Laps		28		

No.168 Verstappen, Max : 10 sec time penalty for bad manoeuvre (art 2.24 CIK General Prescriptions)

New classification after the decision of the MSA National Court of Appeal on the appeal lodged by the Entrant of Driver #168

Start Time : 21/07/2012 - 15:17:56

Best Lap : No.168 Verstappen, Max

54.707 90.94 Kph

Weather : Slightly cloudy Air : 18°C Track : Dry

Event Record : No.85 Fioravanti, Damiano

54.584 91.14 Kph

PF INT'L (GBR) - 19/07/2012 - 22/07/2012





DOCUMENT N° 251

**DÉCISION DES COMMISSAIRES SPORTIFS
STEWARDS' DECISION**

PÉNALITÉ INFLIGÉE AU CONCURRENT (NOM) : **Intrepid Driver Program**
PENALTY INFLICTED UPON THE ENTRANT (NAME):

NATIONALITÉ / NATIONALITY: **ITA**

N°: **168** PILOTE : **Verstappen, Max**
No.: DRIVER :

Concerne la partie de l'Épreuve : **KF2 - Qualifying Heat A-F**
Concerns the part of the event:

ÉNONCÉ / STATEMENT:

10 sec time penalty in the Heat A=F

MOTIF / REASON:

The Driver concerned was involved in an incident. After passing the curve by Post 8 he prevented a started overtaking manoeuvre of kart no. 55 (reported by the Judge of Fact). Having considered the report of the Judge of Fact, having considered the video sequence and after hearing the Entrant concerned, the Stewards assess this fact as an incident in accordance art 2.24 CIK General Prescriptions. The Stewards take this decision in application of article 2.24 GP and art 152 & 153 FIA I.S.C.

Décision annoncée
Decision announced

Date / Date: **21/07/2012**

Heure / Time: **16:58**

Nom / Name

Signature

Président du Collège / *Chairman of the Panel:*

Horst SEIDEL (DEU) :

Membres du Collège / *Members of the Panel:*

Michel WALTISPERGER (FRA) :

Richard NORBURY (GBR) :

NOTIFICATION AU CONCURRENT CONCERNÉ / NOTIFICATION TO THE RELEVANT ENTRANT

Je soussigné :
I undersigned: Nom personnel / *personal name*

Représentant du Concurrent : **Intrepid Driver Program**
Representing the Entrant: Nom du Concurrent / *Entrant's name*

Certifie avoir reçu notification du document N° **251** des Commissaires Sportifs de l'Épreuve.
Certify that I have been notified of document No. **251** *by the Stewards of the Meeting.*

Date : Heure / Time: Signature :



PF Int'l | 19 - 22.07.2012

CIK-FIA European KF2 Championship (Rd2)

KF2



KF2

Qualifying Heat A-F

Lap Chart

For information purposes. No official / regulatory value

	1	2	3	4	5	6	7	8	9	10	11	12	13	14	15	16	17	18	19	20	21	22	23	24	25	26	27	28
Grid	168	55	53	136	134	139	106	162	85	103	167	146	73	117	122	91	102	135	129	100	164	84	72	75	101	152	92	145
Start	168	55	53	136	134	139	162	106	103	85	146	167	73	117	122	91	102	135	129	100	164	84	75	101	152	92	145	72
Lap 1 Interval	168	55 0.1	53 0.2	136 0.6	162 0.0	134 0.1	106 0.1	139 0.3	85 0.0	103 0.1	167 0.3	73 0.1	122 0.5	91 0.9	146 0.0	102 0.4	117 0.4	164 0.0	101 0.0	100 0.4	92 1.1	75 0.0	152 0.1	145 0.0	84 0.3	72 0.2	129 1.8	
Lap 2	168	55 0.1	53 0.1	162 0.2	136 0.8	85 0.4	106 0.2	139 0.6	73 0.2	167 0.1	103 0.1	122 0.1	134 0.3	91 0.6	102 0.3	146 0.0	101 0.1	164 0.5	117 0.5	100 0.1	92 0.3	145 0.6	75 0.7	129 1.5	152 0.4	72 0.5	84 0.2	
Lap 3	55	168 0.1	162 0.1	53 0.3	85 0.4	136 0.3	106 0.3	139 0.9	103 0.5	122 0.2	73 0.0	167 0.1	134 0.1	102 0.5	91 0.3	101 0.1	164 0.9	100 0.8	92 0.2	117 0.2	145 0.1	75 1.3	129 0.4	152 1.7	72 0.4	84 0.3	146 8.6	
Lap 4	162	53 0.2	85 0.1	136 0.2	106 0.1	168 1.1	139 0.2	103 0.4	122 0.2	73 0.7	167 0.1	134 0.9	101 0.1	102 0.1	91 0.1	164 0.5	100 2.0	145 0.0	117 0.1	129 0.4	75 0.6	152 2.0	72 0.2	84 0.5	55 5.0	92 1.1		
Lap 5	53	162 0.1	85 0.2	106 0.2	136 0.2	168 1.4	122 0.2	103 0.4	73 0.3	139 0.7	167 0.1	102 2.4	134 0.0	91 0.0	164 0.2	145 1.2	117 0.2	129 0.1	75 0.4	100 2.4	72 0.2	152 0.1	84 0.8	101 2.7	55 2.5	92 1.5		
Lap 6	85	53 0.1	106 0.1	136 0.2	162 0.1	168 0.5	122 0.2	103 0.6	73 0.1	139 1.1	167 0.2	102 2.5	91 0.8	134 0.2	164 0.2	145 0.3	129 0.2	117 0.2	75 0.4	72 2.8	100 0.3	152 0.2	84 0.4	101 2.6	55 2.1	92 1.6		
Lap 7	53	106 0.1	136 0.4	85 0.1	162 0.0	168 0.1	122 0.1	103 0.7	73 0.1	139 1.7	167 0.0	102 2.0	91 0.5	134 0.3	164 0.4	129 0.1	145 0.5	117 0.2	75 0.4	72 3.3	100 0.2	152 0.2	84 0.5	101 2.0	55 2.0	92 1.7		
Lap 8	106	53 0.1	136 0.3	85 0.0	162 0.2	168 0.1	122 0.1	73 0.7	103 0.1	139 2.2	167 0.1	102 1.0	91 0.4	134 0.5	129 0.7	164 0.5	145 0.1	117 0.2	75 0.5	72 3.4	152 0.5	100 0.1	84 0.5	101 1.4	55 1.9	92 1.8		
Lap 9	106	53 0.2	168 1.0	162 0.2	85 0.1	122 0.1	136 0.6	73 0.1	103 0.1	139 1.6	167 0.3	102 0.6	91 0.4	134 0.9	129 0.1	164 1.2	145 0.4	117 0.2	75 0.1	72 3.6	152 0.2	100 0.2	84 0.6	101 0.8	55 2.1	92 1.8		
Lap 10	106	53 0.1	168 0.8	85 0.5	162 0.1	122 0.3	136 0.6	103 0.4	73 0.3	139 1.0	167 0.4	102 0.4	91 0.2	129 1.4	134 0.4	164 1.0	145 0.0	117 0.3	75 0.6	72 3.8	100 0.4	152 0.2	84 0.5	101 0.0	55 2.3	92 1.9		
Lap 11	106	53 0.2	168 0.4	85 0.6	162 0.1	122 0.5	136 0.7	103 0.3	73 0.5	139 0.8	167 0.9	102 0.2	91 0.1	129 0.8	134 0.9	145 1.6	117 0.1	164 0.5	75 0.2	72 3.7	100 0.3	152 0.4	101 0.0	84 1.1	55 1.2	92 2.1		
Lap 12	106	53 0.2	168 0.1	85 0.8	162 0.1	122 0.6	136 0.9	103 0.2	73 0.7	139 0.5	167 1.0	102 0.6	91 0.3	129 0.0	134 1.2	145 1.8	117 0.3	164 0.2	75 0.5	72 3.7	100 0.3	101 1.0	152 1.0	84 0.6	55 0.3	92 2.6		
Lap 13	106	168 0.3	53 0.8	162 0.9	85 0.2	122 0.1	103 1.4	136 0.1	73 0.2	139 0.2	167 0.8	102 0.6	91 0.3	129 0.4	134 1.0	145 1.8	117 0.4	164 0.2	75 0.8	100 4.3	101 0.1	72 0.2	152 0.2	55 0.9	84 0.7	92 2.3		





PF Int'l | 19 - 22.07.2012

CIK-FIA European KF2 Championship (Rd2)



KF2



KF2

Qualifying Heat A-F

Lap Time Analysis

For information purposes. No official / regulatory value

Laps	Sector 1	Spd 1	Sector 2	Sector 3	Spd 2	Lap Time
No.53 Olsen, Dennis						
1	21.202	116.6	17.951	18.926	117.0	58.079
2	20.265	116.8	18.195	18.264	117.6	56.724
3	20.475	117.1	18.039	18.219	117.2	56.733
4	20.017	117.1	17.599	18.453	117.5	56.069
5	20.004	116.8	17.806	17.951	116.2	55.761
6	20.089	116.6	18.448	18.233	117.5	56.770
7	19.977	117.1	17.888	17.968	116.5	55.833
8	19.954	116.8	17.824	17.993	117.7	55.771
9	20.031	117.1	17.393	17.864	117.5	55.288
10	19.932	117.0	17.384	17.807	117.7	55.123
11	19.950	117.0	17.371	17.876	117.4	55.197
12	19.907	117.0	17.281	17.857	117.3	55.045
13	20.660	116.8	17.469	17.919	116.2	56.048

Laps	Sector 1	Spd 1	Sector 2	Sector 3	Spd 2	Lap Time
No.55 Barnicoat, Benjamin						
1	21.006	116.0	18.089	18.822	116.8	57.917
2	20.345	116.3	18.279	18.182	117.2	56.806
3	20.179	116.9	17.919	18.166	115.4	56.264
4	20.037	115.8	17.634	35.580	105.9	1:13.251
5	21.110	115.1	18.047	18.281	115.8	57.438
6	20.197	116.2	17.613	18.133	115.5	55.943
7	20.078	116.3	17.517	17.974	116.0	55.569
8	20.002	116.2	17.407	17.903	115.9	55.312
9	19.989	116.3	17.493	17.868	116.4	55.350
10	19.981	116.5	17.475	17.906	115.8	55.362
11	19.954	116.4	17.382	17.850	115.9	55.186
12	19.990	116.3	17.282	17.793	116.5	55.065
13	19.916	116.6	17.435	17.882	116.9	55.233

Laps	Sector 1	Spd 1	Sector 2	Sector 3	Spd 2	Lap Time
No.72 Borge Andersen, Mats						
1	22.269	103.4	19.232	19.195	114.8	1:00.696
2	20.879	114.9	20.338	18.721	114.2	59.938
3	20.448	115.5	17.890	18.696	114.7	57.034
4	20.299	115.0	17.838	18.321	115.2	56.458
5	20.319	115.2	18.022	18.427	114.8	56.768
6	20.286	114.9	17.769	18.280	113.4	56.335
7	20.283	114.9	17.768	18.158	113.4	56.209
8	20.289	114.8	17.488	18.033	114.1	55.810
9	20.376	114.9	17.480	18.052	113.9	55.908
10	20.244	114.7	17.470	18.134	113.3	55.848
11	20.264	114.8	17.375	18.072	113.8	55.711
12	20.176	116.8	17.412	18.128	113.6	55.716
13	20.823	114.4	17.590	18.089	115.4	56.502

Laps	Sector 1	Spd 1	Sector 2	Sector 3	Spd 2	Lap Time
No.73 Boutonnet, Paul						
1	21.912	115.7	18.605	18.594	117.4	59.111
2	20.589	115.8	18.330	18.309	117.2	57.228
3	20.297	117.3	17.863	18.878	115.4	57.038
4	20.608	116.5	17.880	18.099	117.5	56.587
5	20.055	117.4	17.642	18.020	118.0	55.717

Laps	Sector 1	Spd 1	Sector 2	Sector 3	Spd 2	Lap Time
6	19.955	117.1	17.593	18.010	116.9	55.558
7	20.087	117.2	17.611	17.908	117.6	55.606
8	20.146	117.3	17.488	17.983	117.1	55.617
9	20.039	116.6	17.996	17.887	118.3	55.922
10	20.099	116.8	17.963	17.982	118.0	56.044
11	19.977	117.7	17.471	17.918	117.8	55.366
12	19.941	117.1	17.485	17.939	117.1	55.365
13	19.889	117.4	17.463	18.101	117.9	55.453

Laps	Sector 1	Spd 1	Sector 2	Sector 3	Spd 2	Lap Time
No.75 Chang Wing Chung, Andy						
1	24.199	108.0	18.705	19.285	111.5	1:02.189
2	21.075	108.8	18.520	18.674	114.4	58.269
3	20.585	115.3	17.891	18.400	114.0	56.876
4	20.391	115.6	17.977	18.468	114.7	56.836
5	20.287	116.1	17.771	18.270	115.1	56.328
6	20.295	115.8	17.603	18.270	115.6	56.168
7	20.243	115.7	17.494	18.011	116.3	55.748
8	20.167	115.8	17.534	17.998	115.3	55.699
9	20.132	116.1	17.474	18.068	116.7	55.674
10	20.203	115.8	17.463	18.003	115.4	55.669
11	20.212	116.0	17.514	18.079	115.1	55.805
12	20.212	116.3	17.368	18.106	114.8	55.686
13	20.109	115.6	17.313	18.197	112.7	55.619

Laps	Sector 1	Spd 1	Sector 2	Sector 3	Spd 2	Lap Time
No.84 Erle, Fabian						
1	24.613	102.6	19.300	19.040	117.2	1:02.953
2	20.879	116.3	20.783	18.794	117.2	1:00.456
3	20.448	117.1	18.138	18.499	117.2	57.085
4	20.465	116.8	17.970	18.258	117.0	56.693
5	20.252	116.9	18.231	18.687	117.2	57.170
6	20.253	116.6	17.939	18.301	117.0	56.493
7	20.260	116.9	17.705	18.167	116.9	56.132
8	20.113	116.9	17.732	18.240	116.8	56.085
9	20.145	116.6	17.580	18.063	117.2	55.788
10	20.140	116.7	17.674	18.059	117.3	55.873
11	20.689	116.6	17.625	18.131	117.0	56.445
12	20.233	116.5	17.663	17.990	117.3	55.886
13	20.091	116.7	18.129	18.123	116.9	56.343

Laps	Sector 1	Spd 1	Sector 2	Sector 3	Spd 2	Lap Time
No.85 Fioravanti, Damiano						
1	21.845	116.0	18.410	18.532	117.0	58.787
2	20.557	116.0	18.010	18.184	116.0	56.751
3	20.030	116.2	17.545	18.110	116.3	55.685
4	19.958	116.0	17.393	18.493	115.9	55.844
5	19.974	116.3	17.893	18.075	115.8	55.942
6	19.982	116.1	17.968	18.285	113.9	56.235
7	20.040	116.3	18.473	18.129	114.4	56.642
8	20.156	116.3	17.403	17.970	116.9	55.529
9	20.096	115.8	18.311	17.947	115.9	56.354
10	19.897	116.2	17.278	17.857	115.2	55.032
11	19.891	116.0	17.277	17.819	115.2	54.987
12	19.906	116.0	17.188	17.817	115.2	54.911





PF Int'l | 19 - 22.07.2012

CIK-FIA European KF2 Championship (Rd2)



KF2



KF2

Qualifying Heat A-F

Lap Time Analysis

For information purposes. No official / regulatory value

Laps	Sector 1	Spd 1	Sector 2	Sector 3	Spd 2	Lap Time
13	19.884	117.1	18.153	18.182	116.1	56.219
No.91 Gil Contreras, Carlos						
1	22.436	116.0	18.489	19.220	116.6	1:00.145
2	20.683	116.1	18.124	18.460	115.1	57.267
3	20.267	116.9	18.184	18.238	117.1	56.689
4	20.568	116.5	18.213	18.062	117.3	56.843
5	20.241	116.8	18.800	18.730	117.1	57.771
6	20.334	116.5	18.338	18.113	115.5	56.785
7	20.065	116.8	17.417	17.926	116.0	55.408
8	19.952	116.8	17.276	17.915	116.5	55.143
9	19.989	116.8	17.243	17.905	116.5	55.137
10	19.931	117.3	17.201	17.795	117.5	54.927
11	19.884	116.7	17.653	17.882	117.5	55.419
12	20.053	116.9	17.420	17.917	116.5	55.390
13	19.887	116.4	17.143	17.930	116.6	54.960
No.92 Girard, Ingrid						
1	23.819	98.6	18.954	18.908	115.1	1:01.681
2	20.525	114.6	18.011	18.284	116.1	56.820
3	20.164	115.7	18.105	18.453	116.4	56.722
4	20.108	115.9	17.615	29.736	103.0	1:07.459
5	21.307	117.1	18.258	18.309	115.9	57.874
6	20.256	115.5	17.560	18.144	115.7	55.960
7	20.151	116.6	17.484	18.068	115.7	55.703
8	19.987	116.2	17.383	18.014	116.3	55.384
9	20.114	116.1	17.277	17.972	115.7	55.363
10	19.997	115.8	17.352	18.124	115.3	55.473
11	20.067	116.4	17.370	18.009	115.4	55.446
12	20.124	115.6	17.365	18.018	115.5	55.507
13	20.141	115.9	17.422	18.090	116.2	55.653
No.100 Haublin, Thibaut						
1	23.214	114.9	18.954	19.157	115.4	1:01.325
2	20.591	113.4	18.384	18.705	116.2	57.680
3	20.337	116.3	17.990	18.414	115.1	56.741
4	20.341	115.6	17.994	19.136	115.1	57.471
5	20.360	115.4	20.960	18.720	112.9	1:00.040
6	20.307	116.0	18.368	18.284	114.6	56.959
7	20.196	115.6	17.762	18.125	114.7	56.083
8	20.249	114.6	18.097	18.012	116.1	56.358
9	20.119	115.2	17.518	18.023	115.9	55.660
10	20.055	115.3	17.622	18.065	115.0	55.742
11	20.111	115.4	17.533	17.972	115.7	55.616
12	20.062	116.9	17.473	18.193	115.1	55.728
13	20.094	115.9	17.454	18.273	114.0	55.821
No.101 Heinonen, Johannes						
1	23.075	115.7	18.712	18.622	114.7	1:00.409
2	20.576	116.4	18.160	18.049	117.4	56.785
3	20.401	116.6	17.734	18.090	117.6	56.225
4	20.152	116.7	18.134	18.131	117.7	56.417

Laps	Sector 1	Spd 1	Sector 2	Sector 3	Spd 2	Lap Time
5	20.106	116.5	25.343	21.452	115.9	1:06.901
6	20.447	116.1	17.786	18.138	116.3	56.371
7	20.071	116.5	17.571	17.947	116.8	55.589
8	19.922	116.7	17.495	18.035	116.2	55.452
9	19.933	116.3	17.380	17.865	116.4	55.178
10	19.879	116.6	17.282	17.957	117.4	55.118
11	20.008	116.0	17.334	17.906	116.7	55.248
12	20.092	116.5	17.272	17.929	115.8	55.293
13	20.343	116.5	17.352	18.142	117.0	55.837
No.102 Helgheim, Oystein						
1	23.286	115.7	18.193	19.146	116.5	1:00.625
2	20.445	115.3	18.161	18.506	116.8	57.112
3	20.098	116.1	17.751	18.159	116.7	56.008
4	20.432	116.4	18.573	18.040	117.3	57.045
5	20.184	116.3	18.548	19.029	116.5	57.761
6	20.291	115.9	17.745	18.062	115.8	56.098
7	19.998	115.6	17.605	18.055	115.9	55.658
8	19.946	115.7	17.407	17.910	116.5	55.263
9	19.904	116.4	17.395	17.883	116.5	55.182
10	19.925	116.4	17.336	17.848	117.1	55.109
11	19.887	116.2	17.543	17.824	116.8	55.254
12	19.870	116.4	17.266	18.005	116.6	55.141
13	19.892	116.0	17.313	17.796	116.9	55.001
No.103 Hiltbrand, Pedro						
1	21.743	113.3	18.793	18.515	115.5	59.051
2	20.779	114.9	18.898	18.344	115.4	58.021
3	20.279	115.1	17.709	18.395	114.8	56.383
4	20.141	115.0	17.490	18.251	114.6	55.882
5	20.174	115.3	18.149	18.084	115.3	56.407
6	20.098	115.1	17.590	18.051	115.1	55.739
7	20.060	114.9	17.481	18.058	114.8	55.599
8	20.537	115.1	17.445	17.974	115.2	55.956
9	20.023	115.0	17.918	17.974	116.1	55.915
10	20.035	115.5	17.566	17.907	115.2	55.508
11	20.003	115.2	17.234	17.954	115.2	55.191
12	20.093	115.7	17.237	17.828	115.2	55.158
13	19.976	115.1	17.503	18.314	114.9	55.793
No.106 Ippolito, Paolo						
1	21.623	114.0	18.328	18.624	115.7	58.575
2	20.858	115.8	18.238	18.287	116.0	57.383
3	20.147	116.6	17.822	18.146	115.7	56.115
4	20.032	114.7	17.497	18.053	115.6	55.582
5	20.053	117.3	17.606	18.094	116.4	55.753
6	20.100	114.9	17.959	18.222	116.4	56.281
7	20.075	116.4	17.810	17.946	116.9	55.831
8	19.990	116.6	17.560	17.977	113.0	55.527
9	20.023	115.5	17.250	17.895	113.0	55.168
10	20.024	115.4	17.296	17.870	114.1	55.190
11	19.990	116.1	17.268	17.885	113.2	55.143





PF Int'l | 19 - 22.07.2012

CIK-FIA European KF2 Championship (Rd2)



KF2



KF2

Qualifying Heat A-F

Lap Time Analysis

For information purposes. No official / regulatory value

Laps	Sector 1	Spd 1	Sector 2	Sector 3	Spd 2	Lap Time
12	19.952	116.0	17.249	17.817	113.5	55.018
13	20.004	115.6	17.230	17.873	113.4	55.107

No.117 Kuusiniemi, Jussi

1	21.925	111.8	18.896	20.545	115.4	1:01.366
2	20.605	116.3	18.755	18.683	117.0	58.043
3	20.212	116.6	18.430	18.792	117.3	57.434
4	20.225	116.6	18.110	18.835	117.4	57.170
5	20.376	116.5	18.352	18.024	117.8	56.752
6	20.386	116.8	17.922	18.072	116.2	56.380
7	19.982	118.5	17.780	17.973	117.6	55.735
8	20.016	117.9	17.549	18.018	117.7	55.583
9	20.022	117.6	18.017	18.032	117.6	56.071
10	19.948	117.5	17.405	17.866	117.7	55.219
11	19.952	117.1	17.728	17.937	118.5	55.617
12	19.903	116.0	17.752	18.051	117.4	55.706
13	19.915	117.4	17.399	17.957	117.3	55.271

No.122 Mac Leod, Samuel

1	22.142	115.9	18.530	18.582	116.5	59.254
2	20.358	115.1	18.602	18.205	116.9	57.165
3	20.467	115.6	17.861	18.197	116.6	56.525
4	20.314	115.7	17.536	18.052	116.7	55.902
5	20.037	116.5	17.662	17.949	116.9	55.648
6	20.006	116.0	17.588	17.948	116.8	55.542
7	19.942	116.2	17.535	18.043	117.2	55.520
8	20.207	115.9	17.658	17.844	117.1	55.709
9	20.275	115.8	17.687	17.973	117.5	55.935
10	19.927	115.8	17.618	17.836	117.3	55.381
11	19.918	116.0	17.435	17.828	116.5	55.181
12	19.997	115.9	17.252	17.811	115.6	55.060
13	19.948	115.6	17.476	18.146	116.8	55.570

No.129 Nielsen, Nicklas

1	28.686	111.9	18.359	18.346	115.1	1:05.391
2	20.346	115.8	18.492	18.321	115.5	57.159
3	20.240	116.0	17.641	17.928	116.2	55.809
4	19.985	116.2	17.555	18.226	114.1	55.766
5	20.136	116.0	18.294	18.007	116.1	56.437
6	20.150	116.2	17.469	18.313	114.6	55.932
7	19.998	116.5	17.501	17.795	116.0	55.294
8	20.113	116.3	17.549	17.774	114.6	55.436
9	20.004	116.2	17.143	17.825	116.0	54.972
10	20.010	116.3	17.531	17.709	114.3	55.250
11	19.966	116.0	17.189	17.692	114.8	54.847
12	19.865	116.1	17.110	18.010	117.1	54.985
13	20.047	116.0	17.081	17.785	116.5	54.913

No.134 Pajuranta, Juuso-Matti

1	21.340	114.8	18.569	18.681	115.7	58.590
2	21.608	116.0	19.339	18.330	116.3	59.277
3	20.267	112.1	18.001	18.235	116.8	56.503

Laps	Sector 1	Spd 1	Sector 2	Sector 3	Spd 2	Lap Time
4	20.868	115.2	18.282	18.165	115.8	57.315
5	20.799	115.8	18.655	18.626	116.5	58.080
6	20.329	114.6	18.615	18.132	116.2	57.076
7	20.083	116.4	17.468	17.966	115.3	55.517
8	19.976	114.5	17.407	18.001	116.2	55.384
9	20.125	115.4	17.454	17.942	115.6	55.521
10	19.945	115.7	17.911	18.012	116.0	55.868
11	19.962	115.5	17.393	17.936	116.3	55.291
12	20.014	115.1	17.370	17.954	114.6	55.338
13	19.960	116.0	17.324	17.927	116.2	55.211

No.136 Paz Patric Armand, Philo

1	21.339	115.4	18.220	18.915	113.9	58.474
2	20.678	116.0	17.933	18.508	113.4	57.119
3	20.297	116.2	17.974	18.146	115.2	56.417
4	20.102	115.8	17.570	18.114	116.2	55.786
5	20.120	116.2	17.901	18.180	115.6	56.201
6	20.150	116.2	17.840	18.232	116.1	56.222
7	20.122	116.4	17.793	18.101	114.9	56.016
8	20.055	115.9	17.524	18.018	116.4	55.597
9	21.272	116.0	17.841	18.048	115.1	57.161
10	20.033	115.8	17.301	18.086	114.9	55.420
11	20.090	116.3	17.294	17.914	115.2	55.298
12	20.047	115.9	17.219	17.986	115.7	55.252
13	20.094	116.1	17.520	18.523	117.1	56.137

No.139 Petjoi, Teemu Markus

1	21.735	115.5	18.548	18.777	116.1	59.060
2	21.153	115.7	18.181	18.363	116.2	57.697
3	20.273	116.3	17.900	18.250	116.2	56.423
4	20.244	116.0	17.554	18.211	116.4	56.009
5	20.504	115.9	19.082	18.272	116.7	57.858
6	20.187	116.2	17.753	18.026	116.7	55.966
7	20.390	116.0	17.923	18.024	117.0	56.337
8	20.285	116.4	17.867	17.996	116.1	56.148
9	19.995	116.0	17.432	17.963	116.7	55.390
10	20.044	116.2	17.418	17.799	116.6	55.261
11	20.003	116.5	17.385	17.764	116.6	55.152
12	19.931	116.2	17.348	17.759	116.7	55.038
13	19.935	116.3	17.281	17.982	116.7	55.198

No.145 Rossel, Kevin

1	23.874	97.2	19.104	18.890	116.7	1:01.868
2	20.782	116.9	18.163	18.316	116.4	57.261
3	20.188	116.5	17.846	18.316	117.6	56.350
4	20.166	117.3	17.857	18.897	115.0	56.920
5	20.372	116.7	18.150	18.076	116.4	56.598
6	20.113	117.4	17.763	18.225	117.2	56.101
7	20.137	117.1	18.060	17.906	117.0	56.103
8	20.000	116.9	17.581	17.983	117.7	55.564
9	20.118	117.3	18.028	17.863	116.8	56.009
10	19.917	117.5	17.430	17.840	117.8	55.187





PF Int'l | 19 - 22.07.2012

CIK-FIA European KF2 Championship (Rd2)



KF2

KF2

Qualifying Heat A-F

Lap Time Analysis

For information purposes. No official / regulatory value

Laps	Sector 1	Spd 1	Sector 2	Sector 3	Spd 2	Lap Time
11	20.147	117.4	17.749	17.895	116.8	55.791
12	19.974	116.5	17.724	17.782	116.6	55.480
13	19.966	116.8	17.370	17.880	116.4	55.216

No.146 Ruuskanen, Joni

1	22.609	115.9	18.775	19.409	115.6	1:00.793
2	20.796	115.3	18.422	18.421	116.4	57.639
3	20.457	114.6			111.6	1:11.716

No.152 Shiraishi, Yuta

1	23.731	114.1	19.125	19.243	115.8	1:02.099
2	21.092	114.5	20.329	18.597	115.5	1:00.018
3	20.380	114.6	17.938	18.821	113.1	57.139
4	20.433	114.5	17.888	18.328	115.0	56.649
5	20.285	115.0	18.490	18.357	116.6	57.132
6	20.397	114.9	17.998	18.465	115.9	56.860
7	20.143	115.0	17.738	18.120	116.1	56.001
8	20.208	114.5	17.765	18.001	114.8	55.974
9	20.052	114.2	17.521	18.037	114.4	55.610
10	20.189	114.3	17.830	18.168	114.9	56.187
11	20.177	115.9	17.577	18.072	115.2	55.826
12	20.686	112.9	17.821	17.924	116.2	56.431
13	20.066	115.0	17.346	17.864	115.4	55.276

No.162 Tiene, Felice

1	21.401	115.8	18.215	18.642	115.6	58.258
2	20.171	115.8	17.954	18.136	116.4	56.261
3	20.276	115.2	17.837	18.114	116.6	56.227
4	20.073	116.2	17.576	18.502	115.9	56.151
5	20.046	115.8	18.122	17.975	116.4	56.143
6	20.028	116.5	18.847	18.241	116.7	57.116
7	20.036	116.5	17.948	18.020	115.7	56.004
8	20.283	116.6	17.578	17.834	116.6	55.695
9	20.053	116.2	17.992	17.930	116.5	55.975
10	19.926	116.5	17.521	17.919	116.8	55.366
11	19.902	116.5	17.260	17.824	116.6	54.986
12	19.927	116.7	17.274	17.735	116.7	54.936
13	19.804	116.0	17.949	17.991	116.3	55.744

No.164 Vandenbroek, Shane

1	23.198	114.9	18.746	18.805	115.7	1:00.749
2	20.801	115.1	18.211	18.446	115.1	57.458
3	20.312	115.2	17.804	18.490	114.9	56.606
4	20.274	115.2	17.761	18.251	115.3	56.286
5	20.201	115.2	18.619	18.647	115.7	57.467
6	20.436	115.3	18.291	18.218	116.0	56.945
7	20.138	115.1	17.581	18.063	115.5	55.782
8	20.087	115.5	17.996	18.058	115.4	56.141
9	20.067	115.5	17.484	18.185	114.9	55.736
10	20.139	115.0	17.343	18.028	115.0	55.510
11	20.140	114.9	18.414	18.008	114.7	56.562
12	20.154	115.0	17.377	17.881	115.8	55.412

Laps	Sector 1	Spd 1	Sector 2	Sector 3	Spd 2	Lap Time
13	20.049	115.3	17.357	17.886	114.8	55.292

No.167 Vermeulen, Kenny

1	21.877	113.4	18.488	18.699	114.2	59.064
2	20.701	113.2	18.444	18.373	114.7	57.518
3	20.861	109.8	17.944	18.259	114.5	57.064
4	20.820	113.9	17.581	18.140	114.8	56.541
5	20.242	114.2	17.886	18.327	114.8	56.455
6	20.167	114.5	17.773	18.120	114.6	56.060
7	20.249	114.3	17.650	18.119	113.9	56.018
8	20.265	113.8	18.064	18.070	114.6	56.399
9	20.171	114.2	17.293	18.068	114.5	55.532
10	20.187	114.0	17.241	17.956	114.2	55.384
11	20.142	114.2	17.837	17.948	114.6	55.927
12	20.107	114.2	17.374	18.387	114.4	55.868
13	20.360	114.1	17.109	18.025	113.9	55.494

No.168 Verstappen, Max

1	20.897	115.3	18.159	18.788	115.6	57.844
2	20.382	115.5	18.221	18.218	115.7	56.821
3	20.168	115.8	18.307	18.104	117.1	56.579
4	20.076	116.2	17.533	20.662	115.8	58.271
5	20.412	115.9	17.880	18.040	116.4	56.332
6	20.055	116.2	17.539	17.920	116.8	55.514
7	19.961	116.1	17.583	18.053	117.2	55.597
8	20.209	116.5	17.665	17.825	117.2	55.699
9	19.980	116.8	17.761	17.874	116.3	55.615
10	19.872	116.0	17.267	17.771	116.4	54.910
11	19.838	116.1	17.178	17.802	116.2	54.818
12	19.821	116.2	17.123	17.763	116.9	54.707
13	20.075	115.9	17.186	17.765	116.8	55.026





PF Int'l | 19 - 22.07.2012

CIK-FIA European KF2 Championship (Rd2)



KF2

KF2

Qualifying Heat A-F

Starting Grid

Document 34

Subject to scrutineering & sporting investigations

92	Girard, Ingrid CRG / BMB / Vega		14	145	Rossel, Kevin Birel / BMB / Vega	
101	Heinonen, Johannes LH / BMB / Vega		13	152	Shiraishi, Yuta Intrepid / TM / Vega	
72	Borge Andersen, Mats Tony Kart / Vortex / Vega		12	75	Chang Wing Chung, Andy Tony Kart / Vortex / Vega	
164	Vandenbroek, Shane Tony Kart / Vortex / Vega		11	84	Erle, Fabian Maranello / TM / Vega	
129	Nielsen, Nicklas Kosmic / Vortex / Vega		10	100	Haublin, Thibaut Kosmic / Vortex / Vega	
102	Helgheim, Oystein FK / TM / Vega		9	135	Panetta, Federico Tony Kart / Vortex / Vega	
122	Mac Leod, Samuel Tony Kart / Vortex / Vega		8	91	Gil Contreras, Carlos Tony Kart / Vortex / Vega	
73	Boutonnet, Paul Tony Kart / Parilla / Vega		7	117	Kuusiniemi, Jussi Tony Kart / Vortex / Vega	
167	Vermeylen, Kenny Tecno / Parilla / Vega		6	146	Ruuskanen, Joni ART GP / Parilla / Vega	
85	Fioravanti, Damiano Tony Kart / Vortex / Vega		5	103	Hiltbrand, Pedro FA Kart / Vortex / Vega	
106	Ippolito, Paolo Kosmic / Vortex / Vega		4	162	Tiene, Felice CRG / BMB / Vega	
134	Pajuranta, Juuso-Matti RK / BMB / Vega		3	139	Petjoi, Teemu Markus Tony Kart / Vortex / Vega	
53	Olsen, Dennis Energy / TM / Vega		2	136	Paz Patric Armand, Philo Tony Kart / Vortex / Vega	
168	Verstappen, Max Intrepid / TM / Vega		1	55	Barnicoat, Benjamin ART GP / Parilla / Vega	

POLE POSITION



Start : 21/07/2012 - 15:15 13 Laps = 17.966 Km

PF INT'L (GBR) - 19/07/2012 - 22/07/2012

CIK-FIA





KF2

Qualifying Heat C-E
Results

Document 51.1

Subject to scrutineering & sporting investigations

Rnk	No.	Entrant	Nat	Driver	Nat	Equipment	Laps	Gap	Interv.	Best Lap	Points	Penalty	dB
1	63	PF International Karting	GBR	Litchfield, Mark	GBR	Zanardi / Parilla / Vega	13			55.037	0		106.3
2	61	LH Racing Team	GBR	Joyner, Tom	GBR	LH / BMB / Vega	13	0.488	0.488	54.789	2		105.6
3	56	Birel Motorsport	ITA	Basz, Karol	POL	Birel / BMB / Vega	13	3.464	2.976	55.117	3		104.8
4	57	Energy North Europe	FIN	Tiihonen, Niklas	FIN	Energy / Parilla / Vega	13	3.553	0.089	54.942	4		
5	70	Morsicani Racing	ITA	Speedy, (A. Fuoco)	ITA	Tony Kart / Vortex / Vega	13	3.716	0.163	54.966	5		104.9
6	76	VDK Racing	GBR	Compere, Victor	GBR	Kosmic / Vortex / Vega	13	5.245	1.529	55.152	6		
7	133	ART Grand Prix Srl	ITA	Nylund, Niclas	FIN	ART GP / Parilla / Vega	13	7.002	1.757	55.150	7		
8	170	RK Racing Team	AUT	Waldherr, Michael	DEU	RK / BMB / Vega	13	7.172	0.170	55.062	8		105.3
9	147	Comer	ITA	Santilli, Alessio	ITA	Top Kart / Parilla / Vega	13	7.355	0.183	55.124	9		104.6
10	158	Millennium Motorsport	GBR	Sutton, David	GBR	Intrepid / TM / Vega	13	7.454	0.099	55.234	10		
11	166	CRG SpA	ITA	Varley, Luke	GBR	LH / BMB / Vega	13	8.381	0.927	55.040	11		105.8
12	128	Bruneau, Olivier	GBR	Moineault, Valentin	GBR	Tony Kart / Vortex / Vega	13	8.867	0.486	54.965	12		105.5
13	171	RS-Motorsport	DEU	Zimmermann, Tim	DEU	Maranello / TM / Vega	13	10.544	1.677	55.411	13		104.8
14	140	Petit, Daniel	DEU	Petit, Hubert	DEU	Sodi / Parilla / Vega	13	12.886	2.342	55.507	14		105.5
15	112	Tony Kart Racing Team	ITA	Kiyohara, Ryota	JPN	Tony Kart / Vortex / Vega	13	14.136	1.250	54.639	15		105.3
16	143	Forza Racing	GBR	Read, Josh	GBR	Intrepid / TM / Vega	13	15.644	1.508	55.536	16		103.6
17	137	Daems Racing	BEL	Pereira, Dylan	LUX	Tony Kart / Vortex / Vega	13	19.980	4.336	55.617	17		106.3
18	95	Comer	ITA	Guazzaroni, Alessio	ITA	Top Kart / Parilla / Vega	13	20.651	0.671	55.198	18	+10.000	
19	74	ADAC Motorsport	DEU	Brunner, Lisa Christin	DEU	Mach 1 / TM / Vega	13	34.974	14.323	56.606	19		103.6
20	149	Maranello Kart	ITA	Schettino, Mario	ITA	Maranello / Maranello / Vega	13	51.322	16.348	57.466	20		105.0
21	59	Formula K	ITA	Hubert, Anthoine	GBR	FK / TM / Vega	10	3 Laps	3 Laps	55.089	21		105.0
22	144	Energy Corse	ITA	Romanov, Vasiliy	RUS	Energy / Parilla / Vega	6	7 Laps	4 Laps	55.254	22		
23	148	Comer	ITA	Savona, Federico	ITA	Top Kart / Parilla / Vega	6	7 Laps	1.702	56.072	23		
24	93	GP Racing	ITA	Gonzales, Nicolas	GBR	GP / TM / Vega	4	9 Laps	2 Laps	56.371	24		
25	123	Scuderia PCR Srl	ITA	Maestranzi, Marco	ITA	PCR / Parilla / Vega	3	10 Laps	1 Lap	57.356	25		
26	172	Morsicani Racing	ITA	Walilko, Igor	POL	Tony Kart / Vortex / Vega	2	11 Laps	1 Lap	58.930	26		
27	111	Tony Kart Racing Team	ITA	Kasai, Takashi	JPN	Tony Kart / Vortex / Vega	1	12 Laps	1 Lap	1:01.839	27		
28	132	Mach 1 Motorsport	DEU	Norris, John	IRL	Mach 1 / TM / Vega	0	13 Laps	1 Lap		28		

No.95 Guazzaroni, Alessio : 10 sec time penalty for bad manoeuvre (art 2.24 CIK General Prescriptions). According to Stewards' Decision No.248.

Start Time : 21/07/2012 - 13:56:40

Best Lap : No.112 Kiyohara, Ryota 54.639 91.05 Kph

Weather : Slightly cloudy Air : 18°C Track : Dry

Event Record : No.85 Fioravanti, Damiano 54.584 91.14 Kph





DOCUMENT N° 248
DÉCISION DES COMMISSAIRES SPORTIFS
STEWARDS' DECISION

PÉNALITÉ INFLIGÉE AU CONCURRENT (NOM) : **Comer**
 PENALTY INFLICTED UPON THE ENTRANT (NAME):
 NATIONALITÉ / NATIONALITY: **ITA**
 N°: **95** PILOTE : **Guazzaroni, Alessio**
 No.: DRIVER :

Concerne la partie de l'Épreuve : **KF2 - Qualifying Heat C-E**
 Concerns the part of the event:

ÉNONCÉ / STATEMENT:
10 sec time penalty in the Heat C=E

MOTIF / REASON:
 The Driver no. 95 was involved in an incident. In the Heat in 6th lap by post 5 he pushed the kart in front of him (no140) an following of this manoevre he takes an advantage (reported by the Judge of Fact, proved by relevant video sequence). Having considered the report of the Judge of Fact, having considered the video and after hearing the Entrant concerned, the Stewards assess this manoevre as an incident according art 2.24 CIK GP. This decision is made in application of art. 2.24 CIK GP and art. 153 ISC

Décision annoncée Date / Date: **21/07/2012** Heure / Time: **15:28**
Decision announced

Nom / Name	Signature
Président du Collège / <i>Chairman of the Panel:</i>	
Horst SEIDEL (DEU) :
Membres du Collège / <i>Members of the Panel:</i>	
Michel WALTISPERGER (FRA) :
Richard NORBURY (GBR) :

NOTIFICATION AU CONCURRENT CONCERNÉ / NOTIFICATION TO THE RELEVANT ENTRANT

Je soussigné :
I undersigned: Nom personnel / *personal name*

Représentant du Concurrent : **Comer**
Representing the Entrant: Nom du Concurrent / *Entrant's name*

Certifie avoir reçu notification du document N° **248** des Commissaires Sportifs de l'Épreuve.
Certify that I have been notified of document No. *by the Stewards of the Meeting.*

Date : Heure / Time: Signature :



PF Int'l | 19 - 22.07.2012

CIK-FIA European KF2 Championship (Rd2)

KF2



KF2

Qualifying Heat C-E

Lap Chart

For information purposes. No official / regulatory value

	1	2	3	4	5	6	7	8	9	10	11	12	13	14	15	16	17	18	19	20	21	22	23	24	25	26	27	28
Grid	63	59	61	144	133	140	70	57	76	56	158	166	147	171	137	170	172	132	143	128	111	112	148	93	95	123	149	74
Start	63	59	61	144	133	70	57	56	76	140	158	171	170	147	132	137	172	128	143	112	93	111	123	74	148	95	149	166
Lap 1 Interval	63	61 0.6	59 0.1	133 0.4	56 0.2	70 0.0	76 0.7	57 0.4	158 1.1	171 0.3	170 0.0	140 0.6	147 0.1	137 0.0	172 0.1	123 0.1	111 0.0	144 0.0	95 0.4	143 0.1	148 0.2	128 0.0	93 0.2	166 0.0	74 0.8	149 0.5	112 9.1	
Lap 2	63	59 0.3	61 1.3	76 0.1	56 0.2	70 0.4	57 0.0	133 0.4	158 0.4	170 0.9	147 0.4	171 1.1	140 0.3	137 0.0	144 0.1	172 0.2	95 0.2	148 0.3	128 0.0	166 0.1	93 0.6	74 0.4	143 2.1	149 0.5	123 1.1	112 4.2		
Lap 3	59	63 0.2	76 1.6	56 0.2	61 0.3	70 0.1	133 0.5	57 0.0	158 0.2	170 0.8	147 0.4	171 1.6	140 0.7	137 0.0	95 0.2	166 0.5	148 0.5	144 0.0	128 0.1	74 0.4	93 0.3	143 1.6	149 1.9	123 0.1	112 3.0			
Lap 4	59	63 0.3	61 2.1	56 0.4	76 0.0	70 0.1	57 0.1	133 0.4	158 0.1	170 0.5	147 0.8	171 1.5	140 0.6	137 0.1	166 0.3	95 0.2	144 0.0	128 0.7	148 0.3	74 0.5	93 0.0	143 1.7	149 4.7	112 0.1				
Lap 5	59	63 0.3	61 1.9	56 0.5	76 0.4	57 0.3	133 0.4	158 0.2	70 0.2	170 0.4	147 0.5	171 1.8	166 1.2	140 0.4	144 0.0	95 0.3	128 0.1	137 0.2	148 0.1	143 2.4	112 4.8	149 2.6	74 0.7					
Lap 6	59	63 0.3	61 1.7	56 0.9	76 0.4	57 0.1	133 0.5	70 0.2	158 0.3	170 0.2	147 0.7	171 2.0	166 0.7	144 0.4	95 0.8	128 0.2	140 0.4	148 0.1	137 0.1	143 2.0	112 4.2	74 5.3	149 0.4					
Lap 7	59	63 0.3	61 1.6	56 1.3	76 0.2	57 0.2	133 0.5	70 0.1	158 0.4	170 0.4	147 0.7	171 2.3	166 0.7	128 1.0	95 0.2	140 0.4	143 2.6	137 1.7	112 1.4	74 7.4	149 0.8							
Lap 8	59	63 0.2	61 1.3	56 1.6	57 0.6	76 0.2	70 0.1	133 0.3	158 0.3	170 0.4	147 0.7	171 2.5	166 0.2	128 1.1	95 0.4	140 0.6	143 2.5	137 2.2	112 0.1	74 9.5	149 1.5							
Lap 9	59	63 0.1	61 1.1	56 2.0	57 0.6	70 0.2	133 1.0	76 0.2	158 0.1	170 0.2	147 0.4	166 2.8	171 0.4	128 0.3	95 0.8	140 1.0	143 2.4	112 1.6	137 1.5	74 9.9	149 6.5							
Lap 10	59	63 0.2	61 0.9	56 2.2	57 0.4	70 0.3	133 1.2	76 0.2	158 0.1	170 0.2	147 0.2	166 2.9	128 0.7	171 0.4	95 0.4	140 1.3	143 2.4	112 0.7	137 2.4	74 12.1	149 9.8							
Lap 11	63	61 0.6	56 2.6	57 0.1	70 0.6	133 1.2	76 0.2	158 0.2	170 0.1	147 0.6	166 2.7	128 0.5	171 0.8	95 0.2	140 1.6	143 2.4	112 0.0	137 3.5	74 13.1	149 11.5								
Lap 12	63	61 0.3	56 2.9	57 0.1	70 0.5	133 1.5	76 0.1	170 0.2	147 1.0	158 0.5	166 1.5	128 0.5	171 1.2	95 0.1	140 1.9	112 1.9	143 0.8	137 4.0	74 13.8	149 13.5								
Lap 13	63	61 0.4	56 2.9	57 0.0	70 0.1	76 1.5	133 1.7	170 0.1	147 0.1	158 0.0	166 0.9	128 0.4	171 1.6	95 0.1	140 2.2	112 1.2	143 1.5	137 4.3	74 14.9	149 16.3								





PF Int'l | 19 - 22.07.2012

CIK-FIA European KF2 Championship (Rd2)



KF2



KF2

Qualifying Heat C-E

Lap Time Analysis

For information purposes. No official / regulatory value

Laps	Sector 1	Spd 1	Sector 2	Sector 3	Spd 2	Lap Time
No.56 Basz, Karol						
1	21.729	116.2	18.632	18.765	116.9	59.126
2	21.205	116.5	18.255	18.503	116.8	57.963
3	20.573	115.9	17.857	18.217	116.7	56.647
4	20.138	117.2	18.184	18.314	116.9	56.636
5	19.966	116.8	17.550	17.970	116.5	55.486
6	20.057	116.7	17.468	18.059	115.8	55.584
7	19.959	116.6	17.468	17.959	115.6	55.386
8	19.944	116.6	17.348	17.982	115.7	55.274
9	19.891	116.7	17.362	17.895	116.0	55.148
10	19.973	116.5	17.314	17.947	115.6	55.234
11	19.931	116.5	17.326	17.934	115.4	55.191
12	19.931	116.6	17.249	17.937	115.9	55.117
13	19.916	116.3	17.761	18.356	116.2	56.033

Laps	Sector 1	Spd 1	Sector 2	Sector 3	Spd 2	Lap Time
No.57 Tiihonen, Niklas						
1	22.831	117.6	18.796	18.807	117.4	1:00.434
2	20.274	117.4	18.045	18.914	118.3	57.233
3	20.823	117.0	18.152	18.230	118.6	57.205
4	20.148	116.9	17.698	17.978	118.2	55.824
5	20.249	116.9	17.576	18.179	117.7	56.004
6	19.955	117.7	17.402	17.960	118.6	55.317
7	20.031	117.9	17.404	17.935	118.0	55.370
8	19.853	117.6	17.685	17.917	117.7	55.455
9	19.910	117.1	17.293	17.893	118.0	55.096
10	19.888	117.3	17.303	17.829	117.8	55.020
11	19.857	117.5	17.238	17.847	118.2	54.942
12	19.993	117.5	17.297	17.807	118.4	55.097
13	19.898	117.5	17.714	18.346	118.9	55.958

Laps	Sector 1	Spd 1	Sector 2	Sector 3	Spd 2	Lap Time
No.59 Hubert, Anthoine						
1	21.513	114.6	18.594	18.620	116.9	58.727
2	20.516	115.5	17.895	18.534	116.5	56.945
3	20.143	115.8	17.925	18.133	115.9	56.201
4	20.193	115.1	17.671	17.988	116.2	55.852
5	20.087	115.7	17.518	17.924	114.6	55.529
6	19.979	115.7	17.451	17.960	116.2	55.390
7	19.938	115.5	17.371	17.868	116.1	55.177
8	19.971	115.7	17.393	17.937	116.0	55.301
9	19.961	115.6	17.288	17.842	116.3	55.091
10	19.991	115.6	17.295	17.803	116.3	55.089

Laps	Sector 1	Spd 1	Sector 2	Sector 3	Spd 2	Lap Time
No.61 Joyner, Tom						
1	21.400	114.6	18.547	18.640	116.6	58.587
2	21.740	107.4	18.128	18.524	116.2	58.392
3	20.898	115.6	18.206	18.247	116.8	57.351
4	20.087	115.6	17.812	17.989	116.1	55.888
5	19.972	115.7	17.401	17.951	116.1	55.324
6	19.975	115.7	17.313	17.914	116.3	55.202
7	19.886	115.7	17.245	17.868	116.1	54.999
8	19.918	115.6	17.228	17.809	116.4	54.955

Laps	Sector 1	Spd 1	Sector 2	Sector 3	Spd 2	Lap Time
9	19.874	115.7	17.160	17.755	116.4	54.789
10	19.946	115.6	17.192	17.839	116.4	54.977
11	19.934	115.9	17.115	17.744	116.4	54.793
12	19.882	115.8	17.177	17.786	116.6	54.845
13	19.911	115.8	18.003	18.110	116.8	56.024

Laps	Sector 1	Spd 1	Sector 2	Sector 3	Spd 2	Lap Time
No.63 Litchfield, Mark						
1	21.276	114.9	18.060	18.709	114.2	58.045
2	20.687	114.5	18.170	18.472	114.5	57.329
3	20.338	115.0	18.233	18.246	116.5	56.817
4	20.322	115.4	17.566	18.079	116.5	55.967
5	20.098	115.2	17.405	18.024	116.0	55.527
6	19.985	115.4	17.354	17.991	116.4	55.330
7	20.019	115.0	17.282	17.874	116.2	55.175
8	19.943	115.7	17.273	18.009	116.2	55.225
9	19.922	115.6	17.194	17.921	116.7	55.037
10	19.960	115.6	17.264	17.934	116.4	55.158
11	19.916	115.7	17.166	17.967	115.1	55.049
12	19.958	115.2	17.236	17.935	115.3	55.129
13	19.987	115.4	17.884	18.047	114.9	55.918

Laps	Sector 1	Spd 1	Sector 2	Sector 3	Spd 2	Lap Time
No.70 Speedy, (A. Fuoco)						
1	22.456	116.2	18.159	18.648	116.7	59.263
2	20.765	115.4	17.960	19.631	115.9	58.356
3	20.394	115.8	17.980	18.252	117.4	56.626
4	20.262	115.7	17.886	18.229	116.3	56.377
5	20.315	116.1	18.698	17.993	115.1	57.006
6	20.042	115.6	17.359	17.857	116.5	55.258
7	20.008	115.7	17.363	17.842	115.4	55.213
8	20.014	116.3	17.304	17.828	116.3	55.146
9	20.022	115.8	17.162	17.782	116.4	54.966
10	20.002	115.5	17.226	17.904	114.3	55.132
11	20.084	115.6	17.217	17.894	115.6	55.195
12	20.022	115.5	17.198	17.813	115.1	55.033
13	20.080	115.6	17.352	18.143	115.9	55.575

Laps	Sector 1	Spd 1	Sector 2	Sector 3	Spd 2	Lap Time
No.74 Brunner, Lisa Christin						
1	24.923	107.1	19.727	19.178	113.9	1:03.828
2	20.832	113.4	18.673	18.895	114.1	58.400
3	20.470	112.6	18.184	18.452	114.3	57.106
4	20.345	113.9	17.935	18.326	114.0	56.606
5	20.292	113.7	27.072	18.825	113.5	1:06.189
6	20.587	113.7	18.157	18.462	113.7	57.206
7	20.483	113.3	18.027	18.502	113.6	57.012
8	20.627	113.5	17.843	18.311	113.5	56.781
9	20.571	113.4	17.729	18.421	113.7	56.721
10	20.663	112.9	18.749	18.445	113.7	57.857
11	20.691	113.4	17.845	18.445	113.9	56.981
12	20.533	112.9	17.932	18.492	113.6	56.957
13	20.710	113.8	17.891	18.550	113.5	57.151





PF Int'l | 19 - 22.07.2012

CIK-FIA European KF2 Championship (Rd2)



KF2



KF2

Qualifying Heat C-E

Lap Time Analysis

For information purposes. No official / regulatory value

Laps	Sector 1	Spd 1	Sector 2	Sector 3	Spd 2	Lap Time
No.76 Compere, Victor						
1	23.015	116.0	18.370	18.565	115.4	59.950
2	20.363	115.7	18.030	18.451	116.3	56.844
3	20.499	115.8	17.852	18.304	115.5	56.655
4	20.318	116.4	18.376	18.279	117.6	56.973
5	20.259	116.2	17.610	18.030	116.0	55.899
6	20.041	116.3	17.477	17.982	116.0	55.500
7	19.972	116.2	17.349	17.898	117.0	55.219
8	20.055	116.6	17.917	18.013	116.4	55.985
9	20.387	116.6	17.966	18.048	116.6	56.401
10	20.006	116.5	17.320	17.990	116.3	55.316
11	19.929	116.3	17.341	17.882	116.3	55.152
12	20.001	116.2	17.370	17.951	117.2	55.322
13	20.168	116.1	17.283	17.914	116.6	55.365

No.93 Gonzales, Nicolas						
1	25.086	115.1	19.044	18.988	111.8	1:03.118
2	21.466	110.9	18.695	18.652	115.8	58.813
3	20.639	115.4	18.758	18.496	116.7	57.893
4	20.350	116.6	17.892	18.129	117.6	56.371

No.95 Guazzaroni, Alessio						
1	24.360	115.0	18.711	19.091	116.0	1:02.162
2	21.526	115.1	18.343	18.492	116.1	58.361
3	20.673	115.0	18.008	18.302	116.3	56.983
4	20.438	115.9	18.080	18.081	116.4	56.599
5	20.283	108.6	18.155	18.284	116.4	56.722
6	20.161	115.7	17.677	17.981	116.0	55.819
7	20.190	115.7	17.649	17.971	116.6	55.810
8	20.060	115.8	17.321	18.027	116.5	55.408
9	20.113	115.9	17.348	17.896	116.2	55.357
10	20.060	115.9	17.251	17.887	116.4	55.198
11	20.011	116.3	17.126	18.140	117.2	55.277
12	20.057	115.2	17.412	17.836	115.7	55.305
13	20.162	116.1	17.175	18.052	116.8	55.389

No.111 Kasai, Takashi						
1	23.745	111.9	19.157	18.937	115.1	1:01.839

No.112 Kiyohara, Ryota						
1	35.198	110.4	19.046	19.763	113.2	1:14.007
2	20.432	115.2	18.008	18.315	114.8	56.755
3	20.319	115.2	17.631	18.232	114.9	56.182
4	20.022	115.4	17.487	18.689	116.2	56.198
5	20.413	115.4	17.323	18.385	114.8	56.121
6	20.047	115.6	17.305	17.896	115.4	55.248
7	19.916	115.3	17.280	17.724	115.9	54.920
8	19.907	115.7	17.122	17.681	117.0	54.710
9	19.975	115.9	17.120	17.743	115.9	54.838
10	19.849	115.8	17.053	17.737	115.1	54.639
11	19.903	115.9	17.297	17.750	117.3	54.950

Laps	Sector 1	Spd 1	Sector 2	Sector 3	Spd 2	Lap Time
12	20.088	116.3	17.165	17.710	116.0	54.963
13	19.887	115.3	17.164	17.909	116.3	54.960

No.123 Maestranzi, Marco						
1	23.733	113.3	18.847	19.093	116.4	1:01.673
2	26.894	116.2	18.786	18.734	116.0	1:04.414
3	20.469	116.4	18.098	18.789	116.1	57.356

No.128 Moineault, Valentin						
1	25.535	112.7	19.128	18.935	114.8	1:03.598
2	21.461	117.2	18.235	18.533	115.5	58.229
3	20.523	115.4	19.154	18.253	115.8	57.930
4	20.374	116.3	17.727	17.989	115.8	56.090
5	20.006	116.9	17.887	18.144	116.8	56.037
6	20.184	116.0	17.730	18.003	115.9	55.917
7	20.059	115.8	17.382	17.857	115.4	55.298
8	19.931	116.9	17.319	17.969	115.5	55.219
9	19.943	115.0	17.244	17.778	115.9	54.965
10	19.959	119.1	17.322	17.885	115.5	55.166
11	19.991	117.1	17.203	17.878	115.7	55.072
12	19.973	115.1	17.192	17.842	115.7	55.007
13	19.902	116.6	17.262	17.855	116.3	55.019

No.133 Nylund, Niclas						
1	21.769	116.1	18.611	18.687	116.5	59.067
2	20.793	116.8	18.114	20.231	117.1	59.138
3	20.465	117.4	17.956	18.276	116.9	56.697
4	20.181	116.9	17.946	18.207	116.9	56.334
5	20.178	117.4	17.571	18.241	116.5	55.990
6	20.081	116.8	17.424	17.990	117.0	55.495
7	19.998	117.1	17.317	17.974	117.4	55.289
8	20.043	116.9	17.577	18.019	117.4	55.639
9	20.021	116.8	17.714	17.959	116.9	55.694
10	20.099	117.0	17.329	17.920	115.9	55.348
11	19.963	117.0	17.285	17.902	116.0	55.150
12	20.063	117.2	17.412	17.903	116.4	55.378
13	20.802	114.6	18.055	18.436	116.3	57.293

No.137 Pereira, Dylan						
1	24.367	113.4	18.834	19.090	113.7	1:02.291
2	21.700	116.0	18.446	18.619	116.5	58.765
3	20.702	116.0	18.364	18.317	113.8	57.383
4	20.444	116.5	17.677	18.022	117.0	56.143
5	20.313	116.7	19.226	18.251	115.2	57.790
6	20.142	116.3	18.142	18.060	117.0	56.344
7	21.060	115.8	20.161	18.532	113.9	59.753
8	20.242	116.4	17.743	18.042	114.1	56.027
9	20.301	116.8	17.419	18.783	114.2	56.503
10	20.157	116.1	17.377	18.083	114.0	55.617
11	20.359	116.0	17.521	18.136	113.4	56.016
12	20.124	115.9	17.551	18.575	114.4	56.250
13	20.386	115.8	17.551	18.034	114.5	55.971





PF Int'l | 19 - 22.07.2012

CIK-FIA European KF2 Championship (Rd2)



KF2



KF2

Qualifying Heat C-E

Lap Time Analysis

For information purposes. No official / regulatory value

Laps	Sector 1	Spd 1	Sector 2	Sector 3	Spd 2	Lap Time
No.140 Petit, Hubert						
1	23.461	106.2	19.916	19.082	115.2	1:02.459
2	21.544	108.5	18.565	18.812	115.6	58.921
3	20.634	112.8	18.225	18.531	114.5	57.390
4	20.286	116.3	17.709	18.093	115.0	56.088
5	20.365	114.6	18.572	18.205	115.5	57.142
6	20.452	114.7	18.163	18.180	115.8	56.795
7	20.188	114.9	17.501	17.965	115.8	55.654
8	20.134	115.7	17.512	17.979	115.3	55.625
9	20.209	115.5	17.475	18.014	115.2	55.698
10	20.208	115.6	17.395	17.904	115.1	55.507
11	20.157	115.6	17.481	17.972	115.7	55.610
12	20.155	115.4	17.439	17.979	115.5	55.573
13	20.096	115.6	17.571	18.018	115.6	55.685

Laps	Sector 1	Spd 1	Sector 2	Sector 3	Spd 2	Lap Time
No.143 Read, Josh						
1	24.578	109.0	19.510	19.038	114.3	1:03.126
2	23.889	112.6	19.075	18.956	113.7	1:01.920
3	20.522	113.3	18.062	18.421	114.0	57.005
4	20.435	113.6	17.746	18.228	114.1	56.409
5	20.323	113.7	17.654	18.184	114.0	56.161
6	20.276	113.9	17.504	18.074	114.5	55.854
7	20.248	114.1	17.569	18.108	114.3	55.925
8	20.162	114.0	17.380	18.001	114.4	55.543
9	20.196	114.2	17.242	18.117	114.5	55.555
10	20.120	114.2	17.337	18.079	114.4	55.536
11	20.124	113.8	17.377	18.117	114.6	55.618
12	20.465	114.7	17.410	17.999	114.8	55.874
13	20.209	113.8	17.380	18.063	114.3	55.652

Laps	Sector 1	Spd 1	Sector 2	Sector 3	Spd 2	Lap Time
No.144 Romanov, Vasilij						
1	25.268	116.3	19.466	18.780	119.0	1:03.514
2	21.711	107.8	18.212	18.431	119.3	58.354
3	21.047	117.1	19.336	18.236	119.7	58.619
4	20.051	118.5	17.538	17.972	119.5	55.561
5	20.120	118.5	18.094	18.094	117.6	56.308
6	19.938	118.9	17.495	17.821	119.2	55.254

Laps	Sector 1	Spd 1	Sector 2	Sector 3	Spd 2	Lap Time
No.147 Santilli, Alessio						
1	24.302	115.2	18.930	19.141	115.3	1:02.373
2	21.005	115.4	17.943	18.341	115.5	57.289
3	20.315	115.3	17.821	18.315	115.5	56.451
4	20.411	115.9	17.738	18.088	115.4	56.237
5	20.173	115.7	17.556	18.105	115.2	55.834
6	20.146	115.6	17.369	18.095	114.7	55.610
7	20.230	115.5	17.341	17.979	115.6	55.550
8	20.188	115.6	17.308	17.921	115.4	55.417
9	20.147	115.8	17.249	17.848	115.8	55.244
10	20.014	115.8	17.173	17.937	116.2	55.124
11	20.064	115.7	17.501	17.821	115.8	55.386
12	20.068	116.0	17.486	18.137	114.8	55.691

Laps	Sector 1	Spd 1	Sector 2	Sector 3	Spd 2	Lap Time
13	20.070	115.8	17.605	18.496	116.1	56.171
No.148 Savona, Federico						
1	24.419	110.9	19.072	19.120	115.5	1:02.611
2	21.260	114.9	18.333	18.666	115.1	58.259
3	21.384	115.0	18.004	18.386	115.0	57.774
4	20.510	115.7	17.936	18.193	115.4	56.639
5	20.275	115.5	17.631	18.227	115.7	56.133
6	20.261	115.8	17.672	18.139	115.9	56.072

Laps	Sector 1	Spd 1	Sector 2	Sector 3	Spd 2	Lap Time
No.149 Schettino, Mario						
1	24.292	113.3	19.749	19.474	114.3	1:03.515
2	22.033	113.6	19.328	19.125	114.4	1:00.486
3	21.158	114.2	18.337	18.892	114.4	58.387
4	21.592	113.8	18.392	19.240	114.8	59.224
5	21.430	112.8	18.339	19.098	114.3	58.867
6	21.193	113.6	18.666	18.556	115.1	58.415
7	20.752	114.6	18.074	18.640	114.5	57.466
8	20.812	113.5	18.060	18.621	114.5	57.493
9	22.085	110.9	18.793	20.852	107.8	1:01.730
10	23.207	113.2	18.397	19.466	113.2	1:01.070
11	21.708	113.9	17.845	19.133	114.1	58.686
12	21.584	113.0	18.296	19.137	114.0	59.017
13	21.399	113.9	18.432	20.102	109.7	59.933

Laps	Sector 1	Spd 1	Sector 2	Sector 3	Spd 2	Lap Time
No.158 Sutton, David						
1	23.519	106.6	19.257	18.626	116.3	1:01.402
2	20.499	115.7	18.083	18.416	115.5	56.998
3	20.316	117.2	17.995	18.249	112.3	56.560
4	20.201	116.0	17.814	18.182	117.9	56.197
5	20.107	117.4	18.034	17.911	115.9	56.052
6	20.063	117.0	17.763	17.984	118.8	55.810
7	20.051	115.6	17.441	17.888	116.8	55.380
8	20.013	116.3	17.449	17.871	117.0	55.333
9	20.042	116.1	17.805	17.947	116.4	55.794
10	20.022	115.0	17.337	17.890	117.1	55.249
11	19.999	116.7	17.349	17.886	116.6	55.234
12	20.711	116.3	18.294	17.979	117.3	56.984
13	20.111	115.9	17.463	18.135	114.4	55.709

Laps	Sector 1	Spd 1	Sector 2	Sector 3	Spd 2	Lap Time
No.166 Varley, Luke						
1	24.128	106.7	19.127	18.825	117.4	1:02.080
2	21.298	109.2	18.378	18.417	117.8	58.093
3	20.885	116.6	18.062	18.098	117.7	57.045
4	19.998	114.2	17.791	18.016	117.8	55.805
5	20.151	117.3	18.042	17.976	117.2	56.169
6	19.999	116.9	17.452	17.848	117.4	55.299
7	19.988	116.8	17.815	18.002	117.6	55.805
8	19.885	116.9	17.361	17.859	117.7	55.105
9	20.002	117.1	17.455	17.919	117.5	55.376
10	20.012	116.6	17.289	17.887	117.3	55.188
11	19.984	116.6	17.364	17.887	117.3	55.235





PF Int'l | 19 - 22.07.2012

CIK-FIA European KF2 Championship (Rd2)

KF2



KF2

Qualifying Heat C-E

Lap Time Analysis

For information purposes. No official / regulatory value

Laps	Sector 1	Spd 1	Sector 2	Sector 3	Spd 2	Lap Time
12	19.927	116.7	17.321	17.792	117.4	55.040
13	19.932	116.7	17.265	17.862	117.8	55.059

No.170 Waldherr, Michael

1	23.789	112.4	19.223	18.674	115.4	1:01.686
2	20.940	115.1	18.129	18.491	115.3	57.560
3	20.375	114.8	17.863	18.224	113.9	56.462
4	20.356	114.9	17.547	17.964	115.2	55.867
5	20.186	115.4	17.824	18.139	115.0	56.149
6	20.142	115.3	17.366	17.901	116.0	55.409
7	20.270	115.2	17.422	17.834	115.9	55.526
8	20.112	115.4	17.435	17.859	115.7	55.406
9	20.160	115.4	17.542	17.881	116.2	55.583
10	20.136	115.3	17.271	17.857	115.7	55.264
11	20.101	115.7	17.187	17.774	116.3	55.062
12	20.154	115.3	17.150	17.918	116.5	55.222
13	20.356	115.5	18.285	18.437	115.1	57.078

No.171 Zimmermann, Tim

1	23.652	111.5	19.239	18.787	116.9	1:01.678
2	22.128	116.1	18.512	18.647	116.9	59.287
3	20.477	116.0	17.885	18.622	115.5	56.984
4	20.271	116.4	17.737	18.143	117.0	56.151
5	20.224	117.0	17.705	18.141	116.9	56.070
6	20.149	116.7	17.495	18.178	117.0	55.822
7	20.183	116.7	17.519	18.117	116.9	55.819
8	20.135	116.7	17.455	18.014	116.9	55.604
9	20.074	116.6	17.971	17.989	117.4	56.034
10	20.094	116.8	17.799	18.049	117.3	55.942
11	20.025	116.8	17.422	17.996	117.1	55.443
12	20.088	116.7	17.396	17.927	117.6	55.411
13	20.026	116.7	17.323	18.125	117.4	55.474

No.172 Walilko, Igor

1	24.468	114.4	18.865	19.072	115.3	1:02.405
2	21.954	115.8	18.559	18.417	116.6	58.930





KF2

Qualifying Heat C-E


Starting Grid

Document 33

Subject to scrutineering & sporting investigations

149	Schettino, Mario Maranello / Maranello / Vega		14	74	Brunner, Lisa Christin Mach 1 / TM / Vega	
95	Guazzaroni, Alessio Top Kart / Parilla / Vega		13	123	Maestranzi, Marco PCR / Parilla / Vega	
148	Savona, Federico Top Kart / Parilla / Vega		12	93	Gonzales, Nicolas GP / TM / Vega	
111	Kasai, Takashi Tony Kart / Vortex / Vega		11	112	Kiyohara, Ryota Tony Kart / Vortex / Vega	
143	Read, Josh Intrepid / TM / Vega		10	128	Moineault, Valentin Tony Kart / Vortex / Vega	
172	Walilko, Igor Tony Kart / Vortex / Vega		9	132	Norris, John Mach 1 / TM / Vega	
137	Pereira, Dylan Tony Kart / Vortex / Vega		8	170	Waldherr, Michael RK / BMB / Vega	
147	Santilli, Alessio Top Kart / Parilla / Vega		7	171	Zimmermann, Tim Maranello / TM / Vega	
158	Sutton, David Intrepid / TM / Vega		6	166	Varley, Luke LH / BMB / Vega	
76	Compere, Victor Kosmic / Vortex / Vega		5	56	Basz, Karol Birel / BMB / Vega	
70	Speedy, (A. Fuoco) Tony Kart / Vortex / Vega		4	57	Tiihonen, Niklas Energy / Parilla / Vega	
133	Nylund, Niclas ART GP / Parilla / Vega		3	140	Petit, Hubert Sodi / Parilla / Vega	
61	Joyner, Tom LH / BMB / Vega		2	144	Romanov, Vasiliy Energy / Parilla / Vega	
63	Litchfield, Mark Zanardi / Parilla / Vega		1	59	Hubert, Anthoine FK / TM / Vega	

POLE POSITION



Start : 21/07/2012 - 13:55 13 Laps = 17.966 Km

PF INT'L (GBR) - 19/07/2012 - 22/07/2012

CIK-FIA



KF2 Qualifying Heat B-F
Results

Document 50.1

Subject to scrutineering & sporting investigations

Rnk	No.	Entrant	Nat	Driver	Nat	Equipment	Laps	Gap	Interv.	Best Lap	Points	dB
1	55	ART Grand Prix Srl	ITA	Barnicoat, Benjamin	GBR	ART GP / Parilla / Vega	13			54.873	0	105.3
2	162	CRG SpA	ITA	Tiene, Felice	ITA	CRG / BMB / Vega	13	0.228	0.228	54.908	2	
3	51	ART Grand Prix Srl	ITA	Leclerc, Charles	MCO	ART GP / Parilla / Vega	13	1.150	0.922	55.000	3	
4	54	Tony Kart Racing Team	ITA	Camponeschi, Flavio	ITA	Tony Kart / Vortex / Vega	13	1.393	0.243	54.934	4	
5	135	Tony Kart Racing Team	ITA	Panetta, Federico	ARG	Tony Kart / Vortex / Vega	13	2.031	0.638	55.070	5	103.6
6	139	Tony Kart Racing Team	ITA	Petjoi, Teemu Markus	FIN	Tony Kart / Vortex / Vega	13	3.108	1.077	55.156	6	105.1
7	96	Millennium Motorsport	GBR	Hamilton, Alexander	IRL	Intrepid / TM / Vega	13	4.350	1.242	55.379	7	103.8
8	91	Tony Kart Racing Team	ITA	Gil Contreras, Carlos	ESP	Tony Kart / Vortex / Vega	13	4.966	0.616	55.069	8	104.7
9	124	Energy North Europe	FIN	Mäntylä, Ville	FIN	Energy / Parilla / Vega	13	5.999	1.033	55.296	9	105.0
10	136	Tony Kart Racing Team	ITA	Paz Patric Armand, Philo	IDN	Tony Kart / Vortex / Vega	13	7.047	1.048	55.365	10	106.1
11	145	Birel Motorsport	ITA	Rossel, Kevin	DNK	Birel / BMB / Vega	13	7.206	0.159	55.042	11	106.5
12	104	Ricky Flynn Motorsport	GBR	Hoque, Zubair	GBR	FA Kart / Vortex / Vega	13	8.459	1.253	54.897	12	107.3
13	64	Kosmic Racing Dept	ITA	Gromanová, Tereza	CZE	Kosmic / Vortex / Vega	13	12.069	3.610	55.356	13	106.1
14	169	Chiesa Corse	ITA	Vivacqua, Thiago	BRA	Zanardi / Parilla / Vega	13	13.914	1.845	55.208	14	106.2
15	131	Ward Racing	SWE	Nilsson, Hannes	SWE	Tony Kart / Vortex / Vega	13	14.146	0.232	55.609	15	105.7
16	159	Kartronix	GBR	Tang, Andrew	SGP	Kosmic / TM / Vega	13	15.847	1.701	55.298	16	102.8
17	152	Intrepid Driver Program	ITA	Shiraishi, Yuta	JPN	Intrepid / TM / Vega	13	18.074	2.227	55.934	17	
18	100	VDK Racing	GBR	Haublin, Thibaut	BEL	Kosmic / Vortex / Vega	13	18.236	0.162	55.874	18	
19	146	ART Grand Prix Srl	ITA	Ruuskanen, Joni	FIN	ART GP / Parilla / Vega	13	18.906	0.670	55.915	19	105.0
20	75	Tony Kart Racing Team	ITA	Chang Wing Chung, Andy	MAC	Tony Kart / Vortex / Vega	13	22.566	3.660	55.692	20	
21	157	RK Racing Team	AUT	Stüger, Florian	DEU	RK / BMB / Vega	13	25.809	3.243	55.653	21	105.5
22	117	Ward Racing	SWE	Kuusiniemi, Jussi	FIN	Tony Kart / Vortex / Vega	13	27.559	1.750	55.710	22	105.4
23	84	Nees Racing	DEU	Erle, Fabian	DEU	Maranello / TM / Vega	13	28.587	1.028	56.208	23	105.0
24	118	LH Racing Team	SWE	Larsen, Kasper	DNK	LH / BMB / Vega	13	30.136	1.549	55.460	24	106.7
25	103	Genikart	ESP	Hiltbrand, Pedro	ESP	FA Kart / Vortex / Vega	4	9 Laps	9 Laps	56.264	25	
26	119	Comer	ITA	Lavelli, Kevin	ITA	Top Kart / Parilla / Vega	1	12 Laps	3 Laps	1:01.856	26	

Not Classified

	156	ADAC Motorsport	DEU	Speck, Lucas	DEU	Mach 1 / TM / Vega		DNS			29	
	116	RS-Motorsport	DEU	Krebs, Thomas S.	DNK	Maranello / TM / Vega		Excluded		55.555	30	104.4

No.116 Krebs, Thomas S. : Excluded for bad behaviour. Art 2.24 CIK General Prescriptions. According to Stewards' Decision No.246.

Start Time : 21/07/2012 - 13:36:24

Best Lap : No.55 Barnicoat, Benjamin 54.873 90.66 Kph

Weather : Slightly cloudy Air : 18°C Track : Dry

Event Record : No.85 Fioravanti, Damiano 54.584 91.14 Kph

PF INT'L (GBR) - 19/07/2012 - 22/07/2012





DOCUMENT N° 246

**DÉCISION DES COMMISSAIRES SPORTIFS
 STEWARDS' DECISION**

PÉNALITÉ INFLIGÉE AU CONCURRENT (NOM) : **RS-Motorsport**
 PENALTY INFLICTED UPON THE ENTRANT (NAME):

NATIONALITÉ / NATIONALITY: **DEU**

N°: **116** PILOTE : **Krebs, Thomas S.**
 No.: DRIVER :

Concerne la partie de l'Épreuve : **KF2 - Qualifying Heat B-F**
 Concerns the part of the event:

ÉNONCÉ / STATEMENT:

Exclusion from the Heat B=F

MOTIF / REASON:

During this Heat, the Driver concerned was involved in two incidents with several Driver (no 131 and no 119). Especially the hard push in the back of kart 119 is the reason for this penalty. Kart 119 impact very hard in tyre barrier (proved by relevant videos) After hearing the Entrant concerned, the Stewards feel that this contravenes art 2.24 CIK General Prescriptions and Code of Drifting Conduct. The Panel of Stewards takes its decision in accordance with art 152 & 153 FIA International Sporting Code.

Décision annoncée
 Decision announced

Date / Date: **21/07/2012**

Heure / Time: **14:59**

Nom / Name

Signature

Président du Collège / Chairman of the Panel:

Horst SEIDEL (DEU) :

Membres du Collège / Members of the Panel:

Michel WALTISPERGER (FRA) :

Richard NORBURY (GBR) :

NOTIFICATION AU CONCURRENT CONCERNÉ / NOTIFICATION TO THE RELEVANT ENTRANT

Je soussigné :
 I undersigned: Nom personnel / personal name

Représentant du Concurrent : **RS-Motorsport**
 Representing the Entrant: Nom du Concurrent / Entrant's name

Certifie avoir reçu notification du document N° **246** des Commissaires Sportifs de l'Épreuve.
 Certify that I have been notified of document No. by the Stewards of the Meeting.

Date : Heure / Time: Signature :



PF Int'l | 19 - 22.07.2012

CIK-FIA European KF2 Championship (Rd2)

KF2



KF2

Qualifying Heat B-F

Lap Chart

For information purposes. No official / regulatory value

	1	2	3	4	5	6	7	8	9	10	11	12	13	14	15	16	17	18	19	20	21	22	23	24	25	26	27	28
Grid	51	55	96	136	54	139	124	162	169	103	118	146	159	117	104	91	119	135	157	100	156	84	64	75	131	152	116	145
Start	51	96	55	136	54	139	162	124	103	169	118	146	159	117	104	119	157	91	135	64	100	131	84	116	75	152	145	
Lap 1 Interval	55	51 0.1	54 0.1	96 0.6	139 0.9	103 0.0	162 0.0	136 0.5	135 0.3	157 0.6	124 0.5	91 0.1	103 0.1	116 0.1	131 0.1	75 0.2	145 0.1	152 0.2	104 1.1	84 0.3	64 0.0	100 0.6	117 1.4	118 0.7	146 0.4	169 0.9	159 0.8	
Lap 2	54	55 0.4	51 0.1	96 0.2	162 0.8	139 0.6	135 0.1	136 0.5	103 0.1	157 0.2	124 0.0	91 0.7	116 0.4	131 0.2	75 0.1	145 0.0	152 0.2	104 0.5	64 1.2	100 0.1	84 0.2	118 1.1	117 0.3	146 0.3	169 0.7	159 2.5		
Lap 3	54	55 0.1	51 0.0	96 0.2	162 0.2	135 1.1	139 0.1	136 0.5	103 0.1	124 0.4	157 0.3	91 0.3	116 0.4	131 0.6	145 0.1	75 0.2	104 0.6	152 0.4	64 0.3	100 0.2	84 0.9	118 0.3	117 0.2	146 0.4	169 0.6	159 2.8		
Lap 4	55	54 0.3	51 0.1	162 0.1	96 0.2	135 0.6	139 0.1	103 1.1	136 0.4	124 0.1	91 0.3	157 0.5	116 0.1	145 0.6	75 0.5	131 0.2	104 0.2	152 0.5	64 0.0	100 0.4	118 1.2	84 0.8	117 0.0	169 0.1	146 0.3	159 2.5		
Lap 5	55	51 0.5	162 0.1	54 0.4	96 0.2	135 0.3	139 0.3	124 2.0	91 0.1	136 0.2	157 0.4	116 0.1	145 0.1	75 1.3	104 0.0	131 0.3	64 0.4	152 0.1	100 0.2	118 0.8	169 1.3	117 0.3	146 0.7	159 1.1	84 5.4			
Lap 6	55	162 0.3	51 0.2	54 0.3	96 0.2	135 0.3	139 0.5	124 2.0	91 0.0	136 0.6	157 0.5	145 0.2	116 0.3	104 1.2	75 0.2	64 1.0	131 0.2	152 0.5	118 0.1	169 0.8	100 0.0	117 0.3	146 0.8	159 0.5	84 7.3			
Lap 7	55	162 0.2	51 0.2	54 0.3	96 0.5	135 0.2	139 0.4	91 2.4	124 0.2	136 0.4	157 0.8	145 0.0	116 0.2	104 1.0	75 0.4	64 1.0	131 0.3	118 0.6	169 0.7	152 0.4	117 0.1	100 0.9	159 0.2	146 0.3	84 7.9			
Lap 8	162	55 0.1	51 0.1	54 0.1	135 0.9	96 0.2	139 0.1	91 2.4	124 0.3	136 0.5	145 1.7	116 0.2	157 0.0	104 0.0	75 0.9	64 0.5	131 0.7	118 0.3	169 0.4	152 1.1	117 0.0	159 0.5	100 0.9	146 0.2	84 8.0			
Lap 9	55	162 0.2	54 0.1	51 0.1	135 0.6	139 0.7	96 0.3	91 1.8	124 0.3	136 0.7	145 1.4	104 1.3	116 0.5	75 0.1	64 0.2	131 0.6	169 1.1	118 0.6	157 0.4	152 0.1	159 0.1	117 0.3	146 1.4	100 0.2	84 8.1			
Lap 10	55	162 0.2	54 0.5	51 0.1	135 0.7	139 0.6	96 0.2	91 1.8	124 0.2	136 1.0	145 1.1	104 1.2	116 1.0	75 0.1	64 0.1	131 0.7	169 0.6	118 1.0	157 0.3	159 0.0	117 0.5	152 0.3	146 1.2	100 0.1	84 8.5			
Lap 11	55	162 0.3	51 0.9	54 0.2	135 0.3	139 0.8	96 0.6	91 1.4	124 0.4	136 0.9	145 0.8	104 1.0	116 1.9	64 1.2	131 0.2	75 0.1	169 0.0	118 0.7	159 0.4	117 1.2	152 0.6	157 0.2	146 0.6	100 0.1	84 8.6			
Lap 12	55	162 0.2	51 1.0	54 0.3	135 0.4	139 0.9	96 1.0	91 0.9	124 0.7	136 1.0	145 0.5	104 1.1	116 2.5	64 0.8	131 0.7	169 0.1	159 2.9	118 0.5	117 0.0	157 0.3	152 0.2	100 0.1	146 0.9	75 0.8	84 7.4			
Lap 13	55	162 0.2	51 0.9	54 0.2	135 0.6	139 1.0	96 1.2	91 0.6	124 1.0	136 1.0	145 0.1	104 1.2	116 2.9	64 0.6	169 1.8	131 0.2	159 1.7	152 2.2	100 0.1	146 0.6	75 3.6	157 3.2	117 1.7	84 1.0	118 1.5			





PF Int'l | 19 - 22.07.2012

CIK-FIA European KF2 Championship (Rd2)



KF2

KF2 Qualifying Heat B-F Lap Time Analysis

For information purposes. No official / regulatory value

Laps	Sector 1	Spd 1	Sector 2	Sector 3	Spd 2	Lap Time
No.51 Leclerc, Charles						
1	20.923	115.6	18.647	18.709	117.3	58.279
2	21.198	116.6	18.601	18.365	117.2	58.164
3	20.293	117.1	17.919	18.218	116.4	56.430
4	20.355	116.7	18.038	18.076	117.2	56.469
5	20.026	116.8	17.620	17.896	117.0	55.542
6	19.979	116.0	17.698	17.902	118.0	55.579
7	19.921	116.6	17.419	17.828	117.1	55.168
8	19.867	117.2	17.763	17.912	117.8	55.542
9	19.934	117.7	17.829	17.906	117.9	55.669
10	19.831	116.2	17.742	17.791	118.5	55.364
11	19.921	116.6	17.496	17.741	116.6	55.158
12	19.931	116.3	17.276	17.793	117.7	55.000
13	19.917	117.3	17.262	17.839	117.2	55.018

Laps	Sector 1	Spd 1	Sector 2	Sector 3	Spd 2	Lap Time
No.54 Camponeschi, Flavio						
1	21.484	116.3	18.127	18.604	116.8	58.215
2	20.798	116.3	18.186	18.398	114.5	57.382
3	20.502	116.1	18.013	18.310	114.1	56.825
4	20.267	116.3	18.127	18.131	116.2	56.525
5	20.070	116.6	18.222	18.038	117.0	56.330
6	19.996	116.5	17.468	17.905	117.4	55.369
7	19.898	116.6	17.362	17.855	117.0	55.115
8	19.888	116.5	17.521	17.969	117.2	55.378
9	19.863	116.8	17.549	17.895	117.4	55.307
10	19.849	116.8	17.745	17.819	117.0	55.413
11	19.903	116.4	17.814	17.871	117.2	55.588
12	19.857	116.7	17.270	17.908	117.2	55.035
13	19.876	116.9	17.167	17.891	117.8	54.934

Laps	Sector 1	Spd 1	Sector 2	Sector 3	Spd 2	Lap Time
No.55 Barnicoat, Benjamin						
1	20.935	117.8	18.350	18.750	114.8	58.035
2	21.284	116.3	18.499	18.366	117.0	58.149
3	20.303	116.6	17.910	18.306	117.0	56.519
4	20.246	116.9	17.764	18.035	116.0	56.045
5	20.094	116.0	17.478	17.954	115.5	55.526
6	20.007	116.0	17.501	17.979	115.4	55.487
7	20.045	116.2	17.438	17.822	116.0	55.305
8	19.990	115.9	17.965	17.893	116.7	55.848
9	19.927	116.7	17.503	17.731	115.9	55.161
10	19.923	116.0	17.364	17.791	116.7	55.078
11	19.895	116.2	17.232	17.746	116.5	54.873
12	19.921	115.9	17.309	17.735	116.4	54.965
13	19.885	115.8	17.400	17.850	116.6	55.135

Laps	Sector 1	Spd 1	Sector 2	Sector 3	Spd 2	Lap Time
No.64 Gromanová, Tereza						
1	26.015	110.2	19.055	19.114	116.6	1:04.184
2	20.843	115.6	18.542	18.571	114.5	57.956
3	20.367	115.9	17.984	18.173	116.0	56.524
4	20.217	116.4	17.791	18.063	116.8	56.071
5	20.234	115.9	17.737	18.231	116.0	56.202

Laps	Sector 1	Spd 1	Sector 2	Sector 3	Spd 2	Lap Time
6	20.152	115.4	18.298	18.099	116.2	56.549
7	20.162	116.2	17.524	17.998	114.9	55.684
8	20.012	116.4	17.477	17.889	116.0	55.378
9	20.004	116.5	17.725	17.907	116.7	55.636
10	20.081	116.6	17.460	18.089	116.7	55.630
11	20.721	114.8	18.059	17.931	115.8	56.711
12	20.064	115.6	17.373	17.975	115.9	55.412
13	20.001	116.2	17.338	18.017	115.6	55.356

Laps	Sector 1	Spd 1	Sector 2	Sector 3	Spd 2	Lap Time
No.75 Chang Wing Chung, Andy						
1	23.541	106.1	19.515	18.936	115.4	1:01.992
2	20.874	116.2	18.373	18.621	116.8	57.868
3	20.610	116.5	18.244	18.271	116.0	57.125
4	20.332	116.5	18.027	18.048	116.8	56.407
5	20.304	117.5	17.953	18.285	115.2	56.542
6	20.429	116.4	17.844	18.069	116.4	56.342
7	20.160	116.5	17.571	17.961	116.7	55.692
8	20.137	116.5	17.575	18.129	116.0	55.841
9	20.119	117.0	17.988	17.879	117.2	55.986
10	20.020	117.2	17.567	18.127	117.2	55.714
11	21.083	114.7	18.167	18.079	116.9	57.329
12	20.628	116.6	19.608	21.673	114.9	1:01.909
13	20.655	116.1	18.510	19.708	114.8	58.873

Laps	Sector 1	Spd 1	Sector 2	Sector 3	Spd 2	Lap Time
No.84 Erle, Fabian						
1	25.674	114.6	19.160	19.160	116.8	1:03.994
2	21.249	117.1	18.695	18.552	117.3	58.496
3	20.559	116.9	18.061	18.639	115.9	57.259
4	20.252	116.7	18.449	18.653	116.7	57.354
5	20.276	116.6	23.486	20.301	108.7	1:04.063
6	20.620	116.7	18.198	18.331	116.7	57.149
7	20.269	116.4	17.865	18.301	116.0	56.435
8	20.331	116.3	17.819	18.112	116.5	56.262
9	20.271	116.6	17.843	18.213	116.4	56.327
10	20.230	116.5	17.923	18.133	116.8	56.286
11	20.300	116.8	17.786	18.122	116.8	56.208
12	20.218	116.8	17.804	18.391	116.8	56.413
13	20.244	116.5	18.344	18.878	117.0	57.466

Laps	Sector 1	Spd 1	Sector 2	Sector 3	Spd 2	Lap Time
No.91 Gil Contreras, Carlos						
1	23.232	113.5	19.500	18.864	115.6	1:01.596
2	20.734	115.0	18.643	18.351	115.4	57.728
3	20.348	116.2	17.880	18.188	116.8	56.416
4	20.222	116.7	17.863	18.038	117.1	56.123
5	20.152	116.4	17.723	18.067	117.6	55.942
6	20.088	116.5	17.452	17.889	117.6	55.429
7	20.115	116.7	17.618	17.872	115.9	55.605
8	20.026	116.6	17.347	17.952	116.0	55.325
9	20.084	116.5	17.333	17.887	116.2	55.304
10	20.010	116.1	17.416	17.976	116.1	55.402
11	20.070	116.3	17.272	17.883	116.8	55.225
12	19.939	116.2	17.264	17.866	116.2	55.069





PF Int'l | 19 - 22.07.2012

CIK-FIA European KF2 Championship (Rd2)



KF2



KF2

Qualifying Heat B-F

Lap Time Analysis

For information purposes. No official / regulatory value

Laps	Sector 1	Spd 1	Sector 2	Sector 3	Spd 2	Lap Time
13	19.923	116.5	17.291	17.937	116.8	55.151
No.96 Hamilton, Alexander						
1	21.917	114.7	18.298	18.742	115.3	58.957
2	20.973	115.3	18.249	18.405	115.9	57.627
3	20.415	115.6	17.817	18.244	116.2	56.476
4	20.367	114.6	18.071	18.146	115.4	56.584
5	20.145	114.7	17.857	17.993	115.8	55.995
6	20.082	116.2	17.464	17.860	116.4	55.406
7	20.070	115.4	17.409	17.915	116.1	55.394
8	20.078	115.1	17.903	17.989	115.9	55.970
9	20.002	116.3	17.924	18.103	116.1	56.029
10	20.055	116.5	17.436	17.888	116.3	55.379
11	20.023	116.0	17.783	17.857	116.1	55.663
12	20.040	116.0	17.436	18.075	116.2	55.551
13	20.048	115.8	17.423	17.986	115.7	55.457
No.100 Haublin, Thibaut						
1	27.292	110.1	18.658	18.916	112.7	1:04.866
2	20.489	115.6	18.333	18.592	115.2	57.414
3	20.434	116.5	17.952	18.266	114.8	56.652
4	20.285	115.4	17.748	18.180	114.5	56.213
5	20.179	114.9	17.725	18.239	115.7	56.143
6	20.139	115.5	18.610	19.243	112.9	57.992
7	20.916	114.3	17.903	18.217	115.3	57.036
8	20.482	116.0	17.698	18.251	114.0	56.431
9	20.118	115.8	18.329	18.075	114.8	56.522
10	20.188	115.4	17.611	18.084	115.0	55.883
11	20.181	115.8	17.707	18.187	115.6	56.075
12	20.056	116.0	17.516	18.302	116.0	55.874
13	20.239	116.0	17.974	18.130	115.9	56.343
No.103 Hiltbrand, Pedro						
1	22.093	113.8	18.797	18.673	115.6	59.563
2	20.738	116.0	19.636	18.675	115.2	59.049
3	20.393	115.1	17.784	18.227	115.6	56.404
4	20.394	114.9	17.723	18.147	114.8	56.264
No.104 Hoque, Zubair						
1	22.573	108.7	22.546	18.939	115.3	1:04.058
2	20.640	115.8	18.195	18.289	116.6	57.124
3	20.254	115.4	18.584	18.137	116.3	56.975
4	20.058	115.8	18.016	18.177	116.0	56.251
5	20.063	115.9	17.926	18.084	116.2	56.073
6	20.458	116.0	17.587	17.941	115.1	55.986
7	20.069	115.4	17.491	17.941	116.1	55.501
8	19.948	115.6	17.454	17.954	116.9	55.356
9	20.467	116.2	17.891	17.925	114.6	56.283
10	20.004	116.1	17.380	17.798	115.7	55.182
11	19.840	116.0	17.307	17.750	117.0	54.897
12	19.925	115.3	17.379	17.819	116.3	55.123
13	19.915	115.9	17.330	17.948	116.5	55.193

Laps	Sector 1	Spd 1	Sector 2	Sector 3	Spd 2	Lap Time
No.116 Krebs, Thomas S.						
1	23.276	113.2	19.444	18.896	116.8	1:01.616
2	20.887	116.2	18.455	18.557	116.5	57.899
3	20.373	116.8	17.894	18.130	117.5	56.397
4	20.196	116.6	17.790	18.298	117.9	56.284
5	20.276	116.4	17.855	18.082	117.6	56.213
6	20.256	117.2	17.942	18.147	117.4	56.345
7	20.087	117.4	17.638	17.937	117.3	55.662
8	20.309	116.8	17.574	18.491	116.9	56.374
9	20.341	116.2	18.457	18.080	117.2	56.878
10	19.991	117.1	17.432	18.284	117.3	55.707
11	20.120	116.6	17.570	18.057	117.2	55.747
12	20.338	116.9	17.525	17.927	117.3	55.790
13	20.120	116.3	17.491	17.944	116.8	55.555
No.117 Kuusiniemi, Jussi						
1	29.224	115.5	18.639	18.789	115.4	1:06.652
2	20.509	115.4	18.740	18.502	115.4	57.751
3	20.286	115.6	17.851	18.257	116.0	56.394
4	20.365	115.1	17.859	18.587	116.8	56.811
5	20.296	114.4	18.246	18.062	115.7	56.604
6	20.160	117.4	17.569	18.061	115.8	55.790
7	20.219	116.3	17.498	18.048	116.9	55.765
8	20.334	116.1	17.515	17.999	116.3	55.848
9	20.328	116.1	17.899	18.105	116.1	56.332
10	20.222	115.0	17.585	17.903	115.6	55.710
11	20.916	115.5	17.387	17.897	115.9	56.200
12	20.111	116.5	17.906	18.827	117.2	56.844
13	20.309	116.2	26.732	19.382	110.8	1:06.423
No.118 Larsen, Kasper						
1	30.073	116.2	18.583	18.817	115.8	1:07.473
2	20.349	116.0	18.091	18.282	116.3	56.722
3	20.263	116.9	17.796	18.420	117.0	56.479
4	20.086	116.9	17.951	18.139	117.2	56.176
5	20.070	115.8	17.620	18.069	116.8	55.759
6	20.065	116.3	17.945	18.229	118.6	56.239
7	20.268	116.8	17.517	17.993	117.8	55.778
8	20.048	116.4	17.480	17.932	117.2	55.460
9	20.067	117.5	18.552	18.388	118.2	57.007
10	20.056	117.2	17.622	17.997	117.2	55.675
11	20.001	116.9	17.545	17.969	117.0	55.515
12	20.016	116.8	19.482	18.980	116.3	58.478
13	20.203	117.0	28.301	20.556	115.1	1:09.060
No.119 Lavelli, Kevin						
1	23.210	110.0	19.791	18.855	116.7	1:01.856
No.124 Mäntylä, Ville						
1	22.718	114.8	20.421	18.782	116.9	1:01.921
2	20.443	116.8	18.069	18.649	116.1	57.161





PF Int'l | 19 - 22.07.2012

CIK-FIA European KF2 Championship (Rd2)



KF2



KF2

Qualifying Heat B-F

Lap Time Analysis

For information purposes. No official / regulatory value

Laps	Sector 1	Spd 1	Sector 2	Sector 3	Spd 2	Lap Time
3	20.555	116.5	17.800	18.136	116.9	56.491
4	20.447	111.5	17.867	18.114	117.6	56.428
5	20.235	116.7	17.736	18.159	116.7	56.130
6	20.005	116.9	17.524	18.023	116.8	55.552
7	20.049	116.8	17.919	17.983	117.6	55.951
8	19.989	117.6	17.475	17.948	117.4	55.412
9	19.920	117.5	17.446	17.930	117.4	55.296
10	19.876	117.6	17.486	17.954	117.5	55.316
11	19.975	117.3	17.514	17.919	117.1	55.408
12	19.990	116.9	17.391	17.956	117.3	55.337
13	19.986	117.4	17.430	18.042	117.2	55.458

No.131 Nilsson, Hannes

1	23.201	115.3	19.846	18.821	117.3	1:01.868
2	20.804	110.0	18.523	18.619	117.2	57.946
3	20.488	117.4	18.044	18.269	117.2	56.801
4	20.310	117.5	18.614	18.179	117.7	57.103
5	20.200	117.1	18.381	18.160	117.5	56.741
6	20.488	116.9	18.514	18.165	117.9	57.167
7	20.060	117.4	17.705	18.055	117.7	55.820
8	20.003	117.9	17.596	18.129	117.2	55.728
9	20.007	117.7	17.615	17.987	117.6	55.609
10	19.952	117.5	17.696	18.037	118.1	55.685
11	20.126	117.5	18.149	18.000	118.0	56.275
12	20.134	117.9	17.643	18.063	117.4	55.840
13	19.996	117.5	18.416	18.298	118.0	56.710

No.135 Panetta, Federico

1	22.566	114.4	18.990	18.528	114.6	1:00.084
2	20.449	116.2	18.434	18.413	116.0	57.296
3	20.295	117.0	17.823	18.193	114.8	56.311
4	20.120	116.4	17.604	18.049	115.9	55.773
5	20.094	117.0	17.593	17.961	117.0	55.648
6	19.950	116.5	17.463	18.006	116.6	55.419
7	19.957	116.7	17.405	17.971	116.8	55.333
8	19.974	116.5	17.499	17.980	115.7	55.453
9	20.058	116.3	17.317	17.851	117.4	55.226
10	20.021	116.0	17.488	17.953	115.5	55.462
11	19.929	115.7	17.267	17.874	116.8	55.070
12	19.921	116.1	17.273	17.887	117.4	55.081
13	19.958	116.0	17.243	17.952	116.7	55.153

No.136 Paz Patric Armand, Philo

1	22.713	115.3	18.873	18.886	113.6	1:00.472
2	20.634	115.3	19.035	18.589	114.1	58.258
3	20.341	116.0	17.794	18.294	115.1	56.429
4	20.957	115.7	17.734	18.214	115.4	56.905
5	20.240	115.8	18.262	18.198	116.4	56.700
6	20.121	115.9	17.574	18.117	114.4	55.812
7	20.128	115.5	17.373	18.177	115.1	55.678
8	20.056	115.5	17.413	18.018	115.1	55.487
9	20.123	115.9	17.417	18.031	115.4	55.571

Laps	Sector 1	Spd 1	Sector 2	Sector 3	Spd 2	Lap Time
10	20.076	115.8	17.403	18.068	115.0	55.547
11	20.132	115.8	17.230	18.003	115.4	55.365
12	20.041	116.0	17.280	18.091	115.7	55.412
13	20.133	116.1	17.299	18.021	115.5	55.453

No.139 Petjoi, Teemu Markus

1	22.179	112.1	18.800	18.737	114.2	59.716
2	20.761	115.4	18.939	18.511	115.7	58.211
3	20.343	116.7	18.084	18.162	116.9	56.589
4	20.176	116.2	17.574	18.060	117.0	55.810
5	20.058	116.4	17.652	18.143	116.5	55.853
6	20.071	116.2	17.557	17.935	116.8	55.563
7	20.018	116.2	17.393	17.840	117.2	55.251
8	19.913	116.4	17.587	17.870	117.4	55.370
9	20.035	116.6	17.610	17.949	117.1	55.594
10	20.145	116.3	17.418	17.839	117.1	55.402
11	19.938	116.5	17.453	17.903	116.9	55.294
12	19.949	116.4	17.350	17.857	116.3	55.156
13	20.091	116.5	17.264	17.906	116.8	55.261

No.145 Rossel, Kevin

1	23.505	112.8	19.538	18.892	116.2	1:01.935
2	20.805	111.7	18.437	18.506	116.9	57.748
3	20.612	115.1	18.039	18.121	116.3	56.772
4	20.244	115.6	17.865	18.024	116.0	56.133
5	20.076	115.6	17.572	18.076	116.6	55.724
6	20.262	115.6	17.668	17.880	115.9	55.810
7	20.134	115.3	17.716	17.945	116.0	55.795
8	20.386	116.3	17.615	18.360	115.9	56.361
9	20.074	115.4	17.399	17.765	115.8	55.238
10	19.971	115.7	17.413	17.929	115.9	55.313
11	20.040	115.7	17.289	17.733	116.2	55.062
12	20.029	115.8	17.243	17.814	116.2	55.086
13	19.928	115.9	17.250	17.864	116.7	55.042

No.146 Ruuskanen, Joni

1	29.994	114.7	18.760	19.104	115.2	1:07.858
2	20.556	115.4	18.032	18.453	115.4	57.041
3	20.326	116.3	17.895	18.260	116.4	56.481
4	20.279	115.7	18.347	18.197	117.2	56.823
5	20.215	116.3	18.420	18.234	116.2	56.869
6	20.181	115.8	17.665	18.069	115.7	55.915
7	20.315	115.6	17.945	18.069	116.7	56.329
8	20.257	115.7	17.628	18.255	116.1	56.140
9	20.189	116.0	17.719	18.100	116.4	56.008
10	20.317	115.4	17.573	18.057	116.2	55.947
11	20.242	116.7	17.736	18.101	116.4	56.079
12	20.169	115.6	17.795	19.042	116.3	57.006
13	20.263	115.7	17.607	18.206	115.9	56.076





PF Int'l | 19 - 22.07.2012

CIK-FIA European KF2 Championship (Rd2)



KF2

KF2 Qualifying Heat B-F Lap Time Analysis

For information purposes. No official / regulatory value

Laps	Sector 1	Spd 1	Sector 2	Sector 3	Spd 2	Lap Time
No.152 Shiraishi, Yuta						
1	23.269	101.0	19.974	19.029	114.7	1:02.272
2	20.816	115.3	18.323	18.591	115.6	57.730
3	20.553	114.7	19.001	18.424	114.0	57.978
4	20.355	115.4	17.833	18.150	115.9	56.338
5	20.165	115.0	18.022	18.259	115.8	56.446
6	20.268	115.3	18.560	18.352	116.0	57.180
7	20.970	115.5	17.897	18.149	115.7	57.016
8	20.154	115.1	17.659	18.121	116.6	55.934
9	20.028	115.2	17.557	18.398	116.6	55.983
10	20.607	115.6	17.958	17.939	116.0	56.504
11	20.687	115.5	17.818	17.985	115.9	56.490
12	20.162	115.2	17.970	18.641	115.7	56.773
13	20.162	115.5	17.862	18.312	115.1	56.336

Laps	Sector 1	Spd 1	Sector 2	Sector 3	Spd 2	Lap Time
No.157 Stüger, Florian						
1	23.185	114.9	19.001	18.681	114.8	1:00.867
2	20.746	114.9	18.194	18.727	116.3	57.667
3	20.599	114.8	18.124	18.217	115.6	56.940
4	20.447	115.8	18.116	18.368	114.6	56.931
5	20.325	115.3	17.684	18.176	114.3	56.185
6	20.238	115.3	17.371	18.231	115.4	55.840
7	20.346	115.6	17.595	18.061	115.4	56.002
8	20.300	115.6	17.569	18.853	114.5	56.722
9	20.707	115.7	20.438	18.895	116.1	1:00.040
10	20.121	115.5	17.472	18.060	115.1	55.653
11	22.302	117.3	17.459	17.999	116.0	57.760
12	20.090	115.4	17.542	18.659	116.6	56.291
13	20.148	116.4	25.093	19.056	116.1	1:04.297

Laps	Sector 1	Spd 1	Sector 2	Sector 3	Spd 2	Lap Time
No.159 Tang, Andrew						
1	22.520	117.1	25.920	21.187	105.4	1:09.627
2	21.100	115.9	18.565	18.849	117.1	58.514
3	20.472	116.0	17.938	18.285	118.2	56.695
4	20.081	117.1	17.712	18.034	118.1	55.827
5	19.945	117.4	17.661	17.914	118.4	55.520
6	19.975	116.9	17.464	17.859	118.5	55.298
7	19.922	118.0	17.622	17.924	118.7	55.468
8	20.021	116.2	17.473	17.806	118.5	55.300
9	19.883	117.6	17.486	18.075	119.0	55.444
10	20.198	117.0	17.405	17.870	119.0	55.473
11	20.180	118.1	17.463	17.841	118.8	55.484
12	19.833	117.8	19.024	18.616	118.1	57.473
13	19.905	116.4	17.503	17.928	118.4	55.336

Laps	Sector 1	Spd 1	Sector 2	Sector 3	Spd 2	Lap Time
No.162 Tiene, Felice						
1	22.014	114.9	19.151	18.578	115.6	59.743
2	20.738	115.6	18.459	18.247	116.2	57.444
3	20.119	115.3	17.706	18.084	116.7	55.909
4	20.130	115.7	17.816	18.067	117.1	56.013
5	20.047	116.4	17.621	17.892	116.8	55.560

Laps	Sector 1	Spd 1	Sector 2	Sector 3	Spd 2	Lap Time
6	19.927	116.6	17.406	17.889	116.7	55.222
7	19.958	115.8	17.394	17.825	116.5	55.177
8	19.903	116.0	17.642	17.856	116.0	55.401
9	19.977	115.7	17.838	17.820	116.8	55.635
10	19.860	116.0	17.293	17.890	116.5	55.043
11	19.884	116.2	17.290	17.771	116.7	54.945
12	19.869	115.9	17.205	17.834	116.7	54.908
13	19.831	116.0	17.361	17.912	116.6	55.104

Laps	Sector 1	Spd 1	Sector 2	Sector 3	Spd 2	Lap Time
No.169 Vivacqua, Thiago						
1	31.024	115.1	18.761	19.144	113.4	1:08.929
2	20.482	117.1	17.994	18.334	116.7	56.810
3	20.168	117.3	17.991	18.220	117.4	56.379
4	20.021	117.7	17.756	18.036	118.7	55.813
5	20.326	117.9	17.951	17.871	118.1	56.148
6	19.964	117.0	17.623	18.131	116.5	55.718
7	19.981	117.4	17.678	17.951	118.2	55.610
8	19.889	117.6	17.444	17.881	118.5	55.214
9	19.803	118.1	18.095	18.023	117.7	55.921
10	19.963	117.2	17.428	17.817	118.2	55.208
11	19.996	117.5	17.883	17.988	118.6	55.867
12	20.334	117.4	17.457	17.957	118.1	55.748
13	19.944	118.1	18.202	18.160	117.5	56.306





PF Int'l | 19 - 22.07.2012

CIK-FIA European KF2 Championship (Rd2)



KF2

KF2

Qualifying Heat B-F

Starting Grid

Document 32

Subject to scrutineering & sporting investigations

116	Krebs, Thomas S. Maranello / TM / Vega		14	145	Rossel, Kevin Birel / BMB / Vega	
131	Nilsson, Hannes Tony Kart / Vortex / Vega		13	152	Shiraishi, Yuta Intrepid / TM / Vega	
64	Gromanová, Tereza Kosmic / Vortex / Vega		12	75	Chang Wing Chung, Andy Tony Kart / Vortex / Vega	
156	Speck, Lucas Mach 1 / TM / Vega		11	84	Erle, Fabian Maranello / TM / Vega	
157	Stüger, Florian RK / BMB / Vega		10	100	Haublin, Thibaut Kosmic / Vortex / Vega	
119	Lavelli, Kevin Top Kart / Parilla / Vega		9	135	Panetta, Federico Tony Kart / Vortex / Vega	
104	Hoque, Zubair FA Kart / Vortex / Vega		8	91	Gil Contreras, Carlos Tony Kart / Vortex / Vega	
159	Tang, Andrew Kosmic / TM / Vega		7	117	Kuusiniemi, Jussi Tony Kart / Vortex / Vega	
118	Larsen, Kasper LH / BMB / Vega		6	146	Ruuskanen, Joni ART GP / Parilla / Vega	
169	Vivacqua, Thiago Zanardi / Parilla / Vega		5	103	Hiltbrand, Pedro FA Kart / Vortex / Vega	
124	Mäntylä, Ville Energy / Parilla / Vega		4	162	Tiene, Felice CRG / BMB / Vega	
54	Camponeschi, Flavio Tony Kart / Vortex / Vega		3	139	Petjoi, Teemu Markus Tony Kart / Vortex / Vega	
96	Hamilton, Alexander Intrepid / TM / Vega		2	136	Paz Patric Armand, Philo Tony Kart / Vortex / Vega	
51	Leclerc, Charles ART GP / Parilla / Vega		1	55	Barnicoat, Benjamin ART GP / Parilla / Vega	

POLE POSITION



Start : 21/07/2012 - 13:35 13 Laps = 17.966 Km

PF INT'L (GBR) - 19/07/2012 - 22/07/2012

CIK-FIA

Page 1 / 1

Apex Timing





PF Int'l | 19 - 22.07.2012

CIK-FIA European KF2 Championship (Rd2)



KF2



KF2

Qualifying Heat A-D

Document 49

Results

Subject to scrutineering & sporting investigations

Rnk	No.	Entrant	Nat	Driver	Nat	Equipment	Laps	Gap	Interv.	Best Lap	Points	dB
1	53	Energy Corse	ITA	Olsen, Dennis	NOR	Energy / TM / Vega	13			55.003	0	
2	168	Intrepid Driver Program	ITA	Verstappen, Max	NLD	Intrepid / TM / Vega	13	0.171	0.171	55.010	2	105.4
3	106	Kosmic Racing Dept	ITA	Ippolito, Paolo	ITA	Kosmic / Vortex / Vega	13	3.636	3.465	55.023	3	105.3
4	134	RK Racing Team	AUT	Pajuranta, Juuso-Matti	FIN	RK / BMB / Vega	13	4.708	1.072	55.325	4	106.6
5	97	Maranello Kart	ITA	Hansen, Andreas Sebastian	DEN	Maranello / Maranello / Vega	13	5.446	0.738	55.145	5	106.0
6	87	Kosmic Racing Dept	ITA	Fukuzumi, Nirei	JPN	Kosmic / Vortex / Vega	13	6.739	1.293	54.867	6	105.6
7	122	Tony Kart Racing Team	ITA	Mac Leod, Samuel	GBR	Tony Kart / Vortex / Vega	13	8.456	1.717	54.941	7	
8	73	Borget, Bastien	FR	Boutonnet, Paul	FR	Tony Kart / Parilla / Vega	13	8.843	0.387	55.191	8	
9	81	Millennium Motorsport	GBR	Di Folco, Alberto	ITA	Tony Kart / TM / Vega	13	9.876	1.033	55.426	9	
10	85	Tony Kart Racing Team	ITA	Fioravanti, Damiano	ITA	Tony Kart / Vortex / Vega	13	10.003	0.127	54.863	10	
11	78	Praga Kart Racing	CZE	Dabski, Karol	POL	Praga / Parilla / Vega	13	10.886	0.883	55.457	11	
12	154	Energy North Europe	FIN	Snell, Sam	GBR	Energy / Parilla / Vega	13	11.094	0.208	55.012	12	
13	129	Kosmic Racing Dept	ITA	Nielsen, Nicklas	DNK	Kosmic / Vortex / Vega	13	11.301	0.207	54.974	13	
14	79	Bruneau, Olivier	FR	Deguffroy, Remy	FR	Tony Kart / Vortex / Vega	13	11.514	0.213	55.192	14	
15	101	LH Racing Team	FIN	Heinonen, Johannes	FIN	LH / BMB / Vega	13	14.167	2.653	55.099	15	105.5
16	167	Vermeulen, Kenny	BEL	Vermeulen, Kenny	BEL	Tecno / Parilla / Vega	13	15.114	0.947	55.390	16	104.9
17	102	Formula K	ITA	Helgheim, Oystein	NOR	FK / TM / Vega	13	15.222	0.108	55.264	17	
18	164	Daems Racing	BEL	Vandenbroek, Shane	BEL	Tony Kart / Vortex / Vega	13	15.684	0.462	55.469	18	106.5
19	120	Tony Kart Racing Team	ITA	Ling, Kang	CHN	Tony Kart / Vortex / Vega	13	17.807	2.123	55.878	19	104.8
20	92	CRG SpA	ITA	Girard, Ingrid	FR	CRG / BMB / Vega	13	23.039	5.232	55.202	20	106.3
21	108	Ward Racing	SWE	Jalkanen, Mattias	SWE	Tony Kart / Vortex / Vega	13	28.960	5.921	56.082	21	105.3
22	114	OK Kart V ACR	CZE	Kocka, Ondrej	CZE	Maranello / BMB / Vega	7	6 Laps	6 Laps	55.982	22	106.0
23	98	Ward Racing	SWE	Hansson, Robin L.	SWE	Tony Kart / Vortex / Vega	3	10 Laps	4 Laps	56.846	23	
24	65	Keijzer Racing	NLD	Graham, Matthew	GBR	Zanardi / Parilla / Vega	0	13 Laps	3 Laps		24	
25	67	PDB Racing Team	NLD	Affolter, Joel	NOR	Gillard / Parilla / Vega	0	13 Laps	1.074		25	
26	72	Ward Racing	SWE	Borge Andersen, Mats	NOR	Tony Kart / Vortex / Vega	0	13 Laps	0.498		26	
27	94	BRM Racing	ITA	Grob, Dennis	CHE	BRM / TM / Vega	0	13 Laps			27	

Not Classified

	77	Maranello Kart	ITA	Cucco, Stefano	ITA	Maranello / BMB / Vega		DNS			29	
--	----	----------------	-----	-----------------------	-----	------------------------	--	------------	--	--	-----------	--

Start Time : 21/07/2012 - 13:16:20

Best Lap : No.85 Fioravanti, Damiano 54.863 90.68 Kph

Weather : Slightly cloudy Air : 18°C Track : Dry

Event Record : No.85 Fioravanti, Damiano 54.584 91.14 Kph

PF INT'L (GBR) - 19/07/2012 - 22/07/2012

CIK-FIA

Apex Timing





PF Int'l | 19 - 22.07.2012

CIK-FIA European KF2 Championship (Rd2)

KF2



KF2

Qualifying Heat A-D

Lap Chart

For information purposes. No official / regulatory value

	1	2	3	4	5	6	7	8	9	10	11	12	13	14	15	16	17	18	19	20	21	22	23	24	25	26	27	28
Grid	168	65	53	154	134	81	106	97	85	78	167	79	73	120	122	108	102	98	129	87	164	67	72	114	101	94	92	77
Start	168	53	134	65	154	106	81	85	97	78	167	79	73	120	98	108	87	122	67	102	129	164	114	94	77	101	92	
Lap 1 Interval	53	168 0.3	134 0.4	154 0.7	81 0.0	106 0.3	97 0.1	85 0.2	78 0.0	167 0.2	73 0.1	79 0.1	98 0.5	129 0.4	122 0.1	87 0.3	120 0.5	102 0.0	164 1.0	92 2.0	101 3.2	108 3.3	114 1.3					
Lap 2	53	168 0.1	134 0.5	81 1.3	154 0.1	106 0.1	78 0.2	97 0.1	85 0.2	73 0.1	98 0.3	167 0.1	79 0.2	129 0.1	122 0.1	87 0.1	102 0.4	120 1.1	164 0.8	92 1.2	101 3.4	108 4.0	114 0.4					
Lap 3	168	53 0.3	134 0.1	81 1.9	106 0.1	97 0.3	78 0.7	98 0.1	73 0.1	167 0.2	85 0.2	79 0.0	122 0.1	87 0.2	129 0.1	154 0.5	102 0.1	120 0.6	164 0.8	92 0.5	101 3.1	114 4.9	108 0.8					
Lap 4	168	53 0.5	134 0.3	106 2.1	81 0.2	97 0.2	73 1.5	78 0.0	79 0.3	122 0.1	87 0.3	85 0.8	154 0.0	129 0.3	102 0.0	167 0.1	120 0.4	92 0.7	164 0.2	101 2.7	114 4.9	108 1.6						
Lap 5	168	53 0.5	134 0.6	106 1.9	81 0.9	97 0.1	73 1.2	78 0.2	87 1.3	122 0.4	154 0.2	79 0.2	85 0.2	102 0.3	129 0.1	167 0.2	120 0.2	92 0.0	164 0.2	101 2.1	114 5.5	108 2.3						
Lap 6	168	53 0.4	134 1.0	106 1.4	97 1.3	81 0.3	73 0.9	78 0.2	87 1.0	122 0.3	154 0.3	79 0.4	85 0.5	129 0.2	167 0.6	102 0.3	120 0.4	164 0.3	101 1.3	114 5.7	92 3.1	108 0.3						
Lap 7	168	53 0.4	134 1.4	106 1.1	97 1.5	81 0.8	73 0.3	78 0.3	87 0.5	122 0.2	154 0.4	79 0.9	129 0.5	85 0.3	167 0.5	102 0.4	120 1.1	164 0.2	101 0.5	114 6.1	92 2.7	108 1.3						
Lap 8	168	53 0.2	134 2.4	106 0.3	97 1.7	81 1.2	73 0.1	78 0.1	87 0.0	122 0.2	154 0.5	79 1.3	129 0.2	85 0.1	167 1.0	102 0.3	120 2.0	101 0.1	164 0.3	92 8.7	108 1.8							
Lap 9	168	53 0.2	106 3.2	134 0.4	97 1.2	81 1.4	73 0.3	87 0.1	122 0.2	154 0.5	78 0.4	79 0.6	85 0.1	129 0.2	102 2.9	167 0.4	101 0.5	164 0.5	120 0.4	92 8.0	108 2.3							
Lap 10	168	53 0.2	106 3.4	134 0.5	97 1.1	81 1.6	87 0.1	122 0.2	73 0.5	154 0.0	78 0.5	85 0.2	129 0.6	79 0.2	102 3.1	167 0.2	101 0.2	164 0.7	120 1.0	92 7.3	108 3.1							
Lap 11	168	53 0.2	106 3.5	134 0.7	97 1.0	87 1.7	81 0.6	122 0.0	73 0.3	154 0.1	85 0.1	78 0.3	129 0.2	79 0.4	102 3.6	101 0.3	167 0.3	164 0.8	120 1.1	92 6.6	108 4.2							
Lap 12	53	168 0.2	106 3.5	134 0.7	97 0.8	87 1.4	122 1.6	73 0.2	81 0.6	85 0.6	78 0.2	129 0.1	154 0.0	79 0.1	102 2.7	101 0.1	167 0.6	164 1.0	120 1.4	92 6.2	108 5.0							
Lap 13	53	168 0.1	106 3.4	134 1.0	97 0.7	87 1.2	122 1.7	73 0.3	81 1.0	85 0.1	78 0.8	154 0.2	129 0.2	79 0.2	101 2.6	167 0.9	102 0.1	164 0.4	120 2.1	92 5.2	108 5.9							





PF Int'l | 19 - 22.07.2012

CIK-FIA European KF2 Championship (Rd2)



KF2



KF2

Qualifying Heat A-D

Lap Time Analysis

For information purposes. No official / regulatory value

Laps	Sector 1	Spd 1	Sector 2	Sector 3	Spd 2	Lap Time
No.53 Olsen, Dennis						
1	21.320	116.8	18.381	18.751	115.3	58.452
2	20.644	116.6	18.100	18.370	116.4	57.114
3	20.403	116.5	18.114	18.348	117.0	56.865
4	20.141	116.7	17.693	18.086	117.1	55.920
5	20.094	116.7	17.512	17.920	117.3	55.526
6	19.996	116.9	17.454	17.910	117.3	55.360
7	19.995	116.9	17.389	17.884	117.0	55.268
8	19.960	117.0	17.241	17.802	117.5	55.003
9	19.993	117.0	17.204	17.807	117.4	55.004
10	19.930	117.0	17.252	17.908	117.5	55.090
11	19.973	117.0	17.208	17.863	117.6	55.044
12	19.900	117.0	17.370	17.808	116.9	55.078
13	19.908	116.8	17.430	17.858	116.9	55.196

Laps	Sector 1	Spd 1	Sector 2	Sector 3	Spd 2	Lap Time
No.73 Boutonnet, Paul						
1	22.642	116.2	18.938	19.035	117.9	1:00.615
2	20.540	117.2	18.599	18.316	118.1	57.455
3	20.364	117.4	18.634	18.379	118.3	57.377
4	20.412	117.4	17.954	18.412	116.9	56.778
5	20.203	117.3	17.601	17.993	117.9	55.797
6	20.049	117.5	17.511	18.059	118.4	55.619
7	19.955	117.9	17.561	17.986	118.5	55.502
8	20.014	117.9	17.551	18.129	118.9	55.694
9	20.073	118.6	17.575	18.090	118.1	55.738
10	19.985	117.6	18.001	18.102	119.1	56.088
11	19.939	117.6	17.767	17.882	119.4	55.588
12	20.021	115.9	17.776	17.855	117.8	55.652
13	19.908	117.8	17.415	17.868	118.6	55.191

Laps	Sector 1	Spd 1	Sector 2	Sector 3	Spd 2	Lap Time
No.78 Dabski, Karol						
1	22.431	113.7	18.928	18.961	113.8	1:00.320
2	20.561	113.4	18.350	18.491	114.5	57.402
3	20.462	113.5	18.747	18.409	114.6	57.618
4	20.393	113.4	18.531	18.211	115.1	57.135
5	20.343	113.7	17.586	18.022	114.8	55.951
6	20.112	113.9	17.531	17.973	114.7	55.616
7	20.157	113.8	17.462	18.015	114.8	55.634
8	20.158	113.8	17.360	17.953	115.8	55.471
9	20.156	113.8	18.716	18.020	114.8	56.892
10	20.099	113.8	17.311	18.047	114.5	55.457
11	20.007	113.8	17.708	17.893	114.5	55.608
12	20.216	115.2	18.016	18.230	114.5	56.462
13	20.224	113.7	17.524	17.977	114.8	55.725

Laps	Sector 1	Spd 1	Sector 2	Sector 3	Spd 2	Lap Time
No.79 Deguffroy, Remy						
1	22.844	115.4	18.973	18.915	116.6	1:00.732
2	20.626	115.6	19.062	18.469	116.2	58.157
3	20.646	116.1	18.246	18.314	116.9	57.206
4	20.525	115.2	18.024	18.090	116.4	56.639
5	20.174	116.1	19.433	18.242	116.8	57.849

Laps	Sector 1	Spd 1	Sector 2	Sector 3	Spd 2	Lap Time
6	20.089	116.3	17.581	17.868	116.3	55.538
7	20.148	116.3	17.515	17.969	115.8	55.632
8	20.109	116.2	17.380	17.962	115.9	55.451
9	20.123	116.2	17.405	17.785	116.5	55.313
10	20.281	116.5	17.784	17.870	116.8	55.935
11	19.958	116.7	17.371	17.863	116.5	55.192
12	20.013	116.2	18.013	18.105	117.2	56.131
13	20.381	116.6	17.662	17.963	116.6	56.006

Laps	Sector 1	Spd 1	Sector 2	Sector 3	Spd 2	Lap Time
No.81 Di Folco, Alberto						
1	21.974	116.8	18.783	18.954	117.6	59.711
2	20.540	117.1	18.493	18.524	116.4	57.557
3	20.513	116.7	18.057	18.357	116.9	56.927
4	20.341	116.8	18.073	18.114	117.4	56.528
5	20.158	116.8	17.800	18.255	117.2	56.213
6	20.086	116.7	17.920	18.088	117.3	56.094
7	20.173	116.8	17.775	18.132	117.2	56.080
8	20.124	116.8	17.647	18.049	117.2	55.820
9	20.132	117.1	17.500	18.003	117.1	55.635
10	20.099	116.8	17.412	17.915	117.1	55.426
11	20.088	116.8	17.934	18.081	117.3	56.103
12	20.304	116.3	18.486	17.979	117.4	56.769
13	20.041	116.8	17.424	18.091	117.2	55.556

Laps	Sector 1	Spd 1	Sector 2	Sector 3	Spd 2	Lap Time
No.85 Fioravanti, Damiano						
1	22.283	115.3	18.967	19.122	112.8	1:00.372
2	20.518	115.9	18.718	18.571	114.7	57.807
3	20.388	116.6	19.128	18.545	115.1	58.061
4	20.533	115.6	18.969	18.450	113.1	57.952
5	20.430	116.1	18.079	18.360	115.1	56.869
6	20.136	116.1	17.636	18.113	113.5	55.885
7	20.154	116.2	17.863	17.972	116.6	55.989
8	19.847	116.2	17.218	17.852	117.1	54.917
9	20.036	116.3	17.221	17.813	117.0	55.070
10	19.891	116.3	17.116	17.856	116.8	54.863
11	19.988	116.5	17.248	17.802	116.9	55.038
12	20.053	116.5	18.304	18.237	115.6	56.594
13	19.891	116.3	17.141	18.047	116.8	55.079

Laps	Sector 1	Spd 1	Sector 2	Sector 3	Spd 2	Lap Time
No.87 Fukuzumi, Nirei						
1	24.034	114.1	18.768	18.928	113.7	1:01.730
2	20.383	115.6	18.149	18.511	115.6	57.043
3	20.616	112.5	18.330	18.271	115.1	57.217
4	20.310	111.4	18.385	17.963	116.0	56.658
5	20.023	116.0	18.574	17.854	115.7	56.451
6	20.008	116.1	17.517	17.793	116.0	55.318
7	19.970	116.4	17.389	17.762	116.1	55.121
8	19.916	115.6	17.320	17.780	115.3	55.016
9	20.231	116.2	17.692	17.724	116.7	55.647
10	20.046	116.3	17.398	17.705	116.4	55.149
11	20.025	116.0	17.573	17.672	116.0	55.270
12	19.817	116.0	17.296	17.754	115.7	54.867





PF Int'l | 19 - 22.07.2012

CIK-FIA European KF2 Championship (Rd2)



KF2



KF2 Qualifying Heat A-D Lap Time Analysis

For information purposes. No official / regulatory value

Laps	Sector 1	Spd 1	Sector 2	Sector 3	Spd 2	Lap Time
13	19.874	116.0	17.269	17.861	115.7	55.004
No.92 Girard, Ingrid						
1	27.069	113.8	18.654	18.865	115.6	1:04.588
2	20.453	115.5	18.108	18.452	115.4	57.013
3	20.434	115.7	17.866	18.196	116.0	56.496
4	20.233	116.0	17.773	18.280	116.0	56.286
5	20.015	120.6	17.989	18.188	116.8	56.192
6	20.149	121.2	28.537	18.395	115.6	1:07.081
7	20.206	116.0	17.425	18.016	115.9	55.647
8	20.144	116.0	17.462	18.085	115.5	55.691
9	20.172	115.3	17.491	17.925	115.7	55.588
10	20.101	115.8	17.360	17.908	116.2	55.369
11	20.043	116.1	17.296	18.002	116.3	55.341
12	20.126	115.0	17.390	17.966	116.1	55.482
13	20.080	115.7	17.237	17.885	115.4	55.202
No.97 Hansen, Andreas Sebastian						
1	22.377	112.7	18.710	19.010	116.0	1:00.097
2	20.587	114.9	18.724	18.542	116.4	57.853
3	20.449	114.9	18.046	18.178	116.0	56.673
4	20.255	115.6	17.791	18.240	116.1	56.286
5	20.169	115.5	17.661	18.271	116.0	56.101
6	20.134	115.3	17.545	17.945	116.0	55.624
7	20.212	115.3	17.437	17.928	115.7	55.577
8	20.128	114.9	17.397	17.886	115.8	55.411
9	20.024	114.9	17.434	17.967	115.9	55.425
10	20.029	115.7	17.385	17.856	116.0	55.270
11	20.056	115.0	17.398	17.807	116.0	55.261
12	20.015	115.2	17.354	17.776	116.1	55.145
13	19.975	115.3	17.391	17.842	116.0	55.208
No.98 Hansson, Robin L.						
1	22.933	115.4	18.968	19.055	116.0	1:00.956
2	20.444	115.4	18.188	18.524	116.4	57.156
3	20.304	115.6	18.167	18.375	116.7	56.846
No.101 Heinonen, Johannes						
1	30.541	117.5	18.650	18.757	115.4	1:07.948
2	20.341	116.0	18.044	18.892	115.8	57.277
3	20.153	116.2	17.906	18.113	117.0	56.172
4	20.187	116.4	17.836	18.088	116.3	56.111
5	20.121	117.2	17.554	17.959	116.9	55.634
6	19.995	116.6	17.958	17.879	116.4	55.832
7	20.015	116.4	17.645	17.924	116.8	55.584
8	19.952	117.6	17.603	17.915	117.3	55.470
9	20.217	116.2	17.498	17.901	117.1	55.616
10	20.030	116.1	17.460	17.844	117.3	55.334
11	20.087	116.4	17.523	17.826	117.3	55.436
12	19.894	116.6	17.354	17.851	117.1	55.099
13	20.043	116.5	17.744	17.942	116.7	55.729

Laps	Sector 1	Spd 1	Sector 2	Sector 3	Spd 2	Lap Time
No.102 Helgheim, Oystein						
1	24.229	116.4	19.029	18.897	113.0	1:02.155
2	20.613	116.6	17.930	18.376	116.8	56.919
3	20.546	115.0	18.676	18.457	117.7	57.679
4	20.157	117.0	18.468	18.406	118.3	57.031
5	20.645	117.1	17.977	18.150	117.9	56.772
6	20.115	116.8	18.389	18.250	116.6	56.754
7	20.195	116.8	17.477	18.094	117.2	55.766
8	19.956	117.0	17.392	17.927	117.6	55.275
9	20.791	116.5	18.045	18.024	117.1	56.860
10	19.980	116.6	17.395	18.419	116.8	55.794
11	20.045	116.5	17.456	18.129	117.0	55.630
12	19.914	116.8	17.398	17.952	116.9	55.264
13	20.074	116.7	18.051	18.823	117.4	56.948
No.106 Ippolito, Paolo						
1	21.744	110.2	18.708	19.643	114.9	1:00.095
2	20.485	116.3	18.670	18.417	116.9	57.572
3	20.456	115.7	18.120	18.196	115.7	56.772
4	20.254	116.0	17.670	18.164	114.7	56.088
5	20.053	115.5	17.525	17.977	115.1	55.555
6	20.078	116.2	17.337	17.921	115.2	55.336
7	20.058	116.2	17.405	17.937	115.9	55.400
8	20.050	115.5	17.255	17.902	115.6	55.207
9	19.994	115.9	17.463	17.991	114.4	55.448
10	20.053	115.4	17.289	17.923	114.3	55.265
11	20.046	115.6	17.253	17.863	114.3	55.162
12	20.044	115.4	17.396	17.882	115.2	55.322
13	20.012	115.1	17.154	17.857	114.0	55.023
No.108 Jalkanen, Mattias						
1	33.145	113.4	19.338	19.472	113.7	1:11.955
2	20.889	114.7	18.388	18.718	114.0	57.995
3	20.932	114.7	18.482	18.546	114.7	57.960
4	20.589	115.0	17.900	18.498	114.1	56.987
5	20.622	115.5	17.742	18.428	114.7	56.792
6	20.341	116.0	18.190	18.626	114.3	57.157
7	20.517	115.5	17.825	18.338	114.9	56.680
8	20.295	115.9	17.642	18.226	115.0	56.163
9	20.361	115.4	17.602	18.119	113.8	56.082
10	20.348	115.5	17.609	18.238	114.2	56.195
11	20.231	115.3	17.756	18.434	114.1	56.421
12	20.381	116.6	17.677	18.181	113.8	56.239
13	20.367	115.3	17.513	18.228	114.0	56.108
No.114 Kocka, Ondrej						
1	34.716	114.6	19.241	18.982	114.3	1:12.939
2	20.631	114.9	18.110	18.384	115.5	57.125
3	20.557	115.3	18.017	18.067	115.7	56.641
4	20.224	115.1	17.685	18.210	115.4	56.119
5	20.285	115.1	17.821	18.044	115.8	56.150





PF Int'l | 19 - 22.07.2012

CIK-FIA European KF2 Championship (Rd2)



KF2



KF2

Qualifying Heat A-D

Lap Time Analysis

For information purposes. No official / regulatory value

Laps	Sector 1	Spd 1	Sector 2	Sector 3	Spd 2	Lap Time
6	20.363	115.4	17.621	18.049	115.5	56.033
7	20.145	115.2	17.701	18.136	115.5	55.982

No.120 Ling, Kang

1	22.881	114.1	19.003	20.583	110.6	1:02.467
2	21.216	114.7	18.172	18.734	113.0	58.122
3	20.604	114.8	17.988	18.546	114.4	57.138
4	20.536	115.1	17.841	18.534	115.2	56.911
5	20.488	113.0	18.106	18.274	115.9	56.868
6	20.210	115.2	18.282	18.133	115.1	56.625
7	20.289	114.9	17.837	18.326	114.7	56.452
8	20.407	115.0	17.589	18.143	114.0	56.139
9	21.079	112.9	17.604	18.182	114.7	56.865
10	20.294	115.5	17.595	18.169	114.8	56.058
11	20.407	115.4	17.544	18.082	114.6	56.033
12	20.229	114.9	17.454	18.195	114.5	55.878
13	20.403	115.7	17.579	18.233	114.4	56.215

No.122 MacLeod, Samuel

1	23.671	108.1	18.876	18.784	116.9	1:01.331
2	20.438	116.2	18.311	18.483	117.1	57.232
3	20.677	115.4	18.244	18.208	117.3	57.129
4	20.450	115.6	18.116	18.037	117.4	56.603
5	20.193	116.3	18.883	18.144	117.3	57.220
6	19.921	116.2	17.494	17.810	117.1	55.225
7	19.904	116.1	17.313	17.827	116.9	55.044
8	19.848	116.4	17.346	17.747	117.3	54.941
9	20.109	116.2	17.782	17.804	117.0	55.695
10	19.909	116.5	17.517	17.743	117.1	55.169
11	19.908	116.3	17.794	18.023	117.8	55.725
12	20.312	115.3	17.672	17.798	116.7	55.782
13	19.887	115.6	17.353	17.822	116.8	55.062

No.129 Nielsen, Nicklas

1	23.409	115.0	18.714	18.903	115.1	1:01.026
2	20.447	116.3	18.315	18.509	116.4	57.271
3	21.179	112.9	18.233	18.257	116.5	57.669
4	20.286	115.5	18.884	18.476	115.7	57.646
5	20.894	116.2	18.003	18.074	116.9	56.971
6	20.130	116.2	17.674	17.876	116.8	55.680
7	19.978	116.0	17.497	17.875	116.5	55.350
8	19.977	117.4	17.284	17.832	116.2	55.093
9	20.405	116.6	17.325	17.783	115.9	55.513
10	20.042	117.2	17.453	17.751	115.5	55.246
11	19.986	116.0	17.195	17.793	116.5	54.974
12	20.080	112.1	18.066	18.236	117.1	56.382
13	20.281	117.5	17.825	17.912	116.6	56.018

No.134 Pajuranta, Juuso-Matti

1	21.458	115.0	18.730	18.898	115.2	59.086
2	20.616	115.0	18.004	18.390	116.4	57.010
3	20.294	115.2	17.789	18.267	116.8	56.350

Laps	Sector 1	Spd 1	Sector 2	Sector 3	Spd 2	Lap Time
4	20.234	116.2	17.708	18.118	116.7	56.060
5	20.228	116.1	17.517	18.077	116.0	55.822
6	20.175	115.1	17.590	18.072	116.6	55.837
7	20.165	115.2	17.497	17.996	114.7	55.658
8	20.224	114.7	17.569	18.198	114.1	55.991
9	20.196	115.5	17.857	18.169	115.3	56.222
10	20.078	115.1	17.384	17.931	116.0	55.393
11	20.036	115.5	17.378	17.930	116.3	55.344
12	20.089	115.7	17.365	17.916	116.0	55.370
13	20.014	114.8	17.352	17.959	115.9	55.325

No.154 Snell, Sam

1	21.664	117.4	18.921	19.142	116.8	59.727
2	20.408	118.0	18.953	18.464	118.2	57.825
3	20.514	117.9	21.148	18.374	118.6	1:00.036
4	20.107	118.3	18.445	18.217	118.6	56.769
5	20.029	118.2	18.147	18.192	119.1	56.368
6	19.935	118.3	17.505	17.875	118.6	55.315
7	19.921	118.3	17.322	17.879	118.5	55.122
8	19.890	118.1	17.335	17.787	118.9	55.012
9	19.944	118.1	17.821	17.913	118.3	55.678
10	19.829	118.3	17.422	18.039	119.4	55.290
11	20.097	118.6	17.645	17.920	119.3	55.662
12	20.691	117.8	18.403	18.114	119.1	57.208
13	20.326	118.9	17.548	17.841	118.9	55.715

No.164 Vandenbroek, Shane

1	24.010	114.5	19.573	19.487	112.6	1:03.070
2	20.859	114.9	18.254	18.708	113.6	57.821
3	20.696	114.7	18.037	18.458	114.2	57.191
4	20.429	115.0	17.977	18.602	114.8	57.008
5	20.224	114.6	17.705	18.290	115.5	56.219
6	20.200	115.3	18.300	18.145	115.2	56.645
7	20.111	115.3	18.043	18.217	115.1	56.371
8	20.390	115.5	17.990	18.065	115.5	56.445
9	20.169	115.1	17.471	18.190	115.1	55.830
10	20.073	114.9	17.409	17.987	115.1	55.469
11	20.290	114.9	17.560	18.043	115.1	55.893
12	20.171	115.0	17.427	18.018	114.5	55.616
13	20.224	115.0	17.382	17.941	115.4	55.547

No.167 Vermeulen, Kenny

1	22.593	114.8	18.952	19.021	115.9	1:00.566
2	21.131	114.5	18.513	18.562	116.1	58.206
3	20.333	114.9	18.335	18.420	116.3	57.088
4	20.997	109.5	19.397	18.381	116.5	58.775
5	20.387	115.4	18.472	18.210	116.1	57.069
6	20.222	115.8	17.716	18.083	115.8	56.021
7	20.133	115.8	17.479	18.012	116.0	55.624
8	20.117	115.4	17.341	17.938	115.7	55.396
9	21.249	113.5	18.184	18.192	115.8	57.625
10	20.214	115.4	17.451	17.979	115.9	55.644





PF Int'l | 19 - 22.07.2012

CIK-FIA European KF2 Championship (Rd2)

KF2



KF2

Qualifying Heat A-D

Lap Time Analysis

For information purposes. No official / regulatory value

Laps	Sector 1	Spd 1	Sector 2	Sector 3	Spd 2	Lap Time
11	20.142	115.4	17.976	17.923	116.1	56.041
12	20.088	115.4	17.373	17.929	115.8	55.390
13	20.187	115.4	17.311	18.537	115.6	56.035

No.168 Verstappen, Max

1	21.280	115.1	18.827	18.752	115.6	58.859
2	20.432	115.0	18.103	18.380	117.0	56.915
3	20.346	116.2	17.883	18.168	116.0	56.397
4	20.163	115.7	17.601	17.996	116.4	55.760
5	20.115	115.9	17.467	17.922	116.1	55.504
6	20.050	115.7	17.413	17.938	116.0	55.401
7	20.071	115.8	17.389	17.849	115.7	55.309
8	20.070	115.9	17.289	17.788	116.1	55.147
9	19.956	116.2	17.259	17.795	116.1	55.010
10	19.967	115.9	17.296	17.850	116.6	55.113
11	19.981	116.1	17.254	17.809	116.6	55.044
12	19.947	115.6	17.797	17.860	117.2	55.604
13	19.823	116.1	17.374	17.913	117.0	55.110





PF Int'l | 19 - 22.07.2012

CIK-FIA European KF2 Championship (Rd2)



KF2

KF2

Qualifying Heat A-D


Starting Grid

Document 31

Subject to scrutineering & sporting investigations

92	Girard, Ingrid CRG / BMB / Vega		14	77	Cucco, Stefano Maranello / BMB / Vega	
101	Heinonen, Johannes LH / BMB / Vega		13	94	Grob, Dennis BRM / TM / Vega	
72	Borge Andersen, Mats Tony Kart / Vortex / Vega		12	114	Kocka, Ondrej Maranello / BMB / Vega	
164	Vandenbroek, Shane Tony Kart / Vortex / Vega		11	67	Affolter, Joel Gillard / Parilla / Vega	
129	Nielsen, Nicklas Kosmic / Vortex / Vega		10	87	Fukuzumi, Nirei Kosmic / Vortex / Vega	
102	Helgheim, Oystein FK / TM / Vega		9	98	Hansson, Robin L. Tony Kart / Vortex / Vega	
122	MacLeod, Samuel Tony Kart / Vortex / Vega		8	108	Jalkanen, Mattias Tony Kart / Vortex / Vega	
73	Boutonnet, Paul Tony Kart / Parilla / Vega		7	120	Ling, Kang Tony Kart / Vortex / Vega	
167	Vermeylen, Kenny Tecno / Parilla / Vega		6	79	Deguffroy, Remy Tony Kart / Vortex / Vega	
85	Fioravanti, Damiano Tony Kart / Vortex / Vega		5	78	Dabski, Karol Praga / Parilla / Vega	
106	Ippolito, Paolo Kosmic / Vortex / Vega		4	97	Hansen, Andreas Sebastian Maranello / Maranello / Vega	
134	Pajuranta, Juuso-Matti RK / BMB / Vega		3	81	Di Folco, Alberto Tony Kart / TM / Vega	
53	Olsen, Dennis Energy / TM / Vega		2	154	Snell, Sam Energy / Parilla / Vega	
168	Verstappen, Max Intrepid / TM / Vega		1	65	Graham, Matthew Zanardi / Parilla / Vega	

POLE POSITION



Start : 21/07/2012 - 13:15 13 Laps = 17.966 Km

PF INT'L (GBR) - 19/07/2012 - 22/07/2012

CIK-FIA

Page 1 / 1

Apex Timing





PF Int'l | 19 - 22.07.2012

CIK-FIA European KF2 Championship (Rd2)

KF2



KF2

Qualifying Heat D-F
Results

Document 48

Subject to scrutineering & sporting investigations

Rnk	No.	Entrant	Nat	Driver	Nat	Equipment	Laps	Gap	Interv.	Best Lap	Points	dB
1	55	ART Grand Prix Srl	ITA	Barnicoat, Benjamin	GBR	ART GP / Parilla / Vega	13			54.758	0	105.5
2	154	Energy North Europe	FIN	Snell, Sam	GBR	Energy / Parilla / Vega	13	1.807	1.807	54.881	2	107.2
3	97	Maranello Kart	ITA	Hansen, Andreas Sebastian	DEN	Maranello / Maranello / Vega	13	4.405	2.598	55.182	3	106.2
4	87	Kosmic Racing Dept	ITA	Fukuzumi, Nirei	JPN	Kosmic / Vortex / Vega	13	4.572	0.167	54.682	4	105.9
5	81	Millennium Motorsport	GBR	Di Folco, Alberto	ITA	Tony Kart / TM / Vega	13	6.308	1.736	55.261	5	
6	103	Genikart	ESP	Hiltbrand, Pedro	ESP	FA Kart / Vortex / Vega	13	6.367	0.059	54.951	6	
7	78	Praga Kart Racing	CZE	Dabski, Karol	POL	Praga / Parilla / Vega	13	6.850	0.483	55.037	7	105.2
8	91	Tony Kart Racing Team	ITA	Gil Contreras, Carlos	ESP	Tony Kart / Vortex / Vega	13	7.882	1.032	55.009	8	104.9
9	98	Ward Racing	SWE	Hansson, Robin L.	SWE	Tony Kart / Vortex / Vega	13	8.705	0.823	55.106	9	
10	67	PDB Racing Team	NLD	Affolter, Joel	NLD	Gillard / Parilla / Vega	13	11.621	2.916	55.069	10	105.2
11	145	Birel Motorsport	ITA	Rossel, Kevin	DNK	Birel / BMB / Vega	13	12.462	0.841	55.015	11	106.8
12	136	Tony Kart Racing Team	ITA	Paz Patric Armand, Philo	IDN	Tony Kart / Vortex / Vega	13	14.655	2.193	55.574	12	
13	75	Tony Kart Racing Team	ITA	Chang Wing Chung, Andy	HKG	Tony Kart / Vortex / Vega	13	14.779	0.124	55.498	13	105.2
14	135	Tony Kart Racing Team	ITA	Panetta, Federico	ARG	Tony Kart / Vortex / Vega	13	14.971	0.192	55.234	14	104.1
15	139	Tony Kart Racing Team	ITA	Petjoi, Teemu Markus	FIN	Tony Kart / Vortex / Vega	13	15.494	0.523	55.128	15	105.1
16	152	Intrepid Driver Program	ITA	Shiraishi, Yuta	JPN	Intrepid / TM / Vega	13	17.361	1.867	55.568	16	
17	146	ART Grand Prix Srl	ITA	Ruuskanen, Joni	FIN	ART GP / Parilla / Vega	13	17.745	0.384	55.500	17	
18	108	Ward Racing	SWE	Jalkanen, Mattias	SWE	Tony Kart / Vortex / Vega	13	20.325	2.580	55.769	18	105.5
19	100	VDK Racing	GBR	Haublin, Thibaut	BEL	Kosmic / Vortex / Vega	13	20.465	0.140	55.620	19	105.8
20	94	BRM Racing	ITA	Grob, Dennis	CHE	BRM / TM / Vega	13	24.661	4.196	56.078	20	105.6
21	84	Nees Racing	DEU	Erle, Fabian	DEU	Maranello / TM / Vega	13	36.331	11.670	55.889	21	105.0
22	162	CRG SpA	ITA	Tiene, Felice	ITA	CRG / BMB / Vega	4	9 Laps	9 Laps	55.635	22	107.4
23	65	Keijzer Racing	NLD	Graham, Matthew	GBR	Zanardi / Parilla / Vega	2	11 Laps	2 Laps	58.365	23	
24	120	Tony Kart Racing Team	ITA	Ling, Kang	CHN	Tony Kart / Vortex / Vega	2	11 Laps	10.000	59.504	24	103.9
25	117	Ward Racing	SWE	Kuusiniemi, Jussi	FIN	Tony Kart / Vortex / Vega	1	12 Laps	1 Lap	1:04.624	25	
26	79	Bruneau, Olivier	ERA	Deguffroy, Remy	FRA	Tony Kart / Vortex / Vega	0	13 Laps	1 Lap		26	
27	114	OK Kart V ACR	CZE	Kocka, Ondrej	CZE	Maranello / BMB / Vega	0	13 Laps			27	

Not Classified

	77	Maranello Kart	ITA	Cucco, Stefano	ITA	Maranello / BMB / Vega		DNS			29	
--	----	----------------	-----	-----------------------	-----	------------------------	--	------------	--	--	-----------	--

Start Time : 21/07/2012 - 10:31:44

Best Lap : No.87 Fukuzumi, Nirei

54.682 90.98 Kph

Weather : Slightly cloudy Air : 16°C Track : Dry

Event Record : No.85 Fioravanti, Damiano

54.584 91.14 Kph

PF INT'L (GBR) - 19/07/2012 - 22/07/2012

CIK-FIA

Apex Timing





PF Int'l | 19 - 22.07.2012

CIK-FIA European KF2 Championship (Rd2)

KF2



KF2

Qualifying Heat D-F

Lap Chart

For information purposes. No official / regulatory value

	1	2	3	4	5	6	7	8	9	10	11	12	13	14	15	16	17	18	19	20	21	22	23	24	25	26	27	28	
Grid	65	55	154	136	81	139	97	162	78	103	79	146	120	117	108	91	98	135	87	100	67	84	114	75	94	152	77	145	
Start	65	55	154	136	139	81	97	162	78	79	120	103	146	108	117	98	91	87	135	67	100	94	84	75	152	145			
Lap 1 Interval	65	154 0.1	55 0.4	81 0.4	97 0.1	136 0.5	139 0.0	78 0.6	103 0.0	98 0.3	162 1.0	91 0.2	146 1.0	87 0.2	67 0.3	152 0.2	145 0.1	100 0.3	75 0.0	117 0.2	108 0.3	135 0.5	94 0.9	120 9.9	84 4.3				
Lap 2	154	55 0.0	81 0.5	97 0.1	139 0.6	103 0.3	136 0.3	78 0.1	98 0.2	162 0.8	91 0.3	87 0.7	146 0.6	67 0.0	145 0.4	152 0.6	75 0.2	100 1.0	108 0.2	94 0.6	135 0.2	68 2.1	120 10.0	84 2.4					
Lap 3	55	154 0.3	81 0.2	97 0.1	139 0.5	103 0.3	136 0.7	98 0.2	162 0.3	78 0.4	91 0.2	87 0.1	67 1.4	146 0.3	145 0.0	152 0.5	75 0.3	100 1.1	108 0.1	94 0.9	135 0.1	84 15.8							
Lap 4	55	154 0.5	81 0.3	97 0.1	139 0.5	103 0.2	162 1.4	98 0.3	78 0.4	87 0.1	136 0.5	91 0.0	67 1.0	145 0.4	146 0.3	152 0.2	75 0.3	100 1.5	108 0.1	135 0.7	94 0.7	84 15.7							
Lap 5	55	154 0.6	81 0.4	97 0.1	139 0.4	103 0.3	98 2.0	78 0.1	87 0.0	91 1.0	136 0.3	67 0.5	145 0.4	152 0.8	146 0.2	75 0.0	135 2.3	108 0.8	100 0.1	94 0.3	84 15.6								
Lap 6	55	154 0.6	81 0.6	97 0.2	139 1.0	103 0.2	87 1.9	78 0.3	98 0.3	91 0.3	136 0.5	67 0.2	145 0.4	75 2.0	146 0.3	152 0.2	135 1.4	108 1.6	100 0.2	94 0.4	84 15.3								
Lap 7	55	154 0.5	81 1.3	97 0.0	139 1.0	103 0.1	87 1.4	78 0.7	98 0.3	91 0.4	136 1.1	67 0.0	145 0.2	75 2.0	146 0.8	152 0.2	135 0.7	108 2.3	94 0.7	100 0.2	84 15.0								
Lap 8	55	154 0.5	97 1.9	81 0.2	139 0.3	103 0.2	87 0.9	78 1.1	98 0.4	91 0.3	67 2.4	136 0.3	145 0.0	75 1.3	146 0.9	152 0.2	135 0.1	108 3.3	100 0.8	94 0.7	84 14.1								
Lap 9	55	154 0.6	97 2.2	81 0.3	103 0.4	87 0.5	78 1.5	98 0.5	91 0.1	67 4.1	136 0.1	145 0.2	75 0.3	146 1.2	135 0.1	152 0.2	139 0.7	108 2.5	100 0.6	94 0.9	84 14.0								
Lap 10	55	154 0.7	97 2.5	81 0.4	103 0.1	87 0.2	78 1.8	91 0.8	98 0.2	67 4.0	145 0.8	136 0.3	75 0.0	135 1.1	146 0.3	152 0.2	139 0.2	108 3.1	100 0.6	94 1.3	84 13.8								
Lap 11	55	154 1.1	97 2.5	81 0.9	87 0.1	103 0.1	78 1.5	91 0.7	98 0.4	67 3.7	145 0.7	136 0.9	75 0.1	135 0.7	146 0.5	139 0.2	152 0.4	108 3.1	100 0.5	94 2.1	84 13.3								
Lap 12	55	154 1.4	97 2.7	87 0.7	81 0.2	103 0.1	78 1.2	91 0.9	98 0.2	67 3.6	145 0.7	136 1.4	75 0.1	135 0.4	139 0.9	146 0.5	152 0.0	108 3.3	100 0.4	94 3.1	84 12.5								
Lap 13	55	154 1.8	97 2.5	87 0.1	81 1.7	103 0.0	78 0.4	91 1.0	98 0.8	67 2.9	145 0.8	136 2.1	75 0.1	135 0.1	139 0.5	152 1.8	146 0.3	108 2.5	100 0.1	94 4.1	84 11.6								





PF Int'l | 19 - 22.07.2012

CIK-FIA European KF2 Championship (Rd2)



KF2



KF2

Qualifying Heat D-F

Lap Time Analysis

For information purposes. No official / regulatory value

Laps	Sector 1	Spd 1	Sector 2	Sector 3	Spd 2	Lap Time
No.55 Barnicoat, Benjamin						
1	21.758	116.0	18.654	18.566	116.5	58.978
2	20.470	116.8	18.000	18.295	117.4	56.765
3	20.247	116.8	17.718	18.074	114.8	56.039
4	19.990	116.4	17.504	17.927	115.1	55.421
5	19.955	116.2	17.414	17.808	115.0	55.177
6	19.871	116.2	17.295	17.789	115.8	54.955
7	19.868	116.5	17.211	17.856	115.8	54.935
8	19.910	115.9	17.267	17.800	116.2	54.977
9	19.848	116.6	17.196	17.831	115.2	54.875
10	19.831	116.0	17.217	17.758	115.0	54.806
11	19.814	116.7	17.144	17.800	114.6	54.758
12	19.915	116.5	17.191	17.785	115.1	54.891
13	19.932	116.9	17.258	17.922	115.6	55.112

No.65 Graham, Matthew						
1	21.253	113.3	18.501	18.611	113.8	58.365
2	30.858	110.1	18.918	18.564	114.1	1:08.340

No.67 Affolter, Joel						
1	24.142	113.3	19.796	19.247	117.2	1:03.185
2	20.397	118.0	18.012	18.228	119.1	56.637
3	20.193	116.9	17.788	18.372	118.5	56.353
4	20.129	117.6	17.653	18.014	117.8	55.796
5	20.075	117.8	17.505	18.059	117.5	55.639
6	20.046	118.4	17.386	17.824	119.0	55.256
7	19.937	118.3	17.813	17.916	119.0	55.666
8	20.366	118.6	17.984	17.952	118.7	56.302
9	20.128	117.9	18.279	18.460	117.6	56.867
10	20.063	118.6	17.338	17.892	117.6	55.293
11	20.045	118.4	17.238	17.822	117.8	55.105
12	19.972	117.8	17.273	17.824	116.8	55.069
13	20.002	118.3	17.279	17.842	117.3	55.123

No.75 Chang Wing Chung, Andy						
1	25.417	113.2	19.142	19.263	115.4	1:03.822
2	20.581	114.7	18.256	18.252	115.3	57.089
3	20.364	115.2	17.654	18.261	115.0	56.279
4	20.417	114.8	17.562	17.923	115.5	55.902
5	20.212	115.4	17.584	18.062	115.9	55.858
6	20.138	116.4	17.787	18.101	114.5	56.026
7	20.261	115.1	17.245	17.992	114.0	55.498
8	20.421	115.3	17.267	18.105	114.0	55.793
9	20.427	115.4	17.471	17.972	115.1	55.870
10	20.353	115.6	17.514	17.960	116.0	55.827
11	20.082	116.7	17.444	18.105	115.4	55.631
12	20.219	115.7	17.476	17.981	115.9	55.676
13	20.115	115.3	17.408	18.349	115.9	55.872

No.78 Dabski, Karol						
1	22.815	111.8	18.880	18.801	115.1	1:00.496

2	20.620	114.7	17.955	18.538	116.3	57.113
3	21.042	114.9	18.179	18.151	115.6	57.372
4	20.048	115.5	17.702	18.179	115.8	55.929
5	19.969	115.6	17.359	18.015	116.0	55.343
6	20.175	115.4	17.807	17.931	116.2	55.913
7	19.969	115.2	17.309	17.866	116.1	55.144
8	19.906	115.6	17.267	17.864	116.0	55.037
9	19.923	115.3	17.291	17.960	115.5	55.174
10	19.918	116.0	17.242	17.912	115.7	55.072
11	19.998	115.8	17.302	17.934	115.7	55.234
12	19.920	115.7	17.304	17.889	115.3	55.113
13	19.897	114.8	17.318	18.055	116.1	55.270

No.81 Di Folco, Alberto						
1	21.510	114.5	19.192	18.561	116.9	59.263
2	20.443	116.6	18.186	18.291	116.9	56.920
3	20.157	116.6	17.724	18.147	117.2	56.028
4	20.044	116.6	17.641	18.075	117.1	55.760
5	19.903	117.1	17.367	18.000	117.4	55.270
6	19.975	116.8	17.392	17.894	117.5	55.261
7	20.001	116.8	17.343	18.184	116.5	55.528
8	20.144	116.6	17.726	18.003	117.4	55.873
9	20.028	117.0	17.351	17.922	117.4	55.301
10	20.045	117.1	17.361	17.888	117.4	55.294
11	19.965	117.0	17.563	18.188	117.3	55.716
12	20.000	117.1	17.624	17.860	117.5	55.484
13	19.951	116.0	17.754	18.446	116.9	56.151

No.84 Erle, Fabian						
1	41.976	109.2	19.192	19.176	115.2	1:20.344
2	20.615	117.1	18.340	18.595	115.6	57.550
3	20.557	116.7	18.080	18.931	114.8	57.568
4	20.433	116.3	17.870	18.410	116.4	56.713
5	20.321	116.5	17.787	18.125	116.2	56.233
6	20.146	116.5	17.823	18.461	116.1	56.430
7	20.139	116.5	17.686	18.177	115.8	56.002
8	20.143	116.6	17.669	18.171	115.7	55.983
9	20.245	116.3	17.648	18.198	115.7	56.091
10	20.237	116.8	17.595	18.248	115.6	56.080
11	20.201	116.9	17.515	18.283	116.4	55.999
12	20.200	116.9	17.612	18.077	116.4	55.889
13	20.134	116.9	17.670	18.122	116.0	55.926

No.87 Fukuzumi, Nirei						
1	24.051	112.2	19.797	19.073	113.8	1:02.921
2	20.312	115.6	17.791	18.123	114.4	56.226
3	20.000	115.5	17.469	18.153	115.8	55.622
4	20.208	115.6	17.403	18.043	116.4	55.654
5	20.135	115.6	17.171	17.998	116.8	55.304
6	20.236	115.6	17.476	17.810	114.7	55.522
7	19.839	115.7	17.089	17.757	115.2	54.685
8	19.842	116.0	17.091	17.752	114.5	54.685





PF Int'l | 19 - 22.07.2012

CIK-FIA European KF2 Championship (Rd2)



KF2



KF2

Qualifying Heat D-F

Lap Time Analysis

For information purposes. No official / regulatory value

Laps	Sector 1	Spd 1	Sector 2	Sector 3	Spd 2	Lap Time
9	19.908	115.7	17.092	17.778	114.9	54.778
10	19.905	116.4	17.070	17.751	115.3	54.726
11	19.907	115.3	17.336	18.194	115.5	55.437
12	20.039	116.4	17.220	17.830	113.7	55.089
13	19.799	115.9	17.114	17.769	115.3	54.682

No.91 Gil Contreras, Carlos

1	23.863	114.7	18.972	18.869	113.8	1:01.704
2	20.411	115.6	18.053	18.319	114.5	56.783
3	20.209	116.2	17.789	18.173	115.1	56.171
4	20.151	115.3	17.949	18.330	116.1	56.430
5	20.248	116.0	17.520	17.981	115.3	55.749
6	20.078	115.2	17.369	17.967	114.8	55.414
7	20.062	115.5	17.221	17.990	115.8	55.273
8	19.950	115.1	17.196	17.863	115.8	55.009
9	20.028	115.1	17.211	17.901	116.0	55.140
10	19.989	115.6	17.290	17.932	115.3	55.211
11	20.050	115.4	17.177	17.878	115.0	55.105
12	20.001	115.1	17.384	17.972	115.1	55.357
13	20.030	115.4	17.314	17.996	115.4	55.340

No.94 Grob, Dennis

1	28.105	114.5	18.847	19.128	115.3	1:06.080
2	20.273	115.3	17.982	18.711	115.7	56.966
3	20.140	115.6	17.942	18.427	115.2	56.509
4	20.321	115.3	18.290	18.318	115.6	56.929
5	20.216	115.7	17.872	18.254	115.9	56.342
6	20.297	115.7	17.781	18.640	115.3	56.718
7	20.106	116.1	17.666	18.306	115.0	56.078
8	20.095	115.4	18.474	18.568	115.1	57.137
9	20.193	115.7	17.717	18.272	115.4	56.182
10	20.177	116.1	17.798	18.273	113.5	56.248
11	20.219	116.3	17.938	18.390	113.7	56.547
12	20.248	115.0	17.838	18.573	113.5	56.659
13	20.379	115.5	17.962	18.457	113.7	56.798

No.97 Hansen, Andreas Sebastian

1	22.275	113.3	18.519	18.525	115.4	59.319
2	20.460	113.8	18.124	18.304	116.0	56.888
3	20.455	114.5	17.787	17.882	115.7	56.124
4	20.087	115.0	17.550	18.038	115.5	55.675
5	20.112	115.0	17.289	17.879	115.9	55.280
6	20.008	114.5	17.347	17.999	115.9	55.354
7	19.990	115.1	17.289	18.056	115.4	55.335
8	20.208	115.0	17.547	17.851	115.8	55.606
9	20.005	115.1	17.256	17.921	115.1	55.182
10	20.100	115.1	17.276	17.847	115.6	55.223
11	20.091	115.0	17.240	17.905	115.5	55.236
12	20.078	115.3	17.386	17.914	115.7	55.378
13	20.067	114.6	17.333	17.867	115.5	55.267

Laps	Sector 1	Spd 1	Sector 2	Sector 3	Spd 2	Lap Time
No.98 Hansson, Robin L.						
1	23.341	113.8	18.503	18.581	114.8	1:00.425
2	20.540	113.8	17.802	18.552	114.8	56.894
3	20.484	114.1	17.531	18.273	114.9	56.288
4	20.226	114.2	17.814	18.284	114.9	56.324
5	20.211	114.1	17.304	18.106	114.8	55.621
6	20.317	114.1	18.060	18.045	115.5	56.422
7	20.129	114.4	17.151	17.874	115.2	55.154
8	20.051	114.6	17.169	17.886	115.3	55.106
9	20.172	114.7	17.173	17.953	115.2	55.298
10	20.034	114.6	17.613	17.953	115.4	55.600
11	20.198	114.5	17.231	17.948	114.8	55.377
12	20.042	114.5	17.197	17.925	115.3	55.164
13	20.049	114.7	17.716	18.110	115.4	55.875

No.100 Haublin, Thibaut

1	25.546	108.9	19.107	19.368	113.1	1:04.021
2	20.624	115.4	18.974	18.608	111.9	58.206
3	20.237	114.6	17.852	18.295	113.6	56.384
4	20.129	115.1	17.798	18.396	112.5	56.323
5	20.416	115.0	18.603	18.663	114.3	57.682
6	20.447	115.1	17.639	18.487	114.5	56.573
7	20.329	115.6	18.109	18.360	115.0	56.798
8	20.263	115.5	17.713	18.196	113.7	56.172
9	20.214	115.6	17.535	18.172	113.5	55.921
10	20.148	115.2	17.498	18.224	113.2	55.870
11	20.094	116.2	17.420	18.240	112.9	55.754
12	20.040	115.8	17.409	18.171	113.6	55.620
13	20.056	115.2	17.594	18.138	114.5	55.788

No.103 Hiltbrand, Pedro

1	22.676	111.8	18.881	18.788	117.0	1:00.345
2	20.308	115.4	17.927	18.294	116.6	56.529
3	20.051	116.4	17.797	18.187	116.4	56.035
4	19.969	116.8	17.633	18.007	117.9	55.609
5	19.919	115.9	17.360	17.986	116.5	55.265
6	19.914	115.3	17.908	18.026	117.0	55.848
7	19.955	118.1	17.422	17.816	116.7	55.193
8	19.982	118.3	17.394	17.875	117.4	55.251
9	20.005	117.1	17.281	17.908	116.9	55.194
10	19.892	116.3	17.218	17.841	117.2	54.951
11	19.986	117.7	17.780	18.066	117.8	55.832
12	20.172	116.8	17.362	17.865	117.2	55.399
13	19.867	114.5	17.783	18.399	117.2	56.049

No.108 Jalkanen, Mattias

1	25.395	114.7	19.000	20.617	115.0	1:05.012
2	20.653	115.0	18.631	18.514	115.1	57.798
3	20.336	115.3	17.671	18.250	116.0	56.257
4	20.412	115.3	17.669	18.255	115.3	56.336
5	20.337	115.0	17.717	19.307	114.9	57.361





PF Int'l | 19 - 22.07.2012

CIK-FIA European KF2 Championship (Rd2)



KF2



KF2

Qualifying Heat D-F

Lap Time Analysis

For information purposes. No official / regulatory value

Laps	Sector 1	Spd 1	Sector 2	Sector 3	Spd 2	Lap Time
6	20.308	115.3	17.665	18.543	114.6	56.516
7	20.413	115.2	17.458	18.229	115.2	56.100
8	20.200	115.4	17.442	18.592	114.8	56.234
9	20.459	115.1	17.445	18.215	114.9	56.119
10	20.226	115.5	17.436	18.266	114.4	55.928
11	20.278	115.2	17.411	18.105	113.3	55.794
12	20.191	115.6	17.446	18.132	113.5	55.769
13	20.227	115.5	17.545	18.319	113.4	56.091

Laps	Sector 1	Spd 1	Sector 2	Sector 3	Spd 2	Lap Time
6	20.189	115.6	17.766	17.933	116.5	55.888
7	20.116	115.6	17.276	17.968	116.5	55.360
8	19.976	115.9	17.349	17.803	116.6	55.128
9	29.055	108.8	18.149	18.268	115.9	1:05.472
10	20.050	115.9	17.476	17.875	116.7	55.401
11	20.116	115.8	17.358	17.781	116.6	55.255
12	20.011	116.3	17.498	17.938	116.4	55.447
13	20.017	115.9	17.353	17.857	116.6	55.227

No.117 Kuusiniemi, Jussi

1	26.298	112.9	19.062	19.264	116.8	1:04.624
---	---------------	--------------	---------------	---------------	--------------	-----------------

No.145 Rossel, Kevin

1	24.388	110.5	19.004	19.226	116.6	1:02.618
---	--------	-------	--------	--------	-------	----------

No.120 Ling, Kang

1	34.103	73.6	21.903	20.641	109.3	1:16.647
2	21.045	110.8	18.974	19.485	111.1	59.504

2	20.378	117.0	18.101	18.185	117.4	56.664
3	20.124	118.9	17.796	18.302	116.5	56.222
4	20.231	118.3	17.738	17.941	116.1	55.910
5	20.164	117.8	17.459	17.949	116.8	55.572
6	19.934	117.8	17.440	17.877	117.4	55.251
7	19.933	117.5	17.713	17.835	118.0	55.481
8	20.422	112.0	18.085	17.980	118.4	56.487
9	20.022	117.6	18.268	18.573	117.8	56.863
10	20.066	117.1	17.823	17.817	116.2	55.706
11	19.897	117.4	17.356	17.762	116.3	55.015
12	19.833	117.4	17.348	17.961	116.5	55.142
13	19.903	116.8	17.409	17.858	115.7	55.170

No.135 Panetta, Federico

1	23.906	114.3	19.998	21.439	113.5	1:05.343
2	20.691	115.7	18.355	19.142	114.5	58.188
3	20.256	119.0	17.828	18.282	115.1	56.366
4	20.222	115.2	17.661	18.115	115.1	55.998
5	20.019	115.4	17.505	18.204	115.2	55.728
6	20.118	114.9	17.503	18.137	115.8	55.758
7	20.022	115.2	17.277	18.091	115.1	55.390
8	20.049	115.7	17.288	17.897	116.5	55.234
9	20.299	114.5	17.494	18.094	115.3	55.887
10	20.124	117.2	17.462	17.992	114.6	55.578
11	20.010	116.6	17.362	17.907	115.0	55.279
12	20.121	115.2	17.238	17.979	115.1	55.338
13	19.956	119.9	17.627	18.025	115.4	55.608

No.146 Ruuskanen, Joni

1	23.749	109.0	20.248	18.959	115.1	1:02.956
2	20.428	116.9	18.259	18.453	117.1	57.140
3	20.274	117.1	18.009	18.477	117.2	56.760
4	20.178	116.5	18.041	18.087	116.9	56.306
5	20.312	117.5	17.925	18.128	117.6	56.365
6	20.020	117.2	18.327	18.131	117.8	56.478
7	20.130	116.9	17.769	18.098	117.1	55.997
8	20.236	117.7	17.551	18.142	117.4	55.929
9	20.456	117.3	17.592	18.102	116.8	56.150
10	20.158	117.9	17.905	17.994	117.0	56.057
11	20.105	117.0	17.322	18.073	117.3	55.500
12	20.082	118.0	17.819	18.313	115.5	56.214
13	20.181	116.5	17.880	18.868	117.7	56.929

No.136 Paz Patric Armand, Philo

1	21.849	115.7	18.792	19.411	106.9	1:00.052
2	20.704	116.1	18.191	18.786	115.9	57.681
3	20.385	116.0	17.749	18.244	115.9	56.378
4	20.140	115.9	17.899	19.683	115.9	57.722
5	20.156	116.0	17.916	18.084	116.5	56.156
6	20.063	116.5	17.503	18.051	116.4	55.617
7	20.000	116.1	17.829	18.004	116.4	55.833
8	20.600	116.1	18.018	18.050	116.6	56.668
9	19.933	116.4	18.255	18.527	116.6	56.715
10	20.161	116.9	18.083	18.052	116.6	56.296
11	20.029	116.4	17.470	18.075	116.4	55.574
12	20.014	116.5	17.611	18.068	116.1	55.693
13	20.043	116.2	17.476	18.365	116.4	55.884

No.152 Shiraishi, Yuta

1	24.746	109.7	18.945	19.293	115.9	1:02.984
2	20.481	114.8	18.533	18.439	115.4	57.453
3	20.208	114.6	17.711	18.278	115.5	56.197
4	20.206	115.1	17.614	18.128	116.3	55.948
5	20.264	115.6	17.388	18.156	116.0	55.808
6	20.166	114.7	18.625	18.193	116.6	56.984
7	20.214	115.8	17.593	18.254	116.5	56.061
8	20.234	114.4	17.459	18.177	116.7	55.870
9	20.394	115.3	17.775	18.157	115.1	56.326
10	20.284	115.9	17.565	18.057	116.4	55.906
11	20.270	115.7	17.637	18.045	115.4	55.952
12	20.168	114.7	17.374	18.026	116.4	55.568

No.139 Petjoi, Teemu Markus

1	22.490	114.3	18.644	18.912	115.6	1:00.046
2	20.438	115.1	18.264	18.164	116.2	56.866
3	20.194	115.5	17.786	18.095	116.5	56.075
4	20.090	115.6	17.488	18.114	116.5	55.692
5	20.030	115.7	17.334	17.815	116.6	55.179





KF2

Qualifying Heat D-F

Lap Time Analysis

For information purposes. No official / regulatory value

Laps	Sector 1	Spd 1	Sector 2	Sector 3	Spd 2	Lap Time
13	20.299	115.9	17.846	18.342	114.7	56.487
No.154 Snell, Sam						
1	21.318	117.2	18.621	18.533	117.4	58.472
2	20.706	117.4	18.092	18.332	116.2	57.130
3	20.097	117.6	18.209	18.143	116.7	56.449
4	20.017	118.0	17.651	17.992	116.0	55.660
5	19.898	117.8	17.417	17.905	116.7	55.220
6	19.807	118.0	17.358	17.826	117.3	54.991
7	19.836	118.1	17.265	17.780	117.5	54.881
8	19.820	118.0	17.291	17.840	117.3	54.951
9	19.821	118.3	17.296	17.811	116.9	54.928
10	19.770	118.4	17.299	17.886	116.4	54.955
11	19.895	118.1	17.329	17.937	116.2	55.161
12	19.901	118.6	17.378	17.944	116.1	55.223
13	19.977	118.2	17.447	17.996	116.2	55.420
No.162 Tiene, Felice						
1	24.313	115.0	18.860	18.881	116.0	1:02.054
2	20.371	115.9	18.069	18.260	116.1	56.700
3	20.063	116.3	17.788	17.995	116.4	55.846
4	20.005	116.3	17.523	18.107	116.2	55.635



PF Int'l | 19 - 22.07.2012

CIK-FIA European KF2 Championship (Rd2)



KF2



KF2

Qualifying Heat D-F


Starting Grid

Document 30

Subject to scrutineering & sporting investigations

77	Cucco, Stefano Maranello / BMB / Vega		14	145	Rossel, Kevin Birel / BMB / Vega	
94	Grob, Dennis BRM / TM / Vega		13	152	Shiraishi, Yuta Intrepid / TM / Vega	
114	Kocka, Ondrej Maranello / BMB / Vega		12	75	Chang Wing Chung, Andy Tony Kart / Vortex / Vega	
67	Affolter, Joel Gillard / Parilla / Vega		11	84	Erle, Fabian Maranello / TM / Vega	
87	Fukuzumi, Nirei Kosmic / Vortex / Vega		10	100	Haublin, Thibaut Kosmic / Vortex / Vega	
98	Hansson, Robin L. Tony Kart / Vortex / Vega		9	135	Panetta, Federico Tony Kart / Vortex / Vega	
108	Jalkanen, Mattias Tony Kart / Vortex / Vega		8	91	Gil Contreras, Carlos Tony Kart / Vortex / Vega	
120	Ling, Kang Tony Kart / Vortex / Vega		7	117	Kuusiniemi, Jussi Tony Kart / Vortex / Vega	
79	Deguffroy, Remy Tony Kart / Vortex / Vega		6	146	Ruuskanen, Joni ART GP / Parilla / Vega	
78	Dabski, Karol Praga / Parilla / Vega		5	103	Hiltbrand, Pedro FA Kart / Vortex / Vega	
97	Hansen, Andreas Sebastian Maranello / Maranello / Vega		4	162	Tiene, Felice CRG / BMB / Vega	
81	Di Folco, Alberto Tony Kart / TM / Vega		3	139	Petjoi, Teemu Markus Tony Kart / Vortex / Vega	
154	Snell, Sam Energy / Parilla / Vega		2	136	Paz Patric Armand, Philo Tony Kart / Vortex / Vega	
65	Graham, Matthew Zanardi / Parilla / Vega		1	55	Barnicoat, Benjamin ART GP / Parilla / Vega	

POLE POSITION



Start : 21/07/2012 - 10:30 13 Laps = 17.966 Km

PF INT'L (GBR) - 19/07/2012 - 22/07/2012

CIK-FIA





PF Int'l | 19 - 22.07.2012

CIK-FIA European KF2 Championship (Rd2)

KF2



KF2

Qualifying Heat B-E

Document 47

Results

Subject to scrutineering & sporting investigations

Rnk	No.	Entrant	Nat	Driver	Nat	Equipment	Laps	Gap	Interv.	Best Lap	Points	dB
1	54	Tony Kart Racing Team	ITA	Camponeschi, Flavio	ITA	Tony Kart / Vortex / Vega	13			54.786	0	104.2
2	144	Energy Corse	ITA	Romanov, Vasily	RUS	Energy / Parilla / Vega	13	1.029	1.029	54.899	2	
3	59	Formula K	ITA	Hubert, Anthoine	FRA	FK / TM / Vega	13	1.349	0.320	54.819	3	
4	159	Kartronix	GBR	Tang, Andrew	SGP	Kosmic / TM / Vega	13	3.419	2.070	54.984	4	103.5
5	128	Bruneau, Olivier	FRA	Moineault, Valentin	FRA	Tony Kart / Vortex / Vega	13	9.169	5.750	55.016	5	106.1
6	169	Chiesa Corse	ITA	Vivacqua, Thiago	BRA	Zanardi / Parilla / Vega	13	10.210	1.041	55.053	6	106.1
7	166	CRG SpA	ITA	Varley, Luke	GBR	LH / BMB / Vega	13	11.547	1.337	55.047	7	106.5
8	123	Scuderia PCR Srl	ITA	Maestranzi, Marco	ITA	PCR / Parilla / Vega	13	12.128	0.581	55.262	8	
9	57	Energy North Europe	FIN	Tiihonen, Niklas	FIN	Energy / Parilla / Vega	13	12.621	0.493	54.986	9	106.7
10	118	LH Racing Team	FIN	Larsen, Kasper	DNK	LH / BMB / Vega	13	14.968	2.347	55.347	10	107.0
11	124	Energy North Europe	FIN	Mäntylä, Ville	FIN	Energy / Parilla / Vega	13	16.174	1.206	55.313	11	105.2
12	132	Mach 1 Motorsport	GER	Norris, John	IRL	Mach 1 / TM / Vega	13	16.324	0.150	55.013	12	
13	171	RS-Motorsport	DEU	Zimmermann, Tim	DEU	Maranello / TM / Vega	13	17.312	0.988	55.258	13	105.3
14	93	GP Racing	ITA	Gonzales, Nicolas	DEU	GP / TM / Vega	13	17.555	0.243	55.592	14	105.3
15	116	RS-Motorsport	DEU	Krebs, Thomas S.	DNK	Maranello / TM / Vega	13	18.998	1.443	55.183	15	104.6
16	119	Comer	ITA	Lavelli, Kevin	ITA	Top Kart / Parilla / Vega	13	19.128	0.130	55.215	16	105.7
17	104	Ricky Flynn Motorsport	GBR	Hoque, Zubair	GBR	FA Kart / Vortex / Vega	13	21.495	2.367	55.039	17	106.7
18	131	Ward Racing	SWE	Nilsson, Hannes	SWE	Tony Kart / Vortex / Vega	13	21.852	0.357	55.485	18	105.4
19	64	Kosmic Racing Dept	ITA	Gromanová, Tereza	CZE	Kosmic / Vortex / Vega	13	22.187	0.335	55.163	19	105.7
20	56	Birel Motorsport	ITA	Basz, Karol	POL	Birel / BMB / Vega	11	2 Laps	2 Laps	55.223	20	
21	140	Petit, Daniel	FRA	Petit, Hubert	FRA	Sodi / Parilla / Vega	11	2 Laps	0.179	55.698	21	106.3
22	157	RK Racing Team	AUT	Stüger, Florian	DEU	RK / BMB / Vega	9	4 Laps	2 Laps	56.021	22	105.8
23	51	ART Grand Prix Srl	ITA	Leclerc, Charles	MCO	ART GP / Parilla / Vega	8	5 Laps	1 Lap	55.022	23	
24	112	Tony Kart Racing Team	ITA	Kiyohara, Ryota	JPN	Tony Kart / Vortex / Vega	5	8 Laps	3 Laps	55.635	24	
25	74	ADAC Motorsport	DEU	Brunner, Lisa Christin	DEU	Mach 1 / TM / Vega	3	10 Laps	2 Laps	58.899	25	
26	96	Millennium Motorsport	GBR	Hamilton, Alexander	IRL	Intrepid / TM / Vega	0	13 Laps	3 Laps		26	
27	170	RK Racing Team	DEU	Waldherr, Michael	DEU	RK / BMB / Vega	0	13 Laps	1.171		27	

Not Classified

	156	ADAC Motorsport	DEU	Speck, Lucas	DEU	Mach 1 / TM / Vega		DNS			29	
--	-----	-----------------	-----	---------------------	-----	--------------------	--	------------	--	--	-----------	--

Start Time : 21/07/2012 - 10:11:41

Best Lap : No.54 Camponeschi, Flavio 54.786 90.81 Kph

Weather : Slightly cloudy Air : 16°C Track : Dry

Event Record : No.85 Fioravanti, Damiano 54.584 91.14 Kph

PF INT'L (GBR) - 19/07/2012 - 22/07/2012

CIK-FIA

Apex Timing





PF Int'l | 19 - 22.07.2012

CIK-FIA European KF2 Championship (Rd2)

KF2



KF2

Qualifying Heat B-E

Lap Chart

For information purposes. No official / regulatory value

	1	2	3	4	5	6	7	8	9	10	11	12	13	14	15	16	17	18	19	20	21	22	23	24	25	26	27	28
Grid	51	59	96	144	54	140	124	57	169	56	118	166	159	171	104	170	119	132	157	128	156	112	64	93	131	123	116	74
Start	51	96	54	59	144	124	140	169	118	57	159	104	56	166	119	171	157	64	131	116	170	128	132	112	123	93	74	
Lap 1 Interval	51	54 0.5	59 0.2	144 0.3	140 0.8	159 0.0	104 2.1	119 0.1	128 0.2	123 0.5	131 0.0	56 0.3	118 0.0	116 0.3	112 0.0	93 0.1	169 0.0	166 0.4	74 0.0	57 1.5	171 0.1	124 0.4	132 2.7	157 0.7	64 5.1			
Lap 2	51	59 0.1	144 0.5	54 0.0	159 1.1	140 0.5	128 2.6	123 0.0	118 0.7	56 0.6	112 0.0	169 0.9	93 0.4	166 0.6	57 0.5	74 0.0	171 0.2	119 0.3	124 0.2	132 1.3	116 0.7	131 2.1	104 3.3	64 0.9	157 3:27			
Lap 3	59	51 0.3	54 0.1	144 0.1	159 0.8	140 1.4	123 2.2	128 0.1	118 0.4	112 0.5	56 0.4	169 0.1	166 1.0	93 0.6	57 0.1	124 1.5	74 1.1	171 0.0	119 0.0	132 1.2	116 0.0	131 1.3	104 3.1	64 1.0	157 3:29			
Lap 4	59	51 0.2	54 0.1	144 0.2	159 0.6	140 2.5	123 1.8	128 0.4	118 0.1	112 0.1	169 0.6	56 0.5	166 0.3	57 0.9	93 0.5	124 1.1	119 1.8	171 0.0	132 1.0	116 0.2	131 1.1	104 2.8	64 1.4	157 3:31				
Lap 5	59	54 0.3	144 0.6	51 0.3	159 0.2	140 3.1	123 1.2	128 0.2	169 1.2	118 0.2	166 0.3	56 0.2	171 0.2	57 0.1	93 1.3	124 0.5	119 2.0	171 0.2	132 0.4	116 0.6	131 1.4	104 2.5	64 1.5	157 3:32				
Lap 6	59	54 0.2	144 0.4	51 0.3	159 0.3	140 4.0	123 0.6	128 0.2	169 1.1	118 0.9	56 0.1	166 0.1	57 0.1	93 1.6	124 0.1	119 1.9	132 0.6	171 0.2	116 0.5	131 2.2	104 1.8	64 1.6	157 3:34					
Lap 7	59	54 0.1	144 0.4	51 0.6	159 0.1	140 4.9	123 0.1	128 0.1	169 0.8	56 1.6	166 0.2	57 0.5	118 0.3	124 1.0	93 0.4	119 1.1	132 0.3	171 0.5	116 0.6	131 2.5	104 1.7	64 1.3	157 3:36					
Lap 8	54	59 0.2	144 0.1	159 1.4	54 4.6	128 1.0	140 0.4	169 0.5	123 0.2	166 0.8	56 0.2	57 0.1	118 0.5	124 0.9	93 0.7	119 0.7	132 0.2	171 0.8	116 0.5	131 2.8	104 1.7	64 1.2	157 3:37					
Lap 9	54	59 0.3	144 0.2	159 1.9	128 5.3	169 1.0	140 0.3	123 0.1	166 0.5	57 0.9	56 0.3	118 0.2	124 0.9	93 0.6	119 0.3	132 0.1	171 0.9	116 0.5	131 3.2	104 1.0	64 1.3	157 3:38						
Lap 10	54	59 0.0	144 0.4	159 2.1	128 5.4	169 0.9	140 0.7	123 0.1	166 0.2	57 0.5	56 0.4	118 0.4	124 1.9	93 0.1	119 0.2	132 0.1	171 0.5	116 0.3	131 3.6	104 0.5	64 1.4							
Lap 11	54	59 0.4	144 0.2	159 2.2	128 5.6	169 0.8	166 1.7	123 0.2	57 0.8	96 0.1	140 0.1	118 0.1	124 1.7	93 0.3	132 0.0	119 0.2	171 0.3	116 0.4	131 3.8	104 0.1	64 1.3							
Lap 12	54	144 1.0	59 0.2	159 1.8	128 5.5	169 1.0	166 1.5	123 0.4	57 0.7	118 1.5	124 1.1	132 0.4	93 0.2	119 0.2	171 0.0	116 0.1	104 4.4	131 0.2	64 0.6									
Lap 13	54	144 1.0	59 0.3	159 2.0	128 5.7	169 1.0	166 1.3	123 0.5	57 0.4	118 2.3	124 1.2	132 0.1	171 0.9	93 0.2	116 1.4	119 0.1	104 2.3	131 0.3	64 0.3									





PF Int'l | 19 - 22.07.2012

CIK-FIA European KF2 Championship (Rd2)



KF2



KF2

Qualifying Heat B-E

Lap Time Analysis

For information purposes. No official / regulatory value

Laps	Sector 1	Spd 1	Sector 2	Sector 3	Spd 2	Lap Time
No.51 Leclerc, Charles						
1	21.421	115.5	18.070	18.359	115.3	57.850
2	20.736	115.8	18.044	18.282	115.7	57.062
3	20.281	115.9	18.091	18.172	116.9	56.544
4	20.063	116.4	17.565	17.999	117.1	55.627
5	20.508	116.5	18.067	17.873	117.3	56.448
6	19.967	116.7	17.232	17.823	117.1	55.022
7	19.926	116.6	17.412	17.856	117.2	55.194
8	19.943	116.7	18.042	22.436	37.9	1:00.421

Laps	Sector 1	Spd 1	Sector 2	Sector 3	Spd 2	Lap Time
No.54 Camponeschi, Flavio						
1	21.702	114.7	18.051	18.522	114.1	58.275
2	20.793	115.4	17.836	18.553	113.7	57.182
3	20.270	116.0	17.679	18.084	116.4	56.033
4	20.151	115.4	17.447	18.023	116.6	55.621
5	20.091	115.8	17.295	17.932	115.8	55.318
6	19.966	115.7	17.150	17.998	115.2	55.114
7	19.954	116.0	17.199	17.859	116.5	55.012
8	19.912	116.0	17.181	17.896	114.3	54.989
9	19.917	115.8	17.113	17.799	114.9	54.829
10	19.942	115.6	17.135	18.049	114.3	55.126
11	19.932	115.8	17.058	17.796	115.0	54.786
12	19.910	115.7	17.041	17.839	114.8	54.790
13	19.933	115.3	17.150	17.919	115.1	55.002

Laps	Sector 1	Spd 1	Sector 2	Sector 3	Spd 2	Lap Time
No.56 Basz, Karol						
1	23.406	115.6	19.649	19.810	115.9	1:02.865
2	20.756	116.3	18.567	18.541	116.2	57.864
3	20.283	116.0	18.184	18.252	116.7	56.719
4	20.139	116.6	18.016	18.109	116.8	56.264
5	20.107	116.8	18.056	18.014	117.1	56.177
6	19.960	117.1	17.652	17.999	117.2	55.611
7	20.072	117.4	17.583	17.972	116.3	55.627
8	20.073	116.8	17.754	17.929	117.0	55.756
9	20.319	116.7	17.906	17.958	117.4	56.183
10	19.934	117.1	17.352	17.937	117.1	55.223
11	19.982	116.9	17.509	18.381	117.7	55.872

Laps	Sector 1	Spd 1	Sector 2	Sector 3	Spd 2	Lap Time
No.57 Tiihonen, Niklas						
1	27.625	113.9	19.314	18.869	117.5	1:05.808
2	20.746	117.2	18.452	18.406	117.2	57.604
3	20.301	117.4	17.765	18.106	118.1	56.172
4	20.110	117.5	17.537	17.933	117.8	55.580
5	19.984	117.4	17.480	17.845	118.2	55.309
6	20.091	117.8	17.436	18.027	118.0	55.554
7	20.047	117.9	18.110	17.934	117.6	56.091
8	19.952	117.8	17.313	17.848	118.4	55.113
9	20.306	117.4	17.588	17.813	118.0	55.707
10	19.971	117.3	17.313	17.765	118.0	55.049
11	19.896	117.9	17.828	18.454	117.9	56.178
12	19.989	117.3	17.350	17.858	118.0	55.197

Laps	Sector 1	Spd 1	Sector 2	Sector 3	Spd 2	Lap Time
No.59 Hubert, Anthoine						
13	19.890	117.3	17.268	17.828	117.8	54.986
1	21.876	112.6	18.273	18.376	116.2	58.525
2	20.292	115.9	17.826	18.195	116.8	56.313
3	20.325	116.4	17.735	18.039	116.1	56.099
4	20.140	115.6	17.632	17.908	116.4	55.680
5	20.040	115.9	17.502	17.908	114.7	55.450
6	19.939	115.8	17.340	17.884	115.8	55.163
7	19.920	115.8	17.359	17.833	116.3	55.112
8	19.954	115.7	17.598	17.899	117.0	55.451
9	19.928	116.0	17.191	17.782	116.8	54.901
10	19.885	116.4	17.161	17.773	117.3	54.819
11	20.090	116.2	17.268	17.781	116.8	55.139
12	19.980	116.3	17.962	17.802	117.0	55.744
13	19.854	116.2	17.260	17.870	116.7	54.984

Laps	Sector 1	Spd 1	Sector 2	Sector 3	Spd 2	Lap Time
No.64 Gromanová, Tereza						
1	36.230	110.5	19.310	19.054	114.1	1:14.594
2	20.987	115.1	18.165	18.550	114.5	57.702
3	20.402	115.7	17.877	18.292	114.7	56.571
4	20.310	116.0	17.640	18.235	114.8	56.185
5	20.216	116.0	17.675	17.978	114.3	55.869
6	20.073	116.1	17.418	18.095	116.0	55.586
7	20.071	116.0	17.413	17.873	115.6	55.357
8	20.076	116.4	17.363	17.910	114.8	55.349
9	20.101	116.3	17.199	17.910	115.6	55.210
10	19.991	116.2	17.276	17.896	115.3	55.163
11	19.992	116.2	17.263	17.920	115.5	55.175
12	19.996	116.5	17.303	18.090	115.7	55.389
13	20.013	116.5	17.372	17.924	116.3	55.309

Laps	Sector 1	Spd 1	Sector 2	Sector 3	Spd 2	Lap Time
No.74 Brunner, Lisa Christin						
1	25.053	108.9	18.997	19.157	113.3	1:03.207
2	21.545	111.8	18.904	18.699	113.5	59.148
3	20.585	113.4	19.621	18.693	113.2	58.899

Laps	Sector 1	Spd 1	Sector 2	Sector 3	Spd 2	Lap Time
No.93 Gonzales, Nicolas						
1	24.621	108.6	18.929	19.192	114.1	1:02.742
2	21.118	115.2	18.994	18.435	114.9	58.547
3	20.320	116.3	18.068	18.761	115.0	57.149
4	20.215	115.6	17.955	18.150	115.3	56.320
5	20.254	115.6	17.758	18.068	114.7	56.080
6	20.195	115.2	17.550	18.059	114.2	55.804
7	20.721	115.3	17.581	18.004	115.2	56.306
8	20.093	115.5	17.503	18.012	115.1	55.608
9	20.096	115.5	17.451	18.045	115.5	55.592
10	20.091	115.6	17.693	18.062	116.7	55.846
11	20.149	115.8	17.591	17.961	116.2	55.701
12	20.116	115.5	17.924	18.110	115.8	56.150
13	20.085	115.1	17.759	18.598	116.0	56.442





PF Int'l | 19 - 22.07.2012

CIK-FIA European KF2 Championship (Rd2)



KF2



KF2

Qualifying Heat B-E

Lap Time Analysis

For information purposes. No official / regulatory value

Laps	Sector 1	Spd 1	Sector 2	Sector 3	Spd 2	Lap Time
No.104 Hoque, Zubair						
1	22.693	110.6	19.747	18.934	112.7	1:01.374
2	32.032	95.7	19.467	18.758	112.5	1:10.257
3	20.398	115.7	17.878	18.235	113.3	56.511
4	20.182	116.5	17.535	18.072	114.0	55.789
5	20.256	116.9	17.549	17.918	115.5	55.723
6	20.037	117.0	17.448	18.006	113.1	55.491
7	20.344	116.1	17.383	17.923	113.4	55.650
8	20.136	116.6	17.418	17.894	115.5	55.448
9	20.002	116.4	17.322	17.780	115.7	55.104
10	19.944	116.7	17.269	17.826	115.4	55.039
11	20.009	117.0	17.363	17.975	117.6	55.347
12	20.197	116.5	17.738	17.927	114.0	55.862
13	20.103	116.8	17.364	17.985	114.0	55.452

No.112 Kiyohara, Ryota						
1	24.416	112.6	18.899	19.381	112.6	1:02.696
2	21.002	115.0	18.004	18.407	115.7	57.413
3	20.293	110.0	17.933	17.929	115.9	56.155
4	19.935	115.4	17.656	18.044	116.6	55.635
5	20.317	115.3	19.190	18.042	116.4	57.549

No.116 Krebs, Thomas S.						
1	22.959	112.8	19.587	20.341	115.9	1:02.887
2	22.151	114.3	21.329	19.347	117.1	1:02.827
3	20.512	116.3	18.296	18.665	117.7	57.473
4	20.283	115.8	17.801	18.255	117.4	56.339
5	20.189	116.8	17.533	17.936	117.5	55.658
6	20.072	116.5	17.445	17.954	117.4	55.471
7	20.122	116.9	17.443	17.856	117.4	55.421
8	20.006	117.0	17.298	17.879	117.5	55.183
9	20.007	116.8	17.315	17.953	117.6	55.275
10	19.994	117.1	17.331	17.902	117.2	55.227
11	20.084	117.1	17.459	17.933	117.5	55.476
12	19.953	117.1	17.416	18.120	117.9	55.489
13	20.030	115.8	17.845	19.515	116.7	57.390

No.118 Larsen, Kasper						
1	25.170	111.9	18.871	19.077	115.3	1:03.118
2	20.872	114.7	18.042	18.206	115.0	57.120
3	20.387	114.6	17.801	18.128	115.4	56.316
4	20.178	114.9	17.885	18.024	115.7	56.087
5	20.636	115.0	18.204	17.963	115.7	56.803
6	20.085	115.4	18.013	17.950	115.3	56.048
7	20.151	115.0	18.838	17.982	115.8	56.971
8	20.089	115.1	17.328	17.930	115.6	55.347
9	20.208	115.4	17.661	17.853	115.8	55.722
10	20.022	115.4	17.404	17.940	116.0	55.366
11	20.074	115.3	17.441	18.215	116.3	55.730
12	20.240	115.6	17.909	18.193	115.5	56.342
13	20.229	114.9	17.489	18.017	115.6	55.735

Laps	Sector 1	Spd 1	Sector 2	Sector 3	Spd 2	Lap Time
No.119 Lavelli, Kevin						
1	22.661	109.5	19.925	18.862	115.7	1:01.448
2	25.817	115.4	18.169	18.357	115.7	1:02.343
3	20.329	116.0	19.858	18.224	116.2	58.411
4	20.492	116.2	17.584	18.244	113.3	56.320
5	20.138	116.0	17.522	18.005	115.1	55.665
6	20.186	116.0	17.325	17.849	115.3	55.360
7	20.067	115.9	17.269	17.910	115.6	55.246
8	20.096	116.2	17.295	17.828	116.0	55.219
9	20.042	116.1	17.283	17.890	116.5	55.215
10	20.080	116.5	17.653	17.988	116.5	55.721
11	20.057	116.6	17.851	17.937	116.7	55.845
12	20.057	116.4	17.728	18.199	116.9	55.984
13	20.025	116.7	18.318	19.462	112.9	57.805

No.123 Maestranzi, Marco						
1	23.494	115.7	18.892	19.240	116.1	1:01.626
2	20.674	115.6	18.016	18.221	116.0	56.911
3	20.495	116.2	17.690	18.251	115.4	56.436
4	20.402	116.5	17.684	18.006	115.9	56.092
5	20.223	116.6	17.582	17.862	116.1	55.667
6	20.040	116.2	17.446	17.925	116.0	55.411
7	20.071	116.8	17.473	17.955	117.2	55.499
8	21.273	116.7	18.039	18.017	116.6	57.329
9	19.998	116.8	17.483	18.058	116.9	55.539
10	20.162	116.6	17.697	17.905	116.9	55.764
11	20.046	116.8	17.969	18.053	116.9	56.068
12	20.010	116.9	17.299	17.992	116.8	55.301
13	20.017	116.8	17.321	17.924	116.9	55.262

No.124 Mäntylä, Ville						
1	27.505	109.2	19.959	19.177	114.8	1:06.641
2	20.738	112.8	18.351	18.752	117.1	57.841
3	20.345	110.7	18.445	18.085	116.8	56.875
4	20.140	117.1	17.668	17.967	116.9	55.775
5	19.978	115.8	17.578	17.881	117.1	55.437
6	19.939	116.3	17.592	17.927	117.3	55.458
7	20.161	117.3	17.523	17.967	117.1	55.651
8	19.935	117.5	17.434	17.944	116.9	55.313
9	20.047	117.2	17.528	18.124	117.0	55.699
10	20.134	117.5	18.074	18.164	117.2	56.372
11	19.930	117.3	17.570	17.982	117.1	55.482
12	19.994	117.1	17.645	18.148	116.7	55.787
13	19.998	117.5	17.693	18.078	117.1	55.769

No.128 Moineault, Valentin						
1	23.050	111.8	19.207	18.952	114.8	1:01.209
2	21.028	116.2	17.876	18.542	113.6	57.446
3	20.687	116.1	17.674	18.257	116.6	56.618
4	20.396	115.8	17.947	18.051	115.8	56.394
5	20.167	115.5	17.452	17.899	116.1	55.518





PF Int'l | 19 - 22.07.2012

CIK-FIA European KF2 Championship (Rd2)



KF2



KF2

Qualifying Heat B-E

Lap Time Analysis

For information purposes. No official / regulatory value

Laps	Sector 1	Spd 1	Sector 2	Sector 3	Spd 2	Lap Time
6	20.044	117.4	17.302	18.027	115.9	55.373
7	20.034	116.3	17.397	18.006	116.5	55.437
8	20.570	116.9	17.409	17.948	115.5	55.927
9	20.153	115.9	17.240	17.854	115.3	55.247
10	20.054	116.3	17.360	17.958	115.1	55.372
11	20.023	116.1	17.229	17.871	115.1	55.123
12	20.064	115.3	17.171	17.781	115.6	55.016
13	20.075	115.7	17.337	18.008	110.8	55.420

No.131 Nilsson, Hannes

Laps	Sector 1	Spd 1	Sector 2	Sector 3	Spd 2	Lap Time
1	24.403	114.5	18.535	19.201	116.0	1:02.139
2	20.744	115.8	26.498	18.534	114.6	1:05.776
3	20.423	115.3	17.915	18.396	115.5	56.734
4	20.184	115.7	17.801	18.121	115.5	56.106
5	20.339	115.7	17.488	18.180	115.1	56.007
6	20.222	115.6	17.685	18.300	114.8	56.207
7	20.105	115.9	17.467	18.130	115.5	55.702
8	20.088	115.6	17.420	17.977	115.8	55.485
9	20.138	115.8	17.449	18.170	115.3	55.757
10	20.111	115.7	17.328	18.164	115.7	55.603
11	20.280	115.6	17.405	18.002	116.0	55.687
12	20.342	116.3	17.875	18.044	112.5	56.261
13	20.053	116.5	17.484	18.055	116.5	55.592

No.132 Norris, John

Laps	Sector 1	Spd 1	Sector 2	Sector 3	Spd 2	Lap Time
1	31.555	115.3	18.279	18.506	115.8	1:08.340
2	20.207	116.8	17.912	18.335	116.9	56.454
3	20.170	117.2	19.243	18.704	117.1	58.117
4	20.179	117.3	17.668	18.355	117.0	56.202
5	19.946	117.2	17.310	17.924	117.2	55.180
6	19.978	117.4	17.510	17.842	117.1	55.330
7	19.934	117.1	17.230	17.849	117.2	55.013
8	19.923	117.6	17.301	17.837	117.3	55.061
9	19.945	117.6	17.313	17.873	117.6	55.131
10	20.151	117.6	17.573	18.026	117.8	55.750
11	20.012	117.6	17.451	17.924	118.0	55.387
12	20.065	117.1	17.758	17.971	117.3	55.794
13	19.937	117.4	17.458	18.075	117.8	55.470

No.140 Petit, Hubert

Laps	Sector 1	Spd 1	Sector 2	Sector 3	Spd 2	Lap Time
1	22.365	105.9	18.454	18.670	115.8	59.489
2	20.582	115.6	18.436	18.440	116.8	57.458
3	20.465	117.0	18.005	18.384	116.4	56.854
4	20.182	116.3	17.919	18.396	115.9	56.497
5	20.346	115.9	17.752	18.162	115.8	56.260
6	20.226	117.3	17.589	18.200	115.7	56.015
7	20.150	117.0	17.649	18.206	117.6	56.005
8	20.578	117.1	17.890	18.240	116.3	56.708
9	20.098	116.3	18.040	18.066	116.9	56.204
10	20.077	116.6	17.698	17.923	116.3	55.698
11	20.128	116.9	18.431	18.913	117.2	57.472

No.144 Romanov, Vasilij

Laps	Sector 1	Spd 1	Sector 2	Sector 3	Spd 2	Lap Time
1	21.882	110.7	18.576	18.301	119.0	58.759
2	20.390	118.1	17.913	18.219	117.3	56.522
3	20.190	118.6	18.069	17.980	119.5	56.239
4	20.179	119.1	17.588	17.944	119.3	55.711
5	20.137	118.3	17.664	17.879	118.7	55.680
6	19.810	118.9	17.429	17.765	118.8	55.004
7	19.827	118.7	17.382	17.730	119.1	54.939
8	19.798	118.8	17.412	17.826	119.5	55.036
9	19.971	119.1	17.293	17.745	119.2	55.009
10	19.865	119.2	17.341	17.804	119.0	55.010
11	19.804	119.0	17.309	17.786	119.5	54.899
12	19.857	119.0	17.646	17.735	118.3	55.238
13	19.788	118.7	17.285	17.862	119.0	54.935

No.157 Stüger, Florian

Laps	Sector 1	Spd 1	Sector 2	Sector 3	Spd 2	Lap Time
1	31.990	112.8	18.800	18.741	114.7	1:09.531
2	20.723	114.6	18.315	3:51.194	111.3	4:30.232
3	21.278	114.5	18.135	18.836	114.5	58.249
4	21.506	115.7	18.302	18.566	113.5	58.374
5	21.204	115.4	18.145	18.239	114.9	57.588
6	20.249	115.2	19.099	18.166	115.9	57.514
7	20.969	115.4	17.571	18.075	114.9	56.615
8	20.392	115.1	17.641	18.413	115.5	56.446
9	20.171	114.9	17.521	18.329	115.2	56.021

No.159 Tang, Andrew

Laps	Sector 1	Spd 1	Sector 2	Sector 3	Spd 2	Lap Time
1	22.246	109.9	18.686	18.433	117.6	59.365
2	20.613	117.1	18.030	18.146	117.6	56.789
3	20.256	116.1	17.733	17.977	117.9	55.966
4	19.979	116.7	17.473	17.989	117.8	55.441
5	19.939	117.3	17.875	17.878	118.6	55.692
6	19.909	117.7	17.314	17.866	118.2	55.089
7	19.851	117.8	17.294	17.893	118.7	55.038
8	19.908	117.6	17.799	17.926	117.9	55.633
9	19.972	117.2	17.402	18.189	118.2	55.563
10	19.956	117.4	17.362	17.890	118.0	55.208
11	19.864	117.4	17.338	17.782	118.3	54.984
12	19.959	117.7	17.284	17.889	118.4	55.132
13	19.970	117.4	17.315	17.904	118.1	55.189

No.166 Varley, Luke

Laps	Sector 1	Spd 1	Sector 2	Sector 3	Spd 2	Lap Time
1	27.035	115.6	18.391	18.581	116.7	1:04.007
2	21.936	116.6	18.423	18.282	117.6	58.641
3	20.129	117.1	17.775	17.995	117.5	55.899
4	20.038	117.1	17.553	17.849	117.7	55.440
5	19.953	117.3	17.712	17.870	117.7	55.535
6	19.928	117.1	18.162	17.972	117.9	56.062
7	20.044	117.0	17.774	17.881	117.8	55.699
8	19.924	117.2	17.470	17.839	117.5	55.233
9	19.978	116.9	17.366	17.912	117.8	55.256





PF Int'l | 19 - 22.07.2012

CIK-FIA European KF2 Championship (Rd2)

KF2



KF2

Qualifying Heat B-E

Lap Time Analysis

For information purposes. No official / regulatory value

Laps	Sector 1	Spd 1	Sector 2	Sector 3	Spd 2	Lap Time
10	19.966	117.4	17.661	17.828	117.9	55.455
11	19.947	117.1	17.653	17.984	117.5	55.584
12	19.909	116.9	17.322	17.816	117.7	55.047
13	20.009	116.9	17.306	17.848	117.5	55.163

No.169 Vivacqua, Thiago

1	26.062	111.4	18.871	18.986	117.1	1:03.919
2	21.429	117.0	18.301	18.347	115.8	58.077
3	20.104	117.3	17.716	18.057	118.2	55.877
4	20.075	117.5	17.675	17.863	117.5	55.613
5	19.952	116.6	18.006	17.897	117.4	55.855
6	19.975	117.5	17.495	17.845	117.8	55.315
7	19.935	117.5	17.352	17.829	117.7	55.116
8	20.223	116.2	17.906	17.864	117.5	55.993
9	19.902	117.8	17.580	17.860	117.2	55.342
10	19.986	117.8	17.491	17.808	117.4	55.285
11	19.893	117.9	17.349	17.811	118.7	55.053
12	19.945	117.7	17.380	17.919	117.3	55.244
13	19.970	117.8	17.421	17.977	118.4	55.368

No.171 Zimmermann, Tim

1	27.795	115.3	18.936	18.887	117.6	1:05.618
2	20.772	115.7	18.457	18.513	117.2	57.742
3	20.453	117.3	19.776	18.466	116.4	58.695
4	20.371	116.6	18.054	18.068	117.7	56.493
5	20.266	117.3	17.534	18.001	117.6	55.801
6	20.224	117.1	17.857	17.947	117.7	56.028
7	20.051	117.0	17.320	17.936	117.4	55.307
8	20.035	117.3	17.413	17.872	117.2	55.320
9	20.013	117.4	17.332	17.913	117.6	55.258
10	20.048	117.2	17.378	17.954	118.2	55.380
11	20.222	117.1	17.339	17.869	117.6	55.430
12	20.017	117.1	17.609	18.109	118.1	55.735
13	20.144	117.0	17.512	18.245	116.7	55.901





PF Int'l | 19 - 22.07.2012

CIK-FIA European KF2 Championship (Rd2)



KF2



KF2

Qualifying Heat B-E


Starting Grid

Document 29

Subject to scrutineering & sporting investigations

116	Krebs, Thomas S. Maranello / TM / Vega		14	74	Brunner, Lisa Christin Mach 1 / TM / Vega	
131	Nilsson, Hannes Tony Kart / Vortex / Vega		13	123	Maestranzi, Marco PCR / Parilla / Vega	
64	Gromanová, Tereza Kosmic / Vortex / Vega		12	93	Gonzales, Nicolas GP / TM / Vega	
156	Speck, Lucas Mach 1 / TM / Vega		11	112	Kiyohara, Ryota Tony Kart / Vortex / Vega	
157	Stüger, Florian RK / BMB / Vega		10	128	Moineault, Valentin Tony Kart / Vortex / Vega	
119	Lavelli, Kevin Top Kart / Parilla / Vega		9	132	Norris, John Mach 1 / TM / Vega	
104	Hoque, Zubair FA Kart / Vortex / Vega		8	170	Waldherr, Michael RK / BMB / Vega	
159	Tang, Andrew Kosmic / TM / Vega		7	171	Zimmermann, Tim Maranello / TM / Vega	
118	Larsen, Kasper LH / BMB / Vega		6	166	Varley, Luke LH / BMB / Vega	
169	Vivacqua, Thiago Zanardi / Parilla / Vega		5	56	Basz, Karol Birel / BMB / Vega	
124	Mäntylä, Ville Energy / Parilla / Vega		4	57	Tiihonen, Niklas Energy / Parilla / Vega	
54	Camponeschi, Flavio Tony Kart / Vortex / Vega		3	140	Petit, Hubert Sodi / Parilla / Vega	
96	Hamilton, Alexander Intrepid / TM / Vega		2	144	Romanov, Vasiliy Energy / Parilla / Vega	
51	Leclerc, Charles ART GP / Parilla / Vega		1	59	Hubert, Anthoine FK / TM / Vega	

POLE POSITION



Start : 21/07/2012 - 10:10 13 Laps = 17.966 Km

PF INT'L (GBR) - 19/07/2012 - 22/07/2012

CIK-FIA

Page 1 / 1

Apex Timing





PF Int'l | 19 - 22.07.2012

CIK-FIA European KF2 Championship (Rd2)



KF2



KF2

Qualifying Heat A-C

Document 46.1

Results

Subject to scrutineering & sporting investigations

Rnk	No.	Entrant	Nat	Driver	Nat	Equipment	Laps	Gap	Interv.	Best Lap	Points	dB
1	53	Energy Corse	ITA	Olsen, Dennis	NOR	Energy / TM / Vega	13			54.714	0	106.7
2	168	Intrepid Driver Program	ITA	Verstappen, Max	NLD	Intrepid / TM / Vega	13	0.679	0.679	54.895	2	104.4
3	70	Morsicani Racing	ITA	Speedy, (A. Fuoco)	ITA	Tony Kart / Vortex / Vega	13	2.093	1.414	54.859	3	104.7
4	129	Kosmic Racing Dept	ITA	Nielsen, Nicklas	DNK	Kosmic / Vortex / Vega	13	8.481	6.388	54.846	4	105.2
5	63	PF International Karting	GBR	Litchfield, Mark	GBR	Zanardi / Parilla / Vega	13	8.817	0.336	54.869	5	
6	106	Kosmic Racing Dept	ITA	Ippolito, Paolo	ITA	Kosmic / Vortex / Vega	13	9.448	0.631	54.944	6	105.3
7	167	Vermeyley, Kenny	BEL	Vermeyley, Kenny	BEL	Tecno / Parilla / Vega	13	11.058	1.610	55.254	7	105.6
8	148	Comer	ITA	Savona, Federico	ITA	Top Kart / Parilla / Vega	13	11.444	0.386	55.237	8	105.3
9	158	Millennium Motorsport	GBR	Sutton, David	GBR	Intrepid / TM / Vega	13	13.499	2.055	55.250	9	104.9
10	134	RK Racing Team	AUT	Pajuranta, Juuso-Matti	FIN	RK / BMB / Vega	13	13.744	0.245	55.166	10	107.2
11	122	Tony Kart Racing Team	ITA	Mac Leod, Samuel	GBR	Tony Kart / Vortex / Vega	13	14.508	0.764	54.789	11	104.8
12	76	VDK Racing	GBR	Compere, Victor	GBR	Kosmic / Vortex / Vega	13	15.220	0.712	55.330	12	
13	133	ART Grand Prix Srl	ITA	Nylund, Niclas	FIN	ART GP / Parilla / Vega	13	16.536	1.316	55.327	13	104.8
14	102	Formula K	ITA	Helgheim, Oystein	NOR	FK / TM / Vega	13	17.045	0.509	55.157	14	
15	172	Morsicani Racing	ITA	Walilko, Igor	POL	Tony Kart / Vortex / Vega	13	17.866	0.821	55.257	15	106.8
16	101	LH Racing Team	SVK	Heinonen, Johannes	FIN	LH / BMB / Vega	13	17.997	0.131	54.920	16	106.1
17	111	Tony Kart Racing Team	ITA	Kasai, Takashi	JPN	Tony Kart / Vortex / Vega	13	18.340	0.343	55.250	17	
18	92	CRG SpA	ITA	Girard, Ingrid	ITA	CRG / BMB / Vega	13	18.666	0.326	55.119	18	106.5
19	147	Comer	ITA	Santilli, Alessio	ITA	Top Kart / Parilla / Vega	13	19.159	0.493	55.408	19	
20	137	Daems Racing	BEL	Pereira, Dylan	LUX	Tony Kart / Vortex / Vega	13	19.447	0.288	55.250	20	106.4
21	164	Daems Racing	BEL	Vandenbroek, Shane	BEL	Tony Kart / Vortex / Vega	13	21.913	2.466	55.710	21	107.2
22	72	Ward Racing	SVK	Borge Andersen, Mats	NOR	Tony Kart / Vortex / Vega	13	23.177	1.264	55.517	22	106.0
23	85	Tony Kart Racing Team	ITA	Fioravanti, Damiano	ITA	Tony Kart / Vortex / Vega	13	35.902	12.725	54.584	23	105.3
24	61	LH Racing Team	SVK	Joyner, Tom	GBR	LH / BMB / Vega	13	36.276	0.374	54.859	24	106.8
25	73	Borget, Bastien	ITA	Boutonnet, Paul	ITA	Tony Kart / Parilla / Vega	2	11 Laps	11 Laps	58.398	25	
26	149	Maranello Kart	ITA	Schettino, Mario	ITA	Maranello / Maranello / Vega	2	11 Laps	4.167	59.430	26	104.8
27	95	Comer	ITA	Guazzaroni, Alessio	ITA	Top Kart / Parilla / Vega	1	12 Laps	1 Lap	1:02.639	27	
28	143	Forza Racing	GBR	Read, Josh	GBR	Intrepid / TM / Vega	0	13 Laps	1 Lap		28	

Start Time : 21/07/2012 - 09:51:41

Best Lap : No.85 Fioravanti, Damiano

54.584 91.14 Kph

Weather : Slightly cloudy Air : 14°C Track : Dry

Last Event Record : No.166 Varley, Luke

55.897 89.00 Kph

PF INT'L (GBR) - 19/07/2012 - 22/07/2012

CIK-FIA

Apex Timing





PF Int'l | 19 - 22.07.2012

CIK-FIA European KF2 Championship (Rd2)

KF2



KF2

Qualifying Heat A-C

Lap Chart

For information purposes. No official / regulatory value

	1	2	3	4	5	6	7	8	9	10	11	12	13	14	15	16	17	18	19	20	21	22	23	24	25	26	27	28
Grid	168	63	53	61	134	133	106	70	85	76	167	158	73	147	122	137	102	172	129	143	164	111	72	148	101	95	92	149
Start	168	63	53	61	134	133	106	70	85	167	76	158	73	147	122	137	102	172	129	143	111	148	164	95	149	72	101	92
Lap 1 Interval	168	53 0.3	133 1.0	70 0.3	63 1.7	61 0.2	85 0.2	106 0.1	134 0.5	167 0.3	158 0.1	76 0.1	148 0.2	73 0.4	129 0.0	111 0.0	172 0.0	164 0.2	101 0.0	95 0.1	72 0.2	122 0.5	147 0.5	102 0.0	137 0.3	149 0.6	92 0.6	
Lap 2	168	53 0.2	70 0.9	133 0.6	63 1.6	61 0.3	106 0.6	85 0.2	167 0.4	134 0.1	158 0.1	148 0.7	76 0.2	129 0.7	172 0.9	73 0.3	101 0.2	111 0.7	147 0.1	122 0.7	164 0.4	137 0.4	102 0.3	92 0.3	149 0.7	72 0.6		
Lap 3	53	168 0.1	70 0.5	133 1.2	63 1.2	61 0.1	106 0.4	85 0.5	167 0.4	134 0.2	158 0.1	148 0.5	76 0.7	129 0.0	172 1.5	101 0.6	111 0.4	147 0.5	122 0.1	137 1.1	164 0.5	102 0.0	92 0.2	72 3.2				
Lap 4	53	168 0.1	70 0.3	133 2.0	61 0.7	63 0.2	106 0.3	85 0.3	167 0.8	134 1.5	148 0.3	158 0.0	129 0.1	76 0.3	101 1.6	172 0.9	111 0.1	122 0.0	147 0.7	137 0.9	102 0.9	92 0.2	164 0.3	72 2.7				
Lap 5	53	168 0.1	70 0.3	133 2.9	61 0.1	63 0.0	85 0.1	106 0.4	167 1.0	134 2.1	129 0.3	148 0.3	76 0.4	158 0.2	101 0.2	172 1.8	122 0.0	111 0.3	147 0.3	137 0.9	102 0.5	92 0.2	164 1.1	72 2.3				
Lap 6	53	168 0.2	70 0.2	167 7.2	63 0.4	106 0.4	134 0.2	129 0.1	148 0.2	76 0.3	158 0.6	133 2.3	172 0.9	147 0.1	111 0.2	122 0.1	102 0.8	137 0.2	92 0.1	101 0.7	164 0.2	72 2.2	61 16.4	85 1.4				
Lap 7	168	53 0.4	70 0.5	63 7.2	167 0.1	106 0.1	129 0.1	148 0.6	76 1.6	158 0.1	134 0.1	133 1.6	172 0.8	147 0.2	122 0.2	111 0.3	102 0.1	137 0.2	92 0.2	101 1.2	164 0.3	72 1.9	61 16.3	85 1.1				
Lap 8	168	53 0.3	70 0.3	63 7.6	167 0.2	129 0.1	106 0.3	148 0.4	158 1.9	76 0.3	134 0.1	133 1.4	172 0.6	122 0.2	147 0.3	111 0.1	102 0.1	92 1.3	137 0.3	101 0.0	164 0.9	72 1.7	61 16.0	85 0.3				
Lap 9	168	53 0.2	70 0.2	63 8.0	129 0.1	167 0.3	106 0.1	148 0.7	158 2.0	134 0.7	76 0.3	133 1.1	122 0.4	172 0.5	102 0.6	111 0.1	147 0.2	92 0.5	101 0.4	137 0.5	164 1.0	72 1.5	85 15.5	61 0.4				
Lap 10	168	53 0.2	70 0.2	129 8.0	63 0.2	106 0.5	167 0.4	148 0.2	158 2.2	134 0.6	76 0.3	122 1.1	133 0.3	172 0.7	102 0.2	111 0.4	147 0.2	101 0.9	92 0.2	137 0.6	164 1.2	72 1.3	85 15.0	61 0.4				
Lap 11	53	168 0.3	70 0.4	129 7.2	63 0.3	106 0.6	167 0.7	148 0.2	158 2.2	134 0.5	76 0.6	122 0.5	133 1.3	102 0.8	172 0.3	111 0.1	147 0.2	101 0.1	92 0.4	137 0.8	164 1.5	72 1.5	85 14.1	61 0.3				
Lap 12	53	168 0.5	70 0.7	129 6.8	63 0.5	106 0.5	167 1.1	148 0.2	158 2.0	134 0.4	76 1.0	122 0.0	133 1.6	102 0.6	172 0.3	111 0.1	101 0.3	147 0.6	92 0.0	137 0.7	164 1.9	72 1.3	85 13.5	61 0.3				
Lap 13	53	168 0.6	70 1.4	129 6.3	63 0.3	106 0.6	167 1.6	148 0.3	158 2.0	134 0.2	122 0.7	76 0.7	133 1.3	102 0.5	172 0.8	101 0.1	111 0.3	92 0.3	147 0.4	137 0.2	164 2.4	72 1.2	85 12.7	61 0.3				





PF Int'l | 19 - 22.07.2012

CIK-FIA European KF2 Championship (Rd2)



KF2



KF2 Qualifying Heat A-C

Lap Time Analysis

For information purposes. No official / regulatory value

Laps	Sector 1	Spd 1	Sector 2	Sector 3	Spd 2	Lap Time
No.53 Olsen, Dennis						
1	21.623	116.2	17.942	18.127	116.6	57.692
2	20.405	116.6	17.688	18.042	117.2	56.135
3	20.171	116.4	17.478	17.861	116.4	55.510
4	20.144	116.7	17.284	17.805	117.2	55.233
5	19.971	116.5	17.264	17.852	116.8	55.087
6	19.955	116.9	17.234	17.773	116.7	54.962
7	20.139	116.7	17.920	17.888	117.4	55.947
8	20.070	116.9	17.256	17.724	117.6	55.050
9	19.975	117.1	17.240	17.720	117.5	54.935
10	20.012	117.2	17.276	17.736	117.5	55.024
11	19.894	117.3	17.522	17.747	117.1	55.163
12	19.909	116.6	17.077	17.728	117.0	54.714
13	19.943	116.8	17.079	17.779	117.2	54.801

Laps	Sector 1	Spd 1	Sector 2	Sector 3	Spd 2	Lap Time
No.61 Joyner, Tom						
1	22.426	114.9	19.744	18.844	116.1	1:01.014
2	20.413	115.7	17.731	18.139	116.7	56.283
3	20.188	115.8	17.424	17.849	116.9	55.461
4	20.013	116.0	17.288	17.813	116.3	55.114
5	19.917	115.6	17.200	18.186	114.9	55.303
6	49.900	114.8	18.379	18.224	115.7	1:26.503
7	20.198	115.7	17.435	17.982	116.0	55.615
8	20.155	115.5	17.449	18.100	116.0	55.704
9	20.049	115.7	17.675	17.970	116.6	55.694
10	19.960	116.3	17.312	17.818	116.4	55.090
11	19.892	116.2	17.235	17.861	116.7	54.988
12	19.913	115.8	17.176	17.770	116.8	54.859
13	19.927	115.9	17.181	17.786	116.7	54.894

Laps	Sector 1	Spd 1	Sector 2	Sector 3	Spd 2	Lap Time
No.63 Litchfield, Mark						
1	23.496	115.9	18.588	18.779	114.3	1:00.863
2	20.329	116.7	17.740	18.119	116.5	56.188
3	20.157	116.8	17.493	18.012	116.1	55.662
4	19.937	117.3	17.669	17.875	117.2	55.481
5	19.900	117.5	17.250	17.984	117.5	55.134
6	23.136	116.4	18.169	18.236	116.3	59.541
7	20.043	117.5	17.359	18.174	115.7	55.576
8	20.023	117.3	17.362	17.904	115.4	55.289
9	19.946	117.0	17.382	17.884	115.9	55.212
10	19.930	117.1	17.561	17.800	117.8	55.291
11	19.839	117.8	17.327	17.823	117.4	54.989
12	19.952	117.7	17.238	17.858	117.3	55.048
13	19.827	117.6	17.226	17.816	117.6	54.869

Laps	Sector 1	Spd 1	Sector 2	Sector 3	Spd 2	Lap Time
No.70 Speedy, (A. Fuoco)						
1	22.278	115.4	18.199	18.337	114.8	58.814
2	20.223	115.7	17.547	17.960	116.5	55.730
3	20.070	115.6	17.362	17.895	114.8	55.327
4	20.047	115.7	17.189	17.787	115.4	55.023
5	19.990	115.7	17.140	17.879	115.7	55.009

Laps	Sector 1	Spd 1	Sector 2	Sector 3	Spd 2	Lap Time
6	19.958	115.9	17.230	17.795	115.9	54.983
7	19.913	116.1	18.069	18.026	115.5	56.008
8	19.969	116.1	17.140	17.756	115.5	54.865
9	19.913	116.0	17.135	17.811	116.6	54.859
10	19.954	116.6	17.240	17.830	116.0	55.024
11	19.894	116.1	17.829	17.989	115.7	55.712
12	19.938	116.1	17.343	17.949	115.2	55.230
13	20.061	115.4	17.317	18.173	112.3	55.551

Laps	Sector 1	Spd 1	Sector 2	Sector 3	Spd 2	Lap Time
No.72 Borge Andersen, Mats						
1	25.397	114.5	18.584	18.753	115.7	1:02.734
2	21.717	115.0	19.338	21.284	113.3	1:02.339
3	21.044	114.5	17.966	19.096	114.4	58.106
4	20.460	114.5	17.596	18.115	115.5	56.171
5	20.306	115.5	17.382	18.088	115.3	55.776
6	20.854	115.1	17.550	18.242	114.7	56.646
7	20.215	115.4	17.427	18.059	115.0	55.701
8	20.362	116.2	17.586	17.998	116.2	55.946
9	20.274	115.6	17.341	18.158	115.6	55.773
10	20.221	114.9	17.339	18.074	115.7	55.634
11	20.173	114.3	17.687	18.047	115.4	55.907
12	20.150	115.4	17.285	18.082	115.7	55.517
13	20.150	115.0	17.397	18.137	115.4	55.684

Laps	Sector 1	Spd 1	Sector 2	Sector 3	Spd 2	Lap Time
No.73 Boutonnet, Paul						
1	24.007	115.7	19.183	19.635	114.8	1:02.825
2	21.421	116.1	18.562	18.415	118.2	58.398

Laps	Sector 1	Spd 1	Sector 2	Sector 3	Spd 2	Lap Time
No.76 Compere, Victor						
1	23.597	114.9	18.671	20.025	115.8	1:02.293
2	20.485	116.3	18.332	18.281	115.1	57.098
3	20.340	115.6	17.768	18.059	113.9	56.167
4	20.521	115.6	17.570	17.986	114.4	56.077
5	20.582	115.5	17.667	17.949	114.6	56.198
6	20.497	116.1	17.460	18.007	115.1	55.964
7	20.365	115.7	18.414	18.138	113.3	56.917
8	20.249	115.7	17.882	18.033	113.7	56.164
9	20.195	115.5	17.953	18.013	114.5	56.161
10	20.095	115.5	17.340	17.895	115.1	55.330
11	20.143	115.3	17.299	18.008	113.9	55.450
12	20.206	115.6	17.374	18.030	114.2	55.610
13	20.255	115.6	17.439	17.987	113.8	55.681

Laps	Sector 1	Spd 1	Sector 2	Sector 3	Spd 2	Lap Time
No.85 Fioravanti, Damiano						
1	22.685	114.8	18.855	19.442	113.3	1:00.982
2	20.432	115.3	17.987	18.479	114.8	56.898
3	20.135	116.1	17.631	17.915	115.8	55.681
4	19.965	115.8	17.188	17.828	116.4	54.981
5	19.773	116.8	17.095	17.716	116.7	54.584
6	49.870	103.2	19.282	18.566	114.8	1:27.718
7	20.191	114.8	17.265	17.921	113.6	55.377
8	19.989	116.8	17.092	17.808	116.2	54.889





PF Int'l | 19 - 22.07.2012

CIK-FIA European KF2 Championship (Rd2)



KF2



KF2

Qualifying Heat A-C

Lap Time Analysis

For information purposes. No official / regulatory value

Laps	Sector 1	Spd 1	Sector 2	Sector 3	Spd 2	Lap Time
9	19.886	116.2	17.190	17.841	115.0	54.917
10	19.933	116.3	17.141	17.986	113.8	55.060
11	19.982	116.0	17.064	18.009	114.5	55.055
12	20.016	116.0	17.000	17.875	114.9	54.891
13	19.907	115.8	17.086	17.876	115.2	54.869
No.92 Girard, Ingrid						
1	27.107	98.3	19.227	19.029	115.0	1:05.363
2	20.769	113.6	17.968	19.295	114.3	58.032
3	20.378	115.2	17.543	18.247	114.5	56.168
4	20.422	115.4	17.667	18.243	115.1	56.332
5	20.104	115.6	17.190	18.091	115.1	55.385
6	20.541	115.8	17.774	18.557	115.6	56.872
7	20.160	115.9	17.321	18.033	115.3	55.514
8	20.330	115.0	17.831	18.128	114.9	56.289
9	20.112	115.7	17.308	17.936	114.0	55.356
10	20.292	115.4	17.820	17.913	115.2	56.025
11	19.975	115.3	17.201	17.943	114.9	55.119
12	20.098	115.7	17.317	17.961	114.6	55.376
13	20.166	115.5	17.197	17.895	115.5	55.258
No.95 Guazzaroni, Alessio						
1	24.542	103.4	19.367	18.730	116.2	1:02.639
No.101 Heinonen, Johannes						
1	24.213	107.2	19.263	18.768	115.7	1:02.244
2	21.720	115.3	18.193	18.246	116.7	58.159
3	20.507	116.5	17.760	17.935	116.8	56.202
4	20.066	117.5	17.426	17.971	116.5	55.463
5	20.028	116.5	17.225	17.782	117.1	55.035
6	22.492	115.0	19.934	19.593	116.3	1:02.019
7	20.429	116.7	17.528	18.028	116.3	55.985
8	20.086	117.0	17.487	17.910	117.3	55.483
9	20.190	116.6	17.344	17.856	116.8	55.390
10	20.104	116.8	17.372	17.876	116.8	55.352
11	19.864	116.9	17.315	17.741	117.5	54.920
12	20.081	116.9	17.258	17.814	117.1	55.153
13	19.880	117.4	17.388	17.962	117.3	55.230
No.102 Helgheim, Oystein						
1	26.824	113.7	19.062	18.714	116.6	1:04.600
2	21.361	109.0	18.946	19.117	116.4	59.424
3	20.276	115.7	17.640	18.295	115.4	56.211
4	20.491	116.3	17.764	18.082	116.2	56.337
5	20.062	115.7	17.303	18.052	116.6	55.417
6	20.419	116.4	17.922	18.400	116.4	56.741
7	20.116	116.1	17.338	17.957	116.9	55.411
8	20.110	117.4	17.382	17.976	117.0	55.468
9	20.055	116.1	17.709	17.879	116.8	55.643
10	20.086	116.2	17.280	17.791	117.2	55.157
11	20.049	116.3	17.654	17.909	116.4	55.612
12	20.008	116.1	17.255	17.988	116.9	55.251

Laps	Sector 1	Spd 1	Sector 2	Sector 3	Spd 2	Lap Time
13	19.969	116.1	17.242	17.956	117.1	55.167
No.106 Ippolito, Paolo						
1	23.388	114.4	18.936	18.908	115.7	1:01.232
2	20.340	116.7	18.007	18.155	115.6	56.502
3	20.223	116.0	17.320	17.813	115.3	55.356
4	20.012	115.7	17.262	17.885	116.0	55.159
5	19.961	116.2	17.628	17.820	116.1	55.409
6	23.381	113.2	17.937	18.059	116.0	59.377
7	20.100	116.2	17.276	18.068	117.1	55.444
8	20.564	115.7	17.406	17.845	115.2	55.815
9	19.971	116.8	17.263	17.823	116.7	55.057
10	20.093	115.4	17.266	17.857	115.9	55.216
11	19.950	116.2	17.244	17.832	116.3	55.026
12	19.919	116.3	17.183	17.890	114.6	54.992
13	19.894	116.3	17.179	17.871	116.0	54.944
No.111 Kasai, Takashi						
1	24.123	111.4	19.320	19.055	115.3	1:02.498
2	22.003	111.2	18.770	18.440	115.2	59.213
3	20.308	114.9	17.576	18.061	115.7	55.945
4	20.323	115.6	17.582	18.122	116.6	56.027
5	20.285	114.2	17.609	18.333	116.3	56.227
6	20.756	114.7	18.645	18.227	116.1	57.628
7	20.225	114.7	17.929	18.096	115.8	56.250
8	20.094	115.7	17.388	17.999	116.3	55.481
9	20.061	115.9	18.005	17.939	116.4	56.005
10	20.087	116.3	17.345	18.017	116.1	55.449
11	20.070	114.7	17.640	17.981	116.5	55.691
12	20.077	115.4	17.265	17.908	116.6	55.250
13	20.034	115.5	17.821	18.050	116.6	55.905
No.122 MacLeod, Samuel						
1	26.529	114.2	19.102	18.417	116.7	1:04.048
2	21.929	113.7	18.597	18.299	116.3	58.825
3	20.137	116.8	17.487	18.066	116.5	55.690
4	20.217	116.1	17.333	17.901	116.9	55.451
5	20.489	116.5	17.440	17.910	117.0	55.839
6	20.681	115.3	19.380	18.061	117.0	58.122
7	20.095	116.1	17.596	17.983	116.9	55.674
8	20.007	116.1	17.574	17.776	117.5	55.357
9	19.952	116.6	17.432	17.771	116.9	55.155
10	19.886	116.6	17.345	17.740	116.7	54.971
11	19.894	115.9	17.173	17.722	117.1	54.789
12	19.927	116.3	17.247	17.965	116.4	55.139
13	19.938	115.1	17.246	17.749	116.7	54.933
No.129 Nielsen, Nicklas						
1	24.365	112.3	18.953	19.195	112.7	1:02.513
2	21.076	115.4	17.803	18.168	114.7	57.047
3	20.265	115.9	17.418	17.828	116.5	55.511
4	20.177	115.8	17.419	18.029	115.6	55.625





PF Int'l | 19 - 22.07.2012

CIK-FIA European KF2 Championship (Rd2)



KF2



KF2 Qualifying Heat A-C Lap Time Analysis

For information purposes. No official / regulatory value

Laps	Sector 1	Spd 1	Sector 2	Sector 3	Spd 2	Lap Time
5	20.562	115.3	17.431	17.758	115.8	55.751
6	20.607	116.1	17.475	18.085	116.8	56.167
7	20.089	116.3	17.172	17.968	116.5	55.229
8	20.374	116.8	17.127	17.817	116.1	55.318
9	19.975	116.3	17.214	17.739	116.3	54.928
10	19.985	116.5	17.170	17.750	114.1	54.905
11	19.951	115.9	17.106	17.789	114.0	54.846
12	19.981	115.7	17.068	17.819	114.2	54.868
13	19.998	115.5	17.167	17.923	114.0	55.088

No.133 Nylund, Niclas

1	22.037	116.6	18.012	18.553	114.9	58.602
2	20.392	116.6	18.112	18.148	116.5	56.652
3	20.289	117.0	17.580	18.145	116.3	56.014
4	20.157	116.8	17.505	18.127	114.9	55.789
5	20.195	116.7	17.443	18.260	115.3	55.898
6	27.692	116.9	18.065	18.320	114.9	1:04.077
7	20.274	117.0	17.503	18.116	115.7	55.893
8	20.199	115.6	17.556	18.077	115.2	55.832
9	20.113	117.4	17.527	18.008	116.0	55.648
10	20.089	116.8	17.707	17.952	117.0	55.748
11	19.975	117.2	17.377	18.386	113.0	55.738
12	20.074	116.9	17.384	18.003	116.3	55.461
13	20.032	117.1	17.319	17.976	116.5	55.327

No.134 Pajuranta, Juuso-Matti

1	22.671	115.3	19.638	19.513	115.6	1:01.822
2	20.459	115.9	18.075	18.230	117.3	56.764
3	20.185	115.0	17.661	18.038	116.7	55.884
4	20.544	115.3	18.065	17.988	117.0	56.597
5	20.469	115.9	17.434	17.975	116.2	55.878
6	20.545	116.3	17.730	18.121	116.4	56.396
7	21.145	116.3	18.599	18.222	117.2	57.966
8	20.166	116.5	17.778	18.076	116.6	56.020
9	20.064	116.2	17.600	17.938	116.1	55.602
10	20.007	116.8	17.439	17.897	117.4	55.343
11	20.000	116.0	17.307	17.898	116.0	55.205
12	19.947	115.9	17.316	17.903	116.8	55.166
13	19.970	115.9	17.376	17.913	116.2	55.259

No.137 Pereira, Dylan

1	26.470	109.6	19.706	18.873	113.8	1:05.049
2	21.088	108.7	18.703	18.948	115.0	58.739
3	20.261	115.4	17.641	18.035	114.3	55.937
4	20.275	115.3	17.498	18.202	113.3	55.975
5	20.312	115.6	17.502	17.976	114.4	55.790
6	20.512	115.2	18.520	18.540	115.9	57.572
7	20.101	116.0	17.324	18.020	115.5	55.445
8	20.419	115.4	18.201	18.196	114.1	56.816
9	20.629	115.7	17.358	18.009	115.2	55.996
10	20.134	115.8	17.354	18.174	114.2	55.662
11	20.130	115.9	17.280	17.999	114.9	55.409

Laps	Sector 1	Spd 1	Sector 2	Sector 3	Spd 2	Lap Time
12	20.067	115.6	17.300	17.883	115.1	55.250
13	20.124	115.9	17.166	17.983	116.3	55.273

No.147 Santilli, Alessio

1	26.553	114.0	19.377	18.771	115.0	1:04.701
2	21.069	114.6	18.240	18.169	115.6	57.478
3	20.553	115.4	17.492	18.292	115.0	56.337
4	20.665	115.4	17.719	17.973	115.7	56.357
5	20.264	115.9	17.370	18.102	116.0	55.736
6	20.491	114.4	18.163	18.343	115.7	56.997
7	20.321	115.8	17.477	18.101	115.9	55.899
8	20.136	116.0	17.842	17.955	116.1	55.933
9	20.103	115.8	18.270	18.101	116.1	56.474
10	20.042	116.1	17.327	18.039	116.3	55.408
11	20.055	115.7	17.554	18.119	116.1	55.728
12	20.471	116.3	17.312	18.106	115.7	55.889
13	20.491	116.2	17.295	18.006	115.8	55.792

No.148 Savona, Federico

1	23.793	114.1	18.939	19.078	114.6	1:01.810
2	20.494	115.1	17.914	18.169	115.4	56.577
3	20.336	115.1	17.432	17.881	115.9	55.649
4	20.277	115.9	17.898	18.142	116.1	56.317
5	20.786	113.6	17.540	17.966	115.8	56.292
6	20.622	115.9	17.452	17.991	115.9	56.065
7	20.320	116.1	17.374	17.926	115.2	55.620
8	20.178	116.2	17.341	17.968	115.7	55.487
9	20.097	115.5	17.308	17.872	115.7	55.277
10	20.129	116.2	17.303	17.805	116.5	55.237
11	20.067	115.7	17.356	17.911	116.4	55.334
12	20.114	115.7	17.257	18.020	115.9	55.391
13	20.160	115.6	17.370	17.973	115.7	55.503

No.149 Schettino, Mario

1	27.089	112.3	18.959	18.985	114.4	1:05.033
2	21.194	114.3	18.578	19.658	114.3	59.430

No.158 Sutton, David

1	23.957	114.5	18.984	19.061	114.5	1:02.002
2	20.415	115.6	17.903	18.021	117.3	56.339
3	20.289	116.9	17.666	17.917	118.1	55.872
4	20.562	117.6	18.231	18.055	115.4	56.848
5	21.019	115.4	18.026	17.920	116.0	56.965
6	20.612	117.1	17.656	18.006	116.9	56.274
7	20.082	116.2	18.234	18.141	117.0	56.457
8	20.178	116.9	17.623	17.865	116.2	55.666
9	20.096	116.1	17.411	17.877	116.5	55.384
10	20.021	116.5	17.404	17.979	116.7	55.404
11	20.075	116.0	17.422	17.842	116.9	55.339
12	19.984	116.4	17.382	17.884	116.2	55.250
13	19.963	116.1	17.630	17.898	115.8	55.491





PF Int'l | 19 - 22.07.2012

CIK-FIA European KF2 Championship (Rd2)

KF2



KF2

Qualifying Heat A-C

Lap Time Analysis

For information purposes. No official / regulatory value

Laps	Sector 1	Spd 1	Sector 2	Sector 3	Spd 2	Lap Time
No.164 Vandenbroek, Shane						
1	24.385	111.5	19.115	19.027	112.6	1:02.527
2	22.072	108.9	19.573	18.631	112.6	1:00.276
3	20.535	113.9	18.095	18.320	114.9	56.950
4	20.443	114.5	18.294	18.305	112.8	57.042
5	20.362	114.7	17.541	18.263	113.7	56.166
6	20.691	114.6	17.629	18.461	113.6	56.781
7	20.340	114.8	17.538	18.156	114.0	56.034
8	20.254	114.7	17.561	18.291	113.7	56.106
9	20.286	114.8	17.506	18.194	113.6	55.986
10	20.287	114.3	17.408	18.133	113.8	55.828
11	20.225	115.1	17.341	18.159	113.4	55.725
12	20.203	114.7	17.350	18.157	113.7	55.710
13	20.213	114.9	17.414	18.126	113.6	55.753

Laps	Sector 1	Spd 1	Sector 2	Sector 3	Spd 2	Lap Time
6	20.708	116.3	18.588	18.301	114.6	57.597
7	20.122	115.1	17.571	18.099	115.4	55.792
8	20.122	116.2	17.429	18.051	116.4	55.602
9	20.065	116.0	17.797	18.089	115.3	55.951
10	20.036	115.7	17.462	18.034	115.5	55.532
11	20.125	115.6	18.042	18.080	116.0	56.247
12	20.072	115.4	17.220	17.965	116.4	55.257
13	20.062	115.7	17.452	18.093	116.2	55.607

Laps	Sector 1	Spd 1	Sector 2	Sector 3	Spd 2	Lap Time
No.167 Vermeylen, Kenny						
1	23.885	112.4	18.791	19.266	115.4	1:01.942
2	20.335	115.4	17.742	18.232	115.7	56.309
3	20.170	115.3	17.537	17.992	115.8	55.699
4	20.126	115.4	17.318	17.898	115.7	55.342
5	20.079	115.2	17.254	17.921	115.9	55.254
6	21.319	114.4	17.769	18.346	115.0	57.434
7	20.198	115.2	17.410	18.609	116.5	56.217
8	20.133	114.9	17.334	17.952	116.1	55.419
9	20.073	115.1	17.444	17.937	116.1	55.454
10	20.505	115.1	17.351	17.962	116.0	55.818
11	20.031	115.6	17.270	18.000	116.0	55.301
12	20.083	115.3	17.312	18.006	116.0	55.401
13	20.024	115.6	17.247	18.123	115.7	55.394

Laps	Sector 1	Spd 1	Sector 2	Sector 3	Spd 2	Lap Time
No.168 Verstappen, Max						
1	21.267	114.9	18.001	18.185	115.1	57.453
2	20.597	115.2	17.618	18.057	115.7	56.272
3	20.305	115.5	17.739	17.831	116.9	55.875
4	20.058	116.7	17.344	17.840	118.0	55.242
5	19.981	116.1	17.215	17.853	117.8	55.049
6	19.971	116.3	17.244	17.844	116.8	55.059
7	19.986	115.5	17.415	17.915	115.4	55.316
8	20.096	116.0	17.229	17.757	116.4	55.082
9	20.033	116.1	17.277	17.777	115.3	55.087
10	20.071	115.6	17.206	17.777	116.8	55.054
11	19.986	115.8	17.892	17.862	116.6	55.740
12	19.941	116.1	17.125	17.859	116.0	54.925
13	19.911	116.2	17.194	17.790	116.3	54.895

Laps	Sector 1	Spd 1	Sector 2	Sector 3	Spd 2	Lap Time
No.172 Walilko, Igor						
1	24.548	110.1	19.172	19.003	115.8	1:02.723
2	21.591	115.2	17.937	18.286	114.6	57.814
3	20.497	115.2	17.613	18.030	115.4	56.140
4	20.220	115.5	17.787	19.039	115.9	57.046
5	20.271	115.9	17.580	18.085	115.6	55.936





PF Int'l | 19 - 22.07.2012

CIK-FIA European KF2 Championship (Rd2)

KF2



KF2

Qualifying Heat A-C


Starting Grid

Document 28

Subject to scrutineering & sporting investigations

92	Girard, Ingrid CRG / BMB / Vega		14	149	Schettino, Mario Maranello / Maranello / Vega	
101	Heinonen, Johannes LH / BMB / Vega		13	95	Guazzaroni, Alessio Top Kart / Parilla / Vega	
72	Borge Andersen, Mats Tony Kart / Vortex / Vega		12	148	Savona, Federico Top Kart / Parilla / Vega	
164	Vandenbroek, Shane Tony Kart / Vortex / Vega		11	111	Kasai, Takashi Tony Kart / Vortex / Vega	
129	Nielsen, Nicklas Kosmic / Vortex / Vega		10	143	Read, Josh Intrepid / TM / Vega	
102	Helgheim, Oystein FK / TM / Vega		9	172	Walilko, Igor Tony Kart / Vortex / Vega	
122	Mac Leod, Samuel Tony Kart / Vortex / Vega		8	137	Pereira, Dylan Tony Kart / Vortex / Vega	
73	Boutonnet, Paul Tony Kart / Parilla / Vega		7	147	Santilli, Alessio Top Kart / Parilla / Vega	
167	Vermeylen, Kenny Tecno / Parilla / Vega		6	158	Sutton, David Intrepid / TM / Vega	
85	Fioravanti, Damiano Tony Kart / Vortex / Vega		5	76	Compere, Victor Kosmic / Vortex / Vega	
106	Ippolito, Paolo Kosmic / Vortex / Vega		4	70	Speedy, (A. Fuoco) Tony Kart / Vortex / Vega	
134	Pajuranta, Juuso-Matti RK / BMB / Vega		3	133	Nylund, Niclas ART GP / Parilla / Vega	
53	Olsen, Dennis Energy / TM / Vega		2	61	Joyner, Tom LH / BMB / Vega	
168	Verstappen, Max Intrepid / TM / Vega		1	63	Litchfield, Mark Zanardi / Parilla / Vega	

POLE POSITION



Start : 21/07/2012 - 09:50 13 Laps = 17.966 Km

PF INT'L (GBR) - 19/07/2012 - 22/07/2012

CIK-FIA

Page 1 / 1

Apex Timing





PF Int'l | 19 - 22.07.2012

CIK-FIA European KF2 Championship (Rd2)



KF2



KF2

Qualifying Heat E-F
Results

Document 42.1

Subject to scrutineering & sporting investigations

Rnk	No.	Entrant	Nat	Driver	Nat	Equipment	Laps	Gap	Interv.	Best Lap	Points	Penalty	dB
1	55	ART Grand Prix Srl	ITA	Barnicoat, Benjamin	GBR	ART GP / Parilla / Vega	13			56.066	0		106.8
2	57	Energy North Europe	FIN	Tiihonen, Niklas	FIN	Energy / Parilla / Vega	13	0.830	0.830	56.022	2		107.1
3	166	CRG SpA	ITA	Varley, Luke	GBR	LH / BMB / Vega	13	1.958	1.128	55.897	3		107.5
4	132	Mach 1 Motorsport	DEU	Norris, John	IRL	Mach 1 / TM / Vega	13	6.383	4.425	55.997	4		105.5
5	59	Formula K	ITA	Hubert, Anthoine	ERA	FK / TM / Vega	13	6.558	0.175	56.258	5		105.1
6	128	Bruneau, Olivier	ERA	Moineault, Valentin	ERA	Tony Kart / Vortex / Vega	13	6.881	0.323	56.042	6		106.9
7	144	Energy Corse	ITA	Romanov, Vasilii	RUS	Energy / Parilla / Vega	13	7.077	0.196	55.933	7		107.4
8	162	CRG SpA	ITA	Tiene, Felice	ITA	CRG / BMB / Vega	13	7.481	0.404	55.904	8	+3.000	109.1
9	139	Tony Kart Racing Team	ITA	Petjoi, Teemu Markus	FIN	Tony Kart / Vortex / Vega	13	7.946	0.465	56.166	9		
10	171	RS-Motorsport	DEU	Zimmermann, Tim	DEU	Maranello / TM / Vega	13	8.349	0.403	56.132	10		106.9
11	56	Birel Motorsport	ITA	Basz, Karol	POL	Birel / BMB / Vega	13	9.314	0.965	56.162	11		
12	136	Tony Kart Racing Team	ITA	Paz Patric Armand, Philo	ITA	Tony Kart / Vortex / Vega	13	10.006	0.692	56.060	12		107.8
13	145	Birel Motorsport	ITA	Rossel, Kevin	DNK	Birel / BMB / Vega	13	12.066	2.060	56.279	13		107.8
14	84	Nees Racing	DEU	Erle, Fabian	DEU	Maranello / TM / Vega	13	20.955	8.889	57.049	14		106.5
15	117	Ward Racing	SWE	Kuusiniemi, Jussi	FIN	Tony Kart / Vortex / Vega	13	23.051	2.096	56.549	15		106.6
16	140	Petit, Daniel	ERA	Petit, Hubert	ARG	Sodi / Parilla / Vega	13	23.443	0.392	56.640	16		107.4
17	135	Tony Kart Racing Team	ITA	Panetta, Federico	ARG	Tony Kart / Vortex / Vega	13	26.041	2.598	56.491	17		104.5
18	93	GP Racing	ITA	Gonzales, Nicolas	ERA	GP / TM / Vega	13	28.093	2.052	56.748	18		106.4
19	75	Tony Kart Racing Team	ITA	Chang Wing Chung, Andy	MAC	Tony Kart / Vortex / Vega	10	3 Laps	3 Laps	56.936	19		105.5
20	112	Tony Kart Racing Team	ITA	Kiyohara, Ryota	JPN	Tony Kart / Vortex / Vega	8	5 Laps	2 Laps	56.751	20		105.6
21	91	Tony Kart Racing Team	ITA	Gil Contreras, Carlos	ESP	Tony Kart / Vortex / Vega	7	6 Laps	1 Lap	57.354	21		105.7
22	146	ART Grand Prix Srl	ITA	Ruuskanen, Joni	FIN	ART GP / Parilla / Vega	6	7 Laps	1 Lap	57.310	22		
23	170	RK Racing Team	AUT	Waldherr, Michael	DEU	RK / BMB / Vega	4	9 Laps	2 Laps	57.433	23		
24	100	VDK Racing	GBR	Haublin, Thibaut	BEL	Kosmic / Vortex / Vega	3	10 Laps	1 Lap	1:00.803	24		108.9
25	123	Scuderia PCR Srl	ITA	Maestranzi, Marco	ITA	PCR / Parilla / Vega	1	12 Laps	2 Laps	1:14.807	25		
26	103	Genikart	ESP	Hiltbrand, Pedro	ESP	FA Kart / Vortex / Vega	0	13 Laps	1 Lap		26		
27	152	Intrepid Driver Program	ITA	Shiraishi, Yuta	JPN	Intrepid / TM / Vega	0	13 Laps	3.159		27		
28	74	ADAC Motorsport	DEU	Brunner, Lisa Christin	DEU	Mach 1 / TM / Vega	0	13 Laps	0.128		28		

No.162 Tiene, Felice : Time Penalty for exceeding of noise limit. According to Stewards' Decision No.232.

Start Time : 20/07/2012 - 17:32:56

Best Lap : No.166 Varley, Luke

55.897 89.00 Kph

Weather : Cloudy Air : 17°C Track : Drying

Last Event Record : No.65 Graham, Matthew

1:04.211 77.48 Kph

PF INT'L (GBR) - 19/07/2012 - 22/07/2012





PF Int'l | 19 - 22.07.2012

CIK-FIA European KF2 Championship (Rd2)



KF2



DOCUMENT N° 232

DÉCISION DES COMMISSAIRES SPORTIFS

STEWARDS' DECISION

PÉNALITÉ INFLIGÉE AU CONCURRENT (NOM) : **CRG SpA**
 PENALTY INFLICTED UPON THE ENTRANT (NAME):

NATIONALITÉ / NATIONALITY: **ITA**

N°: **162** PILOTE : **Tiene, Felice**
 No.: DRIVER :

Concerne la partie de l'Épreuve : **KF2 - Qualifying Heat E-F**
 Concerns the part of the event:

ÉNONCÉ / STATEMENT:

3 seconds time penalty in the Heat concerned

MOTIF / REASON:

Exceeding the noise limit (108 db/A) during this Heat. The measured noise in accordance with art. 2.19.1 CIK Technical Regulations (published in CIK Bulletin no. 34) was 109,1 db/A. The Stewards take this decision in application of art. 11. G) CIK-FIA Specific Prescriptions.

Décision annoncée Date / Date: **20/07/2012** Heure / Time: **18:20**
 Decision announced

Nom / Name	Signature
Président du Collège / Chairman of the Panel:	
Horst SEIDEL (DEU) :
Membres du Collège / Members of the Panel:	
Michel WALTISPERGER (FRA) :
Richard NORBURY (GBR) :

NOTIFICATION AU CONCURRENT CONCERNÉ / NOTIFICATION TO THE RELEVANT ENTRANT

Je soussigné :
 I undersigned: Nom personnel / personal name

Représentant du Concurrent : **CRG SpA**
 Representing the Entrant: Nom du Concurrent / Entrant's name

Certifie avoir reçu notification du document N° **232** des Commissaires Sportifs de l'Épreuve.
 Certify that I have been notified of document No. by the Stewards of the Meeting.

Date : Heure / Time: Signature :



PF Int'l | 19 - 22.07.2012

CIK-FIA European KF2 Championship (Rd2)

KF2



KF2

Qualifying Heat E-F

Lap Chart

For information purposes. No official / regulatory value

	1	2	3	4	5	6	7	8	9	10	11	12	13	14	15	16	17	18	19	20	21	22	23	24	25	26	27	28
Grid	59	55	144	136	140	139	57	162	56	103	166	146	171	117	170	91	132	135	128	100	112	84	93	75	123	152	74	145
Start	59	144	55	57	56	136	139	166	171	162	170	146	132	128	117	91	135	75	100	112	84	93	132	123	74	140	145	
Lap 1 Interval	59	55	57	144	56	139	171	166	162	170	132	136	128	146	91	117	93	145	84	75	112	140	135	123	100			
Lap 2	59	55	57	144	139	171	162	166	56	170	132	128	136	146	91	93	117	145	84	75	140	135	112	100				
Lap 3	59	55	57	144	139	166	162	171	132	170	56	128	136	146	93	145	84	117	91	75	140	135	112	100				
Lap 4	59	55	57	144	166	139	162	171	132	170	128	56	136	93	145	84	146	117	91	140	75	135	112					
Lap 5	55	59	57	144	166	139	162	171	132	128	56	136	145	93	84	146	117	91	140	135	112	75						
Lap 6	55	57	59	166	139	162	132	144	128	171	136	56	145	93	84	146	117	91	140	135	112	75						
Lap 7	55	57	59	166	139	162	132	144	128	136	171	56	145	93	84	117	91	140	135	75	112							
Lap 8	55	57	166	59	139	162	132	144	128	136	171	56	145	93	84	117	140	135	75	112								
Lap 9	55	57	166	59	162	139	132	144	128	136	171	56	145	93	84	117	140	135	75									
Lap 10	55	57	166	162	59	132	144	128	139	136	171	56	145	93	84	117	140	135	75									
Lap 11	55	57	166	162	59	132	144	128	139	136	171	56	145	84	117	140	93	135										
Lap 12	55	57	166	162	59	132	144	128	139	171	56	136	145	84	117	140	135	93										
Lap 13	55	57	166	162	132	59	128	144	139	171	56	136	145	84	117	140	135	93										





PF Int'l | 19 - 22.07.2012

CIK-FIA European KF2 Championship (Rd2)



KF2



KF2

Qualifying Heat E-F

Lap Time Analysis

For information purposes. No official / regulatory value

Laps	Sector 1	Spd 1	Sector 2	Sector 3	Spd 2	Lap Time
No.55 Barnicoat, Benjamin						
1	22.348	112.7	19.274	20.146	115.7	1:01.768
2	21.162	114.5	18.964	18.911	115.7	59.037
3	20.428	117.5	18.587	18.373	117.4	57.388
4	20.538	118.8	18.656	18.277	117.0	57.471
5	20.640	115.7	18.420	18.260	116.0	57.320
6	20.151	116.1	18.237	18.238	116.1	56.626
7	20.121	115.1	18.202	17.981	116.2	56.304
8	20.131	116.0	18.150	18.004	116.1	56.285
9	20.181	116.0	18.232	18.053	116.2	56.466
10	20.115	115.7	18.028	17.971	116.6	56.114
11	20.086	115.9	18.017	18.046	116.3	56.149
12	20.064	116.5	18.054	17.948	116.1	56.066
13	20.044	116.3	18.182	18.109	108.9	56.335
No.56 Basz, Karol						
1	22.943	113.2	19.667	19.525	115.4	1:02.135
2	20.794	114.5	20.932	18.978	116.4	1:00.704
3	20.721	115.4	20.539	19.066	115.4	1:00.326
4	20.426	114.2	18.818	18.838	115.3	58.082
5	20.516	115.2	18.527	18.412	116.3	57.455
6	20.333	114.5	19.037	18.256	115.1	57.626
7	20.331	115.3	18.664	18.293	115.9	57.288
8	20.290	114.6	18.225	17.960	115.9	56.475
9	20.199	114.5	18.054	18.015	116.1	56.268
10	20.123	114.7	18.078	18.100	116.0	56.301
11	20.092	114.2	17.946	18.124	116.5	56.162
12	20.081	116.2	17.956	18.980	115.8	57.017
13	20.249	114.5	18.037	18.148	116.4	56.434
No.57 Tiihonen, Niklas						
1	22.663	114.3	19.263	19.916	116.2	1:01.842
2	20.888	114.6	19.663	18.608	116.2	59.159
3	20.381	114.8	18.491	18.440	116.7	57.312
4	20.539	115.0	18.530	18.310	116.6	57.379
5	20.999	111.3	18.747	18.074	116.3	57.820
6	20.309	115.2	18.168	18.261	115.9	56.738
7	20.237	115.1	18.074	18.119	116.4	56.430
8	20.204	115.2	18.063	18.136	116.3	56.403
9	20.183	115.0	18.102	18.129	116.1	56.414
10	20.152	115.1	17.968	18.075	116.3	56.195
11	20.208	115.3	18.011	18.002	116.2	56.221
12	20.106	115.4	17.972	18.011	116.2	56.089
13	20.151	114.8	17.781	18.090	116.2	56.022
No.59 Hubert, Anthoine						
1	22.012	109.9	19.214	19.665	110.7	1:00.891
2	21.098	112.0	18.940	19.174	111.1	59.212
3	20.746	110.2	18.821	18.559	111.4	58.126
4	20.550	110.4	18.513	18.401	111.1	57.464
5	21.194	110.1	18.451	18.376	111.8	58.021

Laps	Sector 1	Spd 1	Sector 2	Sector 3	Spd 2	Lap Time
6	20.721	111.0	18.317	18.492	111.6	57.530
7	20.516	110.3	18.190	18.200	111.6	56.906
8	20.453	110.9	18.458	18.185	112.1	57.096
9	20.498	110.8	18.213	18.260	111.7	56.971
10	21.153	111.6	18.525	18.165	112.1	57.843
11	20.425	111.1	18.042	18.069	112.5	56.536
12	20.351	111.5	17.858	18.049	112.5	56.258
13	20.401	110.7	18.640	18.106	112.7	57.147
No.75 Chang Wing Chung, Andy						
1	27.452	102.9	22.516	19.305	115.4	1:09.273
2	21.000	114.7	21.523	19.309	114.2	1:01.832
3	20.635	113.9	20.061	19.146	114.9	59.842
4	20.385	114.2	18.960	21.780	115.0	1:01.125
5	20.725	106.7	19.646	18.573	115.9	58.944
6	20.268	114.1	18.574	18.755	115.1	57.597
7	20.353	114.9	18.390	18.523	115.0	57.266
8	21.185	113.9	18.696	18.473	116.1	58.354
9	20.581	112.4	18.649	18.314	116.2	57.544
10	20.304	115.1	18.417	18.215	115.8	56.936
No.84 Erle, Fabian						
1	26.943	98.5	20.429	19.715	115.4	1:07.087
2	20.982	108.5	20.181	19.175	115.3	1:00.338
3	20.529	111.3	20.010	18.769	115.6	59.308
4	20.585	110.9	18.963	18.461	115.5	58.009
5	20.690	114.2	18.679	18.510	115.6	57.879
6	20.467	114.1	18.561	18.437	115.4	57.465
7	21.075	114.2	18.983	19.039	115.5	59.097
8	20.405	114.7	18.523	18.256	115.5	57.184
9	20.412	114.7	18.679	18.233	115.5	57.324
10	20.543	115.1	18.523	18.472	115.5	57.538
11	20.436	115.0	18.396	18.403	114.8	57.235
12	20.614	114.7	18.378	18.255	115.9	57.247
13	20.447	114.7	18.362	18.240	115.9	57.049
No.91 Gil Contreras, Carlos						
1	25.726	101.6	20.533	19.991	115.4	1:06.250
2	21.067	111.3	19.716	19.187	115.9	59.970
3	20.576	114.6	23.370	18.896	114.8	1:02.842
4	20.690	114.2	19.030	18.448	115.7	58.168
5	20.514	113.6	18.481	18.359	116.0	57.354
6	20.498	113.9	18.320	18.706	115.7	57.524
7	20.358	114.1	18.616	18.716	115.9	57.690
No.93 Gonzales, Nicolas						
1	24.836	111.1	21.579	19.987	115.9	1:06.402
2	20.914	114.4	19.486	19.229	115.4	59.629
3	20.670	112.9	19.959	18.799	115.9	59.428
4	20.608	113.6	18.853	18.545	114.8	58.006
5	20.427	111.8	18.999	18.344	115.7	57.770
6	20.397	114.5	18.547	18.252	114.9	57.196





PF Int'l | 19 - 22.07.2012

CIK-FIA European KF2 Championship (Rd2)

KF2



KF2

Qualifying Heat E-F

Lap Time Analysis

For information purposes. No official / regulatory value

Laps	Sector 1	Spd 1	Sector 2	Sector 3	Spd 2	Lap Time
7	20.297	114.1	18.385	18.247	115.8	56.929
8	20.174	114.8	18.453	18.121	115.3	56.748
9	20.254	115.1	18.562	18.232	114.4	57.048
10	20.328	114.4	18.357	18.212	114.7	56.897
11	31.543	113.4	18.578	18.262	114.0	1:08.383
12	20.296	115.1	18.859	18.206	115.5	57.361
13	20.338	114.5	19.115	18.605	114.1	58.058

No.100 Haublin, Thibaut

1	46.369	98.6	20.355	20.245	109.6	1:26.969
2	21.378	108.6	20.004	19.553	110.6	1:00.935
3	20.942	110.9	20.366	19.495	110.5	1:00.803

No.112 Kiyohara, Ryota

1	29.998	107.4	20.080	19.563	115.6	1:09.641
2	20.687	115.6	25.821	20.035	114.9	1:06.543
3	20.405	114.1	18.647	20.210	114.6	59.262
4	20.326	114.5	18.420	18.390	115.7	57.136
5	20.471	109.5	18.729	18.680	115.4	57.880
6	20.134	115.1	18.298	18.319	116.2	56.751
7	32.365	108.7	18.772	18.366	114.6	1:09.503
8	21.231	114.3	18.207	18.143	115.2	57.581

No.117 Kuusiniemi, Jussi

1	25.605	102.6	21.026	20.104	117.0	1:06.735
2	20.920	109.0	19.824	19.245	117.0	59.989
3	21.054	105.4	20.655	18.979	117.5	1:00.688
4	20.417	112.1	19.084	19.506	117.2	59.007
5	20.363	116.1	18.923	18.446	117.0	57.732
6	20.384	116.8	18.736	18.682	117.1	57.802
7	20.266	117.4	18.591	18.878	117.2	57.735
8	20.436	115.4	21.958	18.518	115.9	1:00.912
9	20.588	116.5	18.609	18.225	117.4	57.422
10	20.244	116.7	18.174	18.366	116.4	56.784
11	20.556	116.5	18.373	18.232	116.5	57.161
12	20.298	116.9	18.245	18.168	116.2	56.711
13	20.152	116.4	18.087	18.310	116.0	56.549

No.123 Maestranzi, Marco

1	35.545	114.0	19.865	19.397	115.9	1:14.807
---	---------------	--------------	---------------	---------------	--------------	-----------------

No.128 Moineault, Valentin

1	25.555	99.2	20.630	19.748	115.0	1:05.933
2	20.911	113.2	19.002	19.010	115.1	58.923
3	20.471	114.3	18.836	18.628	115.7	57.935
4	20.338	113.2	18.803	18.570	115.4	57.711
5	20.338	114.2	18.370	18.216	115.4	56.924
6	20.216	114.9	18.535	18.542	116.2	57.293
7	20.191	113.8	18.316	18.271	115.8	56.778
8	20.104	114.6	18.184	18.106	115.9	56.394
9	20.148	115.0	18.053	18.042	115.7	56.243
10	20.137	114.8	18.101	18.196	115.8	56.434

Laps	Sector 1	Spd 1	Sector 2	Sector 3	Spd 2	Lap Time
11	20.072	115.4	17.955	18.015	116.1	56.042
12	20.049	115.1	18.049	18.002	116.2	56.100
13	20.118	115.3	18.160	18.196	115.4	56.474

No.132 Norris, John

1	25.142	107.3	19.860	19.282	117.3	1:04.284
2	20.849	116.3	18.891	18.669	118.7	58.409
3	21.011	117.4	19.335	19.121	118.9	59.467
4	20.394	117.9	18.499	18.368	118.5	57.261
5	20.142	117.8	18.569	18.334	118.6	57.045
6	20.753	117.8	18.675	18.410	117.8	57.838
7	20.215	117.9	18.443	18.011	118.0	56.669
8	20.046	118.2	18.083	18.016	118.1	56.145
9	20.077	118.0	18.125	18.005	118.3	56.207
10	20.016	118.4	18.417	18.309	118.4	56.742
11	20.091	118.3	18.004	17.902	118.9	55.997
12	20.041	118.7	18.073	17.929	118.7	56.043
13	20.188	118.2	18.299	18.163	118.2	56.650

No.135 Panetta, Federico

1	32.699	101.9	20.255	20.197	115.2	1:13.151
2	20.850	111.6	19.512	19.262	116.1	59.624
3	20.643	113.3	19.609	20.868	115.1	1:01.120
4	20.544	114.6	18.735	19.000	115.6	58.279
5	20.860	115.3	18.775	18.365	115.9	58.000
6	20.391	115.4	18.276	18.454	116.0	57.121
7	20.713	114.7	18.459	19.218	103.3	58.390
8	21.129	114.8	18.793	18.432	115.2	58.354
9	20.591	114.1	18.399	18.305	116.2	57.295
10	20.373	114.5	18.189	18.362	115.0	56.924
11	20.329	114.6	18.187	18.188	116.1	56.704
12	20.108	115.5	18.356	18.124	116.1	56.588
13	20.249	115.4	18.193	18.049	115.7	56.491

No.136 Paz Patric Armand, Philo

1	25.570	108.7	21.162	19.626	115.0	1:06.358
2	21.195	114.0	20.045	18.973	115.3	1:00.213
3	20.435	114.6	18.821	18.638	116.0	57.894
4	20.257	114.4	18.581	18.234	116.5	57.072
5	20.326	115.1	18.829	18.194	116.3	57.349
6	20.222	115.0	18.753	18.226	116.4	57.201
7	20.115	113.9	18.619	18.151	116.2	56.885
8	20.094	114.9	17.848	18.118	116.5	56.060
9	20.104	114.6	17.954	18.114	116.6	56.172
10	20.160	114.6	18.089	18.517	116.8	56.766
11	20.194	115.1	17.988	18.133	116.7	56.315
12	20.102	115.1	17.972	19.664	116.2	57.738
13	20.312	116.1	18.445	18.166	116.4	56.923

No.139 Petjoi, Teemu Markus

1	22.994	104.5	19.773	19.913	115.5	1:02.680
2	20.662	111.0	19.718	19.232	115.7	59.612





PF Int'l | 19 - 22.07.2012

CIK-FIA European KF2 Championship (Rd2)



KF2



KF2

Qualifying Heat E-F

Lap Time Analysis

For information purposes. No official / regulatory value

Laps	Sector 1	Spd 1	Sector 2	Sector 3	Spd 2	Lap Time
3	20.379	115.0	18.787	18.747	115.7	57.913
4	20.401	114.8	19.017	19.106	115.8	58.524
5	20.200	115.6	18.407	18.215	116.5	56.822
6	20.089	115.2	18.374	18.214	116.6	56.677
7	20.203	115.6	18.174	18.039	116.4	56.416
8	20.106	115.3	18.170	17.981	116.5	56.257
9	20.988	112.8	18.369	17.991	117.0	57.348
10	20.676	115.9	19.676	19.148	116.1	59.500
11	20.109	115.4	17.966	18.091	116.7	56.166
12	20.011	115.5	18.180	18.435	116.4	56.626
13	20.083	115.3	18.024	18.184	116.2	56.291

No.140 Petit, Hubert

1	28.053	100.5	20.470	22.134	114.1	1:10.657
2	21.146	108.2	20.793	19.356	115.3	1:01.295
3	20.737	101.6	19.842	19.004	115.4	59.583
4	20.704	113.3	18.903	19.127	115.4	58.734
5	20.692	109.8	19.077	18.276	114.9	58.045
6	20.752	110.5	18.588	18.292	114.7	57.632
7	20.399	113.6	18.601	18.321	115.5	57.321
8	20.407	114.5	18.662	18.261	115.5	57.330
9	20.471	114.5	18.414	18.093	115.9	56.978
10	20.428	114.8	18.410	18.309	114.7	57.147
11	20.368	114.9	18.224	18.048	116.0	56.640
12	20.194	112.0	18.289	18.163	116.6	56.646
13	20.330	114.2	18.293	18.062	115.5	56.685

No.144 Romanov, Vasilij

1	23.064	109.0	19.712	19.592	117.7	1:02.368
2	20.643	107.0	20.325	18.711	117.9	59.679
3	20.370	117.1	18.765	18.760	117.9	57.895
4	20.152	116.4	18.552	19.602	117.5	58.306
5	20.294	116.5	18.532	18.210	118.5	57.036
6	20.053	117.8	18.557	21.742	118.8	1:00.352
7	20.009	111.6	18.480	18.132	118.8	56.621
8	19.997	116.5	18.125	18.014	118.7	56.136
9	20.038	117.4	18.237	18.131	118.6	56.406
10	19.916	117.9	18.298	18.263	119.6	56.477
11	20.000	115.3	18.228	17.946	119.0	56.174
12	19.931	118.1	18.075	17.927	119.3	55.933
13	20.086	117.8	18.789	18.165	119.0	57.040

No.145 Rossel, Kevin

1	25.331	109.3	20.505	19.826	115.9	1:05.662
2	21.083	111.9	20.341	18.781	116.0	1:00.205
3	20.560	113.8	20.116	18.346	116.1	59.022
4	21.307	114.7	18.481	18.166	116.1	57.954
5	20.249	112.1	18.508	18.440	115.8	57.197
6	20.321	114.6	18.504	18.209	115.8	57.034
7	20.311	114.8	18.501	18.078	116.1	56.890
8	20.265	114.3	18.430	18.049	115.9	56.744
9	20.207	114.6	18.234	18.047	116.0	56.488

Laps	Sector 1	Spd 1	Sector 2	Sector 3	Spd 2	Lap Time
10	20.321	114.9	18.400	17.979	116.4	56.700
11	20.199	114.9	18.219	17.995	115.2	56.413
12	20.131	114.7	18.188	18.096	115.9	56.415
13	20.171	115.0	18.044	18.064	115.6	56.279

No.146 Ruuskanen, Joni

1	24.888	114.5	21.527	19.992	116.1	1:06.407
2	21.122	114.6	19.742	19.192	116.1	1:00.056
3	20.555	116.2	20.170	18.779	116.6	59.504
4	22.328	109.2	19.098	18.518	117.1	59.944
5	20.487	116.0	18.670	18.473	117.1	57.630
6	20.437	116.3	18.596	18.277	117.5	57.310

No.162 Tiene, Felice

1	23.380	109.8	20.838	19.216	116.7	1:03.434
2	20.403	113.8	19.467	19.073	117.4	58.943
3	20.507	114.6	20.315	18.913	116.7	59.735
4	20.306	115.3	18.603	18.426	117.0	57.335
5	20.066	115.7	18.327	18.149	118.2	56.542
6	19.935	116.2	18.138	18.212	117.7	56.285
7	20.102	112.3	18.276	18.061	117.6	56.439
8	20.010	116.2	18.204	17.923	118.0	56.137
9	20.813	116.2	18.129	17.889	117.7	56.831
10	20.682	115.9	18.207	18.050	117.2	56.939
11	20.238	116.0	18.178	18.037	117.3	56.453
12	19.964	115.9	17.961	17.979	117.4	55.904
13	19.998	116.0	18.026	18.230	117.2	56.254

No.166 Varley, Luke

1	23.043	99.5	20.195	19.706	117.3	1:02.944
2	20.752	106.3	19.802	19.047	116.7	59.601
3	20.624	117.4	18.937	18.381	116.7	57.942
4	20.228	112.3	19.026	18.542	117.7	57.796
5	20.195	116.4	18.321	18.212	116.0	56.728
6	20.024	117.0	18.461	18.221	117.2	56.706
7	20.069	117.0	18.131	17.921	116.2	56.121
8	20.212	117.1	18.215	18.003	117.6	56.430
9	20.179	116.6	18.161	18.224	116.7	56.564
10	20.061	116.6	18.047	18.007	116.5	56.115
11	20.052	117.9	17.922	18.054	116.8	56.028
12	20.022	116.1	17.932	17.943	115.9	55.897
13	20.037	116.6	17.843	18.040	115.7	55.920

No.170 Waldherr, Michael

1	24.527	111.0	19.771	19.080	116.3	1:03.378
2	20.845	114.3	19.413	19.001	116.3	59.259
3	21.345	114.8	19.352	19.162	115.9	59.859
4	20.620	115.1	18.598	18.215	116.0	57.433

No.171 Zimmermann, Tim

1	23.136	101.2	19.788	19.807	117.0	1:02.731
2	20.741	115.3	19.644	19.169	117.1	59.554





PF Int'l | 19 - 22.07.2012

CIK-FIA European KF2 Championship (Rd2)



KF2

KF2

Qualifying Heat E-F

Lap Time Analysis

For information purposes. No official / regulatory value

Laps	Sector 1	Spd 1	Sector 2	Sector 3	Spd 2	Lap Time
3	20.463	115.6	20.560	19.039	117.0	1:00.062
4	20.341	114.8	18.551	18.279	118.5	57.171
5	20.269	116.9	18.473	18.198	117.4	56.940
6	20.182	117.0	20.711	18.244	117.7	59.137
7	20.250	115.4	19.077	18.118	117.9	57.445
8	20.103	115.9	18.254	18.025	117.9	56.382
9	20.111	116.3	18.247	17.973	117.5	56.331
10	20.123	116.4	18.209	18.100	117.6	56.432
11	20.027	116.7	18.044	18.061	117.8	56.132
12	20.179	116.6	17.963	18.283	117.7	56.425
13	20.096	116.2	18.073	18.195	117.8	56.364





PF Int'l | 19 - 22.07.2012

CIK-FIA European KF2 Championship (Rd2)



KF2



KF2

Qualifying Heat E-F


Starting Grid

Document 27

Subject to scrutineering & sporting investigations

74	Brunner, Lisa Christin Mach 1 / TM / Vega		14	145	Rossel, Kevin Birel / BMB / Vega	
123	Maestranzi, Marco PCR / Parilla / Vega		13	152	Shiraishi, Yuta Intrepid / TM / Vega	
93	Gonzales, Nicolas GP / TM / Vega		12	75	Chang Wing Chung, Andy Tony Kart / Vortex / Vega	
112	Kiyohara, Ryota Tony Kart / Vortex / Vega		11	84	Erle, Fabian Maranello / TM / Vega	
128	Moineault, Valentin Tony Kart / Vortex / Vega		10	100	Haublin, Thibaut Kosmic / Vortex / Vega	
132	Norris, John Mach 1 / TM / Vega		9	135	Panetta, Federico Tony Kart / Vortex / Vega	
170	Waldherr, Michael RK / BMB / Vega		8	91	Gil Contreras, Carlos Tony Kart / Vortex / Vega	
171	Zimmermann, Tim Maranello / TM / Vega		7	117	Kuusiniemi, Jussi Tony Kart / Vortex / Vega	
166	Varley, Luke LH / BMB / Vega		6	146	Ruuskanen, Joni ART GP / Parilla / Vega	
56	Basz, Karol Birel / BMB / Vega		5	103	Hiltbrand, Pedro FA Kart / Vortex / Vega	
57	Tiihonen, Niklas Energy / Parilla / Vega		4	162	Tiene, Felice CRG / BMB / Vega	
140	Petit, Hubert Sodi / Parilla / Vega		3	139	Petjoi, Teemu Markus Tony Kart / Vortex / Vega	
144	Romanov, Vasiliy Energy / Parilla / Vega		2	136	Paz Patric Armand, Philo Tony Kart / Vortex / Vega	
59	Hubert, Anthoine FK / TM / Vega		1	55	Barnicoat, Benjamin ART GP / Parilla / Vega	

POLE POSITION



Start : 20/07/2012 - 17:20 13 Laps = 17.966 Km

PF INT'L (GBR) - 19/07/2012 - 22/07/2012

CIK-FIA





PF Int'l | 19 - 22.07.2012

CIK-FIA European KF2 Championship (Rd2)

KF2



KF2

Qualifying Heat C-D

Document 41.1

Results

Subject to scrutineering & sporting investigations

Rnk	No.	Entrant	Nat	Driver	Nat	Equipment	Laps	Gap	Interv.	Best Lap	Points	Penalty	dB
1	65	Keijzer Racing		Graham, Matthew		Zanardi / Parilla / Vega	13			1:04.211	0		106.1
2	63	PF International Karting		Litchfield, Mark		Zanardi / Parilla / Vega	13	3.639	3.639	1:05.313	2		107.1
3	154	Energy North Europe		Snell, Sam		Energy / Parilla / Vega	13	7.260	3.621	1:04.441	3		107.0
4	61	LH Racing Team		Joyner, Tom		LH / BMB / Vega	13	8.103	0.843	1:04.453	4		108.3
5	133	ART Grand Prix Srl		Nylund, Niclas		ART GP / Parilla / Vega	13	14.953	6.850	1:05.012	5		106.7
6	70	Morsicani Racing		Speedy, (A. Fuoco)		Tony Kart / Vortex / Vega	13	16.204	1.251	1:05.167	6		105.6
7	172	Morsicani Racing		Walilko, Igor		Tony Kart / Vortex / Vega	13	16.432	0.228	1:04.252	7		106.7
8	147	Comer		Santilli, Alessio		Top Kart / Parilla / Vega	13	16.598	0.166	1:04.434	8		108.0
9	137	Daems Racing		Pereira, Dylan		Tony Kart / Vortex / Vega	13	17.272	0.674	1:04.272	9		107.9
10	76	VDK Racing		Compere, Victor		Kosmic / Vortex / Vega	13	19.050	1.778	1:04.981	10		107.1
11	79	Bruneau, Olivier		Deguffroy, Remy		Tony Kart / Vortex / Vega	13	20.744	1.694	1:04.597	11		106.6
12	97	Maranello Kart		Hansen, Andreas Sebastian		Maranello / Maranello / Vega	13	21.738	0.994	1:04.761	12		107.0
13	78	Praga Kart Racing		Dabski, Karol		Praga / Parilla / Vega	13	22.553	0.815	1:04.966	13		107.8
14	81	Millennium Motorsport		Di Folco, Alberto		Tony Kart / TM / Vega	13	25.459	2.906	1:04.872	14	+10.000	105.7
15	98	Ward Racing		Hansson, Robin L.		Tony Kart / Vortex / Vega	13	26.036	0.577	1:05.767	15		107.9
16	120	Tony Kart Racing Team		Ling, Kang		Tony Kart / Vortex / Vega	13	27.471	1.435	1:05.316	16		105.1
17	94	BRM Racing		Grob, Dennis		BRM / TM / Vega	13	28.912	1.441	1:05.578	17		106.6
18	148	Comer		Savona, Federico		Top Kart / Parilla / Vega	13	30.338	1.426	1:05.042	18		105.0
19	67	PDB Racing Team		Affolter, Joel		Gillard / Parilla / Vega	13	30.430	0.092	1:05.492	19		108.1
20	143	Forza Racing		Read, Josh		Intrepid / TM / Vega	13	34.747	4.317	1:04.969	20		105.7
21	111	Tony Kart Racing Team		Kasai, Takashi		Tony Kart / Vortex / Vega	13	40.073	5.326	1:06.279	21		106.2
22	108	Ward Racing		Jalkanen, Mattias		Tony Kart / Vortex / Vega	13	43.145	3.072	1:05.391	22	+10.000	105.8
23	114	OK Kart V ACR		Kocka, Ondrej		Maranello / BMB / Vega	13	47.228	4.083	1:07.222	23		108.5
24	95	Comer		Guazzaroni, Alessio		Top Kart / Parilla / Vega	13	48.459	1.231	1:07.769	24		108.7
25	149	Maranello Kart		Schettino, Mario		Maranello / Maranello / Vega	13	49.890	1.431	1:07.018	25		105.3
26	158	Millennium Motorsport		Sutton, David		Intrepid / TM / Vega	12	1 Lap	1 Lap	1:06.802	26		106.3
27	87	Kosmic Racing Dept		Fukuzumi, Nirei		Kosmic / Vortex / Vega	8	5 Laps	4 Laps	1:07.318	27		107.6

No.81 Di Folco, Alberto : 10 sec time penalty for bad manoeuvre (art 2.24 CIK General Prescriptions). According to Stewards' Decision No.238.

No.108 Jalkanen, Mattias : 10 seconds penalty for leaving corridor. Art 2.20 CIK General Prescriptions. According to Stewards' Decision No.229.

Not Classified

77	Maranello Kart		Cucco, Stefano		Maranello / BMB / Vega		DNS				29		
----	----------------	--	-----------------------	--	------------------------	--	------------	--	--	--	-----------	--	--

Start Time : 20/07/2012 - 17:07:07

Best Lap : No.65 Graham, Matthew

1:04.211 77.48 Kph

Weather : Cloudy Air : 17°C Track : Drying

Last Event Record : No.73 Boutonnet, Paul

1:09.850 71.22 Kph

PF INT'L (GBR) - 19/07/2012 - 22/07/2012

CIK-FIA

Apex Timing





PF Int'l | 19 - 22.07.2012

CIK-FIA European KF2 Championship (Rd2)



KF2



DOCUMENT N° 238

DÉCISION DES COMMISSAIRES SPORTIFS

STEWARDS' DECISION

PÉNALITÉ INFLIGÉE AU CONCURRENT (NOM) : **Millennium Motorsport**
 PENALTY INFLICTED UPON THE ENTRANT (NAME):

NATIONALITÉ / NATIONALITY: **GBR**

N°: No.:	81	PILOTE : DRIVER :	Di Folco, Alberto
-------------	-----------	----------------------	--------------------------

Concerne la partie de l'Épreuve : **KF2 - Qualifying Heat C-D**
 Concerns the part of the event:

ÉNONCÉ / STATEMENT:

10 sec time penalty in the above session concerned

MOTIF / REASON:

The Driver no. 81 was involved in incident during the Heat. By post 5 and 6 he pushed the karts in front of him an following of this manoevre he takes advantages (reported by the Judge of Fact, proved by relevant video sequence). Having considered the report of the Judge of Fact, having considered the video and after hearing the Entrant concerned, the Stewards assess this manoevre as an incident according art 2.24 CIK GP. This decision is made in application of art. 2.24 CIK GP and art. 153 ISC

Décision annoncée <i>Decision announced</i>	Date / Date: 20/07/2012	Heure / Time: 20:00
---	--------------------------------	----------------------------

Nom / Name	Signature
Président du Collège / <i>Chairman of the Panel:</i>	
Horst SEIDEL (DEU) :
Membres du Collège / <i>Members of the Panel:</i>	
Michel WALTISPERGER (FRA) :
Richard NORBURY (GBR) :

NOTIFICATION AU CONCURRENT CONCERNÉ / NOTIFICATION TO THE RELEVANT ENTRANT

Je soussigné :
I undersigned: Nom personnel / *personal name*

Représentant du Concurrent : **Millennium Motorsport**
Representing the Entrant: Nom du Concurrent / *Entrant's name*

Certifie avoir reçu notification du document N° **238** des Commissaires Sportifs de l'Épreuve.
Certify that I have been notified of document No. **238** *by the Stewards of the Meeting.*

Date : Heure / Time: Signature :



DOCUMENT N° 229

**DÉCISION DES COMMISSAIRES SPORTIFS
STEWARDS' DECISION**

PÉNALITÉ INFLIGÉE AU CONCURRENT (NOM) : **Ward Racing**
PENALTY INFLICTED UPON THE ENTRANT (NAME):

NATIONALITÉ / NATIONALITY: **SWE**

N°: **108** PILOTE : **Jalkanen, Mattias**
No.: DRIVER :

Concerne la partie de l'Épreuve : **KF2 - Qualifying Heat C-D**
Concerns the part of the event:

ÉNONCÉ / STATEMENT:

10 sec time penalty in the above session concerned

MOTIF / REASON:

The kart concerned went out of his corridor with 4 wheels before the start was given (reported by Judge of Fact). Having considered the report from Judge of Fact, having considered the relevant video sequence and after hearing the Entrant concerned, the Stewards feel that this fact contravenes art 2.20 CIK-FIA General Prescriptions and Briefing instructions. The Stewards take their decision in accordance with art 2.20 and 2.24 CIK-FIA GP and 152 and 153 FIA International Sporting Code.

Décision annoncée
Decision announced

Date / Date: **20/07/2012**

Heure / Time: **17:47**

Nom / Name

Signature

Président du Collège / *Chairman of the Panel:*

Horst SEIDEL (DEU) :

Membres du Collège / *Members of the Panel:*

Michel WALTISPERGER (FRA) :

Richard NORBURY (GBR) :

NOTIFICATION AU CONCURRENT CONCERNÉ / NOTIFICATION TO THE RELEVANT ENTRANT

Je soussigné :
I undersigned: Nom personnel / *personal name*

Représentant du Concurrent : **Ward Racing**
Representing the Entrant: Nom du Concurrent / *Entrant's name*

Certifie avoir reçu notification du document N° **229** des Commissaires Sportifs de l'Épreuve.
Certify that I have been notified of document No. **229** *by the Stewards of the Meeting.*

Date : Heure / Time: Signature :



PF Int'l | 19 - 22.07.2012

CIK-FIA European KF2 Championship (Rd2)

KF2



KF2

Qualifying Heat C-D

Lap Chart

For information purposes. No official / regulatory value

	1	2	3	4	5	6	7	8	9	10	11	12	13	14	15	16	17	18	19	20	21	22	23	24	25	26	27	28
Grid	63	65	61	154	133	81	70	97	76	120	158	79	97	147	78	137	108	172	98	143	87	111	67	148	114	94	149	77
Start	63	65	61	154	81	133	70	76	120	158	79	97	147	78	137	108	98	172	143	87	67	111	114	94	148	95	149	
Lap 1 Interval	63	65 0.9	70 2.6	61 0.1	154 0.0	133 0.4	120 0.4	76 0.2	158 0.6	79 0.4	97 0.6	81 0.2	78 0.5	147 0.0	98 0.5	172 0.2	137 0.8	149 0.1	108 0.4	111 0.1	114 0.2	87 0.3	95 0.3	148 0.5	67 0.2	94 1.1	143 10.4	
Lap 2	63	65 0.3	61 4.3	70 0.3	154 0.0	133 0.2	120 1.2	79 0.4	76 0.7	81 0.3	78 1.2	147 0.3	97 0.7	172 0.8	137 0.1	108 1.0	98 0.0	111 0.0	87 0.9	148 0.4	114 0.2	94 0.6	67 0.2	149 0.1	95 0.7	143 8.5	158 9.9	
Lap 3	63	65 0.2	61 4.7	154 0.9	133 0.9	70 0.3	120 0.8	79 0.2	81 0.4	76 0.3	78 1.6	147 0.3	97 0.1	172 0.4	137 0.6	108 1.2	98 1.1	111 0.6	87 1.3	108 0.6	94 0.7	67 1.0	149 0.3	95 0.3	114 0.3	148 2.9	143 2.6	158 12.8
Lap 4	65	63 0.5	61 4.9	154 1.0	133 1.0	70 0.2	76 3.4	81 0.2	120 0.7	78 0.1	147 0.6	97 0.4	172 0.6	137 0.0	98 0.7	87 2.7	79 0.1	111 0.5	94 0.9	67 0.8	108 0.5	95 1.4	149 0.9	114 0.2	148 0.5	143 3.3	158 22.5	
Lap 5	65	63 0.7	61 6.2	154 0.3	133 0.9	70 0.9	81 4.4	76 0.6	147 0.1	78 1.3	137 0.4	97 0.2	120 0.3	172 0.2	98 0.4	79 0.8	87 1.6	67 2.3	111 0.7	108 0.0	94 0.0	95 2.3	114 0.4	148 0.4	149 0.3	143 1.8	158 25.2	
Lap 6	65	63 0.6	154 7.4	61 0.5	133 0.7	70 0.8	81 4.0	76 0.7	147 0.5	78 0.8	137 0.4	97 0.6	172 0.3	120 1.3	79 0.0	98 0.8	87 0.8	67 1.6	94 1.4	108 1.2	111 0.3	148 2.0	95 0.6	114 0.4	143 0.5	149 4.5	158 20.9	
Lap 7	65	63 0.9	154 8.4	61 0.4	133 0.9	70 1.5	81 2.8	76 0.9	147 0.5	78 1.2	137 0.2	97 1.3	172 0.6	120 0.6	79 0.9	98 0.1	87 1.3	67 0.2	94 2.7	108 1.4	111 1.3	148 0.3	95 1.6	114 0.9	143 0.3	149 4.9	158 19.2	
Lap 8	65	63 1.5	154 9.0	61 0.6	133 1.1	70 2.2	81 2.8	76 0.1	147 0.6	78 1.5	137 0.0	97 0.5	172 1.6	120 0.0	79 2.0	98 0.1	87 0.8	67 0.6	94 1.8	108 2.2	148 1.8	111 1.3	95 1.1	143 0.1	114 0.5	149 6.0	158 18.7	
Lap 9	65	63 2.2	154 9.6	61 0.4	133 1.0	70 3.4	81 1.4	76 0.9	147 0.2	172 1.7	137 0.4	78 1.8	79 0.7	97 0.7	98 0.3	67 0.9	120 0.9	94 2.2	108 1.8	148 2.1	111 2.5	143 1.2	95 1.6	114 0.3	149 5.2	158 21.2		
Lap 10	65	63 3.4	154 9.1	61 0.3	133 1.1	70 3.8	81 0.9	76 1.2	147 0.5	172 0.6	137 0.5	78 2.7	79 0.4	97 0.5	98 1.0	67 0.5	120 2.1	94 1.1	148 3.4	108 1.3	143 3.0	111 1.3	95 2.4	114 0.6	149 4.5	158 22.0		
Lap 11	65	63 5.5	154 7.4	61 0.5	133 1.3	70 4.4	81 0.1	76 1.3	147 0.3	172 0.6	137 0.3	78 3.5	79 0.2	97 0.5	98 2.6	67 0.1	120 2.3	94 0.3	148 3.0	108 1.7	143 2.5	111 2.8	114 3.5	95 1.2	149 3.5	158 22.2		
Lap 12	65	63 6.4	154 5.8	61 0.5	133 2.5	81 4.8	70 0.4	172 0.2	147 0.9	137 0.8	76 0.5	78 2.2	79 0.2	97 0.2	98 3.6	67 0.0	120 1.9	94 1.2	148 1.9	108 2.1	143 2.3	111 4.0	114 4.7	95 2.0	149 2.2	158 22.3		
Lap 13	65	63 3.6	154 3.6	61 0.8	133 6.8	81 0.5	70 0.7	172 0.2	147 0.1	137 0.6	76 1.7	79 1.6	97 0.9	78 0.8	98 3.4	120 1.4	94 1.4	148 1.4	67 0.0	108 2.7	143 1.6	111 5.3	114 7.1	95 1.2	149 1.4			





PF Int'l | 19 - 22.07.2012

CIK-FIA European KF2 Championship (Rd2)



KF2



KF2

Qualifying Heat C-D

Lap Time Analysis

For information purposes. No official / regulatory value

Laps	Sector 1	Spd 1	Sector 2	Sector 3	Spd 2	Lap Time
No.61 Joyner, Tom						
1	24.385	105.7	24.101	23.676	105.0	1:12.162
2	24.110	103.9	21.724	23.077	104.9	1:08.911
3	23.403	103.8	21.347	22.605	105.1	1:07.355
4	23.523	103.8	21.460	22.224	104.4	1:07.207
5	23.563	103.8	21.188	22.773	104.4	1:07.524
6	24.045	104.2	21.349	22.142	105.5	1:07.536
7	23.333	103.8	21.074	21.963	104.7	1:06.370
8	23.323	103.4	21.175	21.696	105.3	1:06.194
9	23.233	103.5	20.924	21.604	104.6	1:05.761
10	23.091	103.8	20.762	21.438	104.5	1:05.291
11	23.035	103.8	20.550	21.235	104.7	1:04.820
12	22.931	103.5	20.442	21.080	104.4	1:04.453
13	22.896	102.8	20.606	21.345	104.4	1:04.847
No.63 Litchfield, Mark						
1	23.563	104.8	22.013	22.799	106.7	1:08.375
2	23.546	105.7	21.602	22.938	106.1	1:08.086
3	23.162	105.2	21.456	22.411	105.7	1:07.029
4	23.818	102.5	21.408	22.084	106.2	1:07.310
5	23.138	104.8	21.311	21.752	106.1	1:06.201
6	22.892	105.4	21.132	21.747	105.9	1:05.771
7	22.945	105.1	21.024	21.567	106.2	1:05.536
8	22.826	105.2	20.984	21.503	105.9	1:05.313
9	22.881	104.4	20.719	21.772	105.5	1:05.372
10	23.215	103.3	20.908	21.806	105.8	1:05.929
11	23.326	102.3	21.085	21.956	106.0	1:06.367
12	23.173	103.5	20.966	21.843	105.2	1:05.982
13	23.406	100.7	21.152	22.209	105.6	1:06.767
No.65 Graham, Matthew						
1	24.302	100.6	22.204	22.818	106.1	1:09.324
2	23.427	101.3	21.688	22.301	106.4	1:07.416
3	23.247	100.0	21.482	22.225	106.1	1:06.954
4	23.463	104.2	21.103	21.942	105.5	1:06.508
5	23.118	103.0	21.125	21.748	105.4	1:05.991
6	23.208	104.7	20.771	21.946	105.0	1:05.925
7	23.042	104.4	20.720	21.475	105.1	1:05.237
8	22.878	104.2	20.589	21.236	103.8	1:04.703
9	22.890	104.2	20.615	21.159	104.8	1:04.664
10	22.926	103.7	20.688	21.111	104.8	1:04.725
11	22.810	104.0	20.448	20.953	104.5	1:04.211
12	22.871	104.0	20.942	21.324	104.9	1:05.137
13	23.627	97.8	22.451	23.481	104.5	1:09.559
No.67 Affolter, Joel						
1	28.761	88.6	24.397	25.273	107.7	1:18.431
2	24.464	93.2	23.025	23.976	107.0	1:11.465
3	23.639	105.9	23.293	23.456	107.0	1:10.388
4	23.331	104.3	22.474	22.635	107.3	1:08.440
5	23.171	99.6	22.107	22.768	105.9	1:08.046

Laps	Sector 1	Spd 1	Sector 2	Sector 3	Spd 2	Lap Time
6	23.016	104.7	21.578	21.962	105.5	1:06.556
7	22.940	103.8	21.298	21.820	107.3	1:06.058
8	23.353	104.3	21.351	21.691	104.6	1:06.395
9	23.007	103.0	21.141	21.508	104.8	1:05.656
10	22.750	104.4	21.398	21.344	105.9	1:05.492
11	22.839	105.3	22.215	21.226	107.1	1:06.280
12	23.313	104.7	21.229	21.131	106.7	1:05.673
13	27.145	105.0	20.971	22.211	105.9	1:10.327
No.70 Speedy, (A. Fuoco)						
1	25.081	97.0	23.054	23.607	102.4	1:11.742
2	23.792	101.8	21.923	23.762	103.4	1:09.477
3	24.737	102.0	21.696	22.855	103.5	1:09.288
4	23.370	101.8	21.414	22.431	103.1	1:07.215
5	23.327	101.7	21.787	22.290	102.4	1:07.404
6	23.451	101.9	21.224	22.321	103.4	1:06.996
7	23.439	101.3	21.424	22.354	102.6	1:07.217
8	23.482	100.8	21.461	22.157	103.3	1:07.100
9	23.175	101.7	21.243	22.344	103.0	1:06.762
10	23.181	101.9	20.809	21.845	103.1	1:05.835
11	23.178	101.8	20.907	21.564	102.8	1:05.649
12	23.008	101.7	21.913	21.532	102.6	1:06.453
13	23.116	101.4	20.551	21.500	102.4	1:05.167
No.76 Compere, Victor						
1	25.421	97.2	23.701	23.832	104.5	1:12.954
2	24.036	101.8	23.723	23.085	105.0	1:10.844
3	23.382	99.8	22.938	22.351	103.9	1:08.671
4	23.542	91.1	22.832	22.245	104.3	1:08.619
5	23.373	98.8	22.745	22.925	103.6	1:09.043
6	23.198	102.1	21.562	21.949	104.2	1:06.709
7	23.108	99.3	21.227	21.952	104.2	1:06.287
8	23.292	100.2	21.210	21.739	103.8	1:06.241
9	23.496	103.7	20.983	21.654	104.0	1:06.133
10	23.141	101.8	20.928	21.523	103.7	1:05.592
11	22.995	100.8	20.810	21.176	103.8	1:04.981
12	22.948	103.1	23.157	21.413	104.2	1:07.518
13	23.022	102.6	20.858	21.613	104.0	1:05.493
No.78 Dabski, Karol						
1	26.361	95.1	24.579	23.984	104.3	1:14.924
2	23.943	102.7	22.755	23.265	104.5	1:09.963
3	23.893	104.4	22.031	22.848	104.1	1:08.772
4	23.620	103.3	21.857	22.578	105.1	1:08.055
5	24.016	102.8	22.973	22.441	104.2	1:09.430
6	23.407	103.0	21.194	22.009	103.5	1:06.610
7	23.313	102.6	21.295	22.145	103.6	1:06.753
8	23.666	102.1	21.026	21.901	103.7	1:06.593
9	25.649	101.4	20.971	21.641	103.4	1:08.261
10	23.336	102.8	20.777	21.668	103.1	1:05.781
11	23.080	103.2	20.570	21.636	103.1	1:05.286
12	23.152	102.7	20.432	21.382	103.1	1:04.966





PF Int'l | 19 - 22.07.2012

CIK-FIA European KF2 Championship (Rd2)



KF2



KF2

Qualifying Heat C-D

Lap Time Analysis

For information purposes. No official / regulatory value

Laps	Sector 1	Spd 1	Sector 2	Sector 3	Spd 2	Lap Time
13	23.676	103.4	21.597	21.427	104.1	1:06.700
No.79 Deguffroy, Remy						
1	26.230	89.5	23.621	24.038	105.1	1:13.889
2	23.890	91.1	22.392	22.746	105.3	1:09.028
3	23.678	94.2	22.216	22.628	104.1	1:08.522
4	23.546	98.7	30.103	22.377	105.0	1:16.026
5	23.449	101.9	21.108	21.859	105.0	1:06.416
6	23.454	103.1	21.551	22.151	105.6	1:07.156
7	23.533	103.5	21.082	22.121	103.8	1:06.736
8	23.204	101.3	20.879	21.953	104.2	1:06.036
9	23.468	102.9	21.189	22.025	104.3	1:06.682
10	22.961	103.5	20.733	21.749	103.6	1:05.443
11	22.927	102.8	20.647	21.455	103.7	1:05.029
12	23.061	103.4	20.443	21.553	104.8	1:05.057
13	23.106	104.5	20.266	21.225	104.3	1:04.597
No.81 Di Folco, Alberto						
1	25.899	95.2	24.836	24.333	105.4	1:15.068
2	23.839	100.1	22.391	22.976	105.7	1:09.206
3	23.437	101.1	21.952	22.580	103.9	1:07.969
4	23.500	100.1	23.504	22.281	104.7	1:09.285
5	23.269	100.3	22.445	22.397	104.0	1:08.111
6	23.252	103.7	21.458	21.880	104.5	1:06.590
7	23.022	101.4	21.388	21.665	104.0	1:06.075
8	23.278	102.6	20.974	22.797	104.4	1:07.049
9	22.963	102.0	20.777	21.666	104.1	1:05.406
10	22.909	103.0	20.905	21.458	103.9	1:05.272
11	22.901	98.7	20.665	21.331	103.3	1:04.897
12	23.015	100.2	21.084	21.753	104.0	1:05.852
13	22.962	102.3	20.800	21.110	104.8	1:04.872
No.87 Fukuzumi, Nirei						
1	28.060	84.1	24.798	24.484	101.3	1:17.342
2	24.472	90.2	23.175	23.369	103.3	1:11.016
3	23.951	94.5	22.772	22.582	103.5	1:09.305
4	23.773	98.1	22.203	22.666	103.4	1:08.642
5	23.954	94.1	21.607	22.607	103.6	1:08.168
6	23.910	99.5	21.268	22.140	103.5	1:07.318
7	23.459	93.9	21.316	22.634	103.8	1:07.409
8	23.611	97.4	21.619	22.113	103.1	1:07.343
No.94 Grob, Dennis						
1	31.448	95.0	22.929	24.830	104.0	1:19.207
2	23.889	97.4	22.668	23.527	103.9	1:10.084
3	24.216	101.2	22.764	22.884	103.7	1:09.864
4	23.579	103.0	22.712	22.023	103.7	1:08.314
5	23.501	103.2	22.000	24.310	103.1	1:09.811
6	23.384	102.0	21.337	22.406	103.1	1:07.127
7	23.282	101.7	21.771	22.320	101.9	1:07.373
8	23.210	102.2	21.179	21.744	104.0	1:06.133
9	23.105	102.3	20.891	22.321	103.0	1:06.317

Laps	Sector 1	Spd 1	Sector 2	Sector 3	Spd 2	Lap Time
10	23.285	102.1	20.689	21.663	103.4	1:05.637
11	23.254	101.5	20.559	21.904	103.2	1:05.717
12	23.351	102.0	21.370	21.444	103.2	1:06.165
13	23.233	102.0	20.834	21.511	102.7	1:05.578
No.95 Guazzaroni, Alessio						
1	27.615	87.9	24.226	25.145	105.8	1:16.986
2	25.291	87.4	23.735	24.136	105.6	1:13.162
3	24.113	86.5	23.343	23.412	106.4	1:10.868
4	23.922	95.3	22.502	22.628	105.5	1:09.052
5	23.982	94.2	22.326	22.925	106.0	1:09.233
6	23.834	91.3	22.238	23.112	106.2	1:09.184
7	23.592	100.1	21.710	22.467	105.8	1:07.769
8	23.677	100.8	21.612	22.605	105.9	1:07.894
9	23.569	96.3	23.053	22.564	105.2	1:09.186
10	23.778	99.0	21.656	22.373	105.2	1:07.807
11	24.426	91.7	22.304	22.389	105.7	1:09.119
12	23.893	96.5	21.966	22.606	104.8	1:08.465
13	24.032	93.3	21.639	22.185	105.3	1:07.856
No.97 Hansen, Andreas Sebastian						
1	26.267	85.3	23.646	24.451	103.9	1:14.364
2	23.854	93.1	24.068	23.866	104.2	1:11.788
3	23.595	95.2	21.788	22.839	104.0	1:08.222
4	24.027	93.1	21.803	22.731	104.3	1:08.561
5	23.474	100.2	22.936	22.589	104.2	1:08.999
6	23.242	98.9	21.262	23.005	103.9	1:07.509
7	23.343	98.8	21.492	22.724	103.9	1:07.559
8	23.139	101.5	20.928	22.544	102.4	1:06.611
9	24.427	102.9	21.014	22.023	103.9	1:07.464
10	22.899	102.8	20.739	21.589	102.6	1:05.227
11	22.992	103.2	20.685	21.377	102.9	1:05.054
12	22.946	102.5	20.524	21.291	103.6	1:04.761
13	23.113	100.2	21.081	21.143	103.1	1:05.337
No.98 Hansson, Robin L.						
1	26.408	97.7	24.358	24.187	100.0	1:14.953
2	24.510	100.4	22.721	25.349	98.9	1:12.580
3	23.970	98.9	22.333	22.270	98.9	1:08.573
4	23.606	99.2	21.683	22.308	99.7	1:07.597
5	23.636	98.8	21.955	22.947	100.2	1:08.538
6	24.676	99.0	21.573	22.600	99.9	1:08.849
7	23.485	98.6	21.222	22.268	100.4	1:06.975
8	23.533	98.7	20.539	22.902	99.3	1:06.974
9	23.476	99.1	20.600	21.691	99.9	1:05.767
10	23.470	99.0	20.650	21.761	99.8	1:05.881
11	23.346	98.5	21.922	21.375	99.7	1:06.643
12	23.412	99.1	21.029	21.344	100.0	1:05.785
13	23.519	98.5	20.751	21.703	99.1	1:05.973





PF Int'l | 19 - 22.07.2012

CIK-FIA European KF2 Championship (Rd2)



KF2



KF2

Qualifying Heat C-D

Lap Time Analysis

For information purposes. No official / regulatory value

Laps	Sector 1	Spd 1	Sector 2	Sector 3	Spd 2	Lap Time
No.108 Jalkanen, Mattias						
1	26.958	90.7	25.252	24.897	101.2	1:17.107
2	24.457	97.1	22.566	23.745	100.9	1:10.768
3	24.716	99.5	23.837	23.103	101.0	1:11.656
4	24.140	99.0	23.004	23.256	101.0	1:10.400
5	23.827	98.1	21.936	22.566	100.4	1:08.329
6	24.042	99.3	22.224	22.166	100.0	1:08.432
7	23.692	99.4	22.075	21.815	100.2	1:07.582
8	23.674	99.2	21.422	21.830	100.4	1:06.926
9	23.728	99.9	20.809	21.368	99.6	1:05.905
10	25.521	93.7	21.749	21.282	100.7	1:08.552
11	23.326	99.0	21.217	21.226	99.1	1:05.769
12	23.374	98.7	20.977	21.040	100.2	1:05.391
13	23.482	98.9	21.025	21.234	99.6	1:05.741
No.111 Kasai, Takashi						
1	27.228	94.9	24.771	24.578	104.2	1:16.577
2	24.405	94.4	23.039	23.260	104.2	1:10.704
3	24.027	100.0	22.669	22.939	103.4	1:09.635
4	23.725	100.5	22.593	23.601	102.6	1:09.919
5	24.103	96.4	22.822	23.729	102.8	1:10.654
6	24.212	92.5	21.526	23.161	101.9	1:08.899
7	24.085	100.9	21.851	22.585	101.8	1:08.521
8	23.544	100.5	22.773	22.424	103.2	1:08.741
9	23.431	100.4	21.388	22.606	101.4	1:07.425
10	23.788	99.6	22.027	22.420	103.5	1:08.235
11	23.534	101.9	21.228	22.045	100.6	1:06.807
12	23.419	99.2	21.140	21.847	101.6	1:06.406
13	23.431	100.9	21.074	21.774	101.7	1:06.279
No.114 Kocka, Ondrej						
1	27.529	92.2	24.444	24.656	105.6	1:16.629
2	24.250	94.6	24.186	23.655	104.2	1:12.091
3	25.060	90.0	24.637	23.326	104.8	1:13.023
4	24.453	99.1	22.089	23.399	105.3	1:09.941
5	23.999	101.7	22.074	22.362	105.4	1:08.435
6	24.587	91.3	21.935	22.661	105.8	1:09.183
7	23.767	91.4	22.065	22.453	105.4	1:08.285
8	24.231	98.3	21.389	22.023	105.3	1:07.643
9	23.711	93.9	22.485	22.629	104.6	1:08.825
10	23.898	98.5	22.393	21.838	105.3	1:08.129
11	23.605	103.8	21.692	21.925	105.2	1:07.222
12	23.402	104.1	21.883	22.394	104.2	1:07.679
13	23.824	84.4	22.603	22.230	104.8	1:08.657
No.120 Ling, Kang						
1	25.951	89.1	22.907	23.844	104.7	1:12.702
2	24.012	97.6	22.414	23.493	104.4	1:09.919
3	23.886	95.3	21.997	22.814	104.4	1:08.697
4	23.643	96.3	24.308	22.820	105.3	1:10.771
5	24.032	100.5	23.855	22.613	103.9	1:10.500

Laps	Sector 1	Spd 1	Sector 2	Sector 3	Spd 2	Lap Time
6	24.805	101.6	21.359	22.359	104.4	1:08.523
7	23.755	93.1	21.711	22.321	104.5	1:07.787
8	23.770	91.5	21.166	22.328	104.5	1:07.264
9	23.962	93.5	21.413	22.103	103.0	1:07.478
10	23.575	98.2	21.054	22.056	104.0	1:06.685
11	23.250	96.2	20.879	22.347	104.6	1:06.476
12	23.154	94.2	20.731	21.431	104.5	1:05.316
13	23.145	99.6	20.679	21.560	103.7	1:05.384
No.133 Nylund, Niclas						
1	24.768	95.2	23.867	23.809	107.4	1:12.444
2	23.954	97.2	22.001	23.165	107.8	1:09.120
3	24.058	105.4	21.889	22.677	107.7	1:08.624
4	23.158	101.2	21.655	22.585	107.2	1:07.398
5	23.133	104.8	21.451	22.116	106.9	1:06.700
6	23.111	107.3	21.805	22.106	107.6	1:07.022
7	23.095	100.2	21.364	22.131	107.4	1:06.590
8	23.204	101.9	21.078	22.042	107.0	1:06.324
9	22.972	106.1	20.968	21.715	105.3	1:05.655
10	22.864	104.2	21.052	21.487	106.6	1:05.403
11	22.649	105.7	20.781	21.582	105.6	1:05.012
12	22.760	104.5	20.949	21.960	105.7	1:05.669
13	23.154	106.3	21.695	24.324	106.1	1:09.173
No.137 Pereira, Dylan						
1	26.422	86.7	25.470	24.564	104.1	1:16.456
2	23.486	98.6	23.021	23.892	104.7	1:10.399
3	23.256	102.9	22.232	22.866	104.1	1:08.354
4	23.252	101.5	21.962	22.946	104.1	1:08.160
5	23.156	101.4	22.266	22.676	104.2	1:08.098
6	23.149	103.5	21.229	22.239	103.8	1:06.617
7	23.395	102.8	21.345	21.850	103.9	1:06.590
8	23.490	101.0	21.282	21.634	103.9	1:06.406
9	24.318	101.5	20.746	21.242	102.5	1:06.306
10	23.065	103.2	20.767	21.121	103.0	1:04.953
11	22.908	103.0	20.402	21.113	103.1	1:04.423
12	22.864	103.5	21.861	20.966	103.7	1:05.691
13	23.006	104.1	20.353	20.913	102.3	1:04.272
No.143 Read, Josh						
1	27.237	95.3	25.124	37.831	107.3	1:30.192
2	23.651	100.6	22.595	23.083	109.9	1:09.329
3	23.540	104.1	22.223	22.488	110.0	1:08.251
4	23.312	108.0	22.199	22.658	109.9	1:08.169
5	23.186	107.8	21.900	22.246	109.5	1:07.332
6	23.170	106.3	21.605	22.214	109.8	1:06.989
7	23.309	104.1	22.157	22.624	109.1	1:08.090
8	23.440	108.1	21.132	22.128	109.4	1:06.700
9	23.667	108.0	21.956	21.823	108.3	1:07.446
10	23.069	108.1	20.963	21.638	109.0	1:05.670
11	22.912	108.2	20.882	21.470	109.1	1:05.264
12	23.100	108.4	20.813	21.343	109.2	1:05.256





PF Int'l | 19 - 22.07.2012

CIK-FIA European KF2 Championship (Rd2)



KF2



KF2

Qualifying Heat C-D

Lap Time Analysis

For information purposes. No official / regulatory value

Laps	Sector 1	Spd 1	Sector 2	Sector 3	Spd 2	Lap Time
13	22.887	108.4	20.805	21.277	109.3	1:04.969
No.147 Santilli, Alessio						
1	26.396	95.6	24.483	24.158	97.9	1:15.037
2	24.200	102.6	22.366	23.698	104.3	1:10.264
3	23.794	94.0	22.094	22.923	103.9	1:08.811
4	23.466	98.7	22.105	22.771	103.9	1:08.342
5	23.456	96.6	21.653	22.371	102.8	1:07.480
6	23.602	99.5	21.383	22.089	103.1	1:07.074
7	23.256	100.0	21.187	21.888	102.5	1:06.331
8	23.217	97.9	21.211	21.906	102.1	1:06.334
9	23.020	97.9	21.035	21.640	103.1	1:05.695
10	23.059	98.4	21.455	21.417	103.2	1:05.931
11	22.962	100.1	20.569	21.179	102.4	1:04.710
12	22.816	99.2	22.029	20.958	102.8	1:05.803
13	22.748	102.0	20.472	21.214	104.8	1:04.434
No.148 Savona, Federico						
1	28.229	84.5	24.392	25.165	104.6	1:17.786
2	24.560	103.0	22.578	23.435	103.9	1:10.573
3	23.874	103.3	22.974	29.401	103.6	1:16.249
4	23.362	103.2	21.688	22.422	104.0	1:07.472
5	24.210	102.9	22.004	22.194	104.0	1:08.408
6	23.950	102.8	21.494	22.183	103.6	1:07.627
7	23.459	102.5	21.260	22.050	104.1	1:06.769
8	23.473	102.4	21.808	21.811	103.6	1:07.092
9	23.240	102.6	21.038	21.951	103.6	1:06.229
10	23.270	102.4	20.492	21.326	103.8	1:05.088
11	23.190	102.3	20.766	21.388	103.7	1:05.344
12	22.977	102.2	20.873	21.192	103.7	1:05.042
13	23.046	102.7	20.401	21.598	103.8	1:05.045
No.149 Schettino, Mario						
1	26.368	94.4	23.565	25.082	106.2	1:15.015
2	24.729	93.1	24.212	25.165	106.3	1:14.106
3	24.336	89.9	23.186	23.726	106.1	1:11.248
4	25.309	90.4	22.219	22.818	106.2	1:10.346
5	24.719	103.2	21.806	23.068	106.6	1:09.593
6	24.048	100.0	21.776	27.604	106.1	1:13.428
7	23.834	105.2	21.705	22.927	106.3	1:08.466
8	23.963	91.7	21.504	22.915	105.8	1:08.382
9	23.981	100.9	21.078	22.923	105.7	1:07.982
10	23.756	101.0	21.176	22.562	105.7	1:07.494
11	23.740	102.7	21.164	22.503	105.4	1:07.407
12	23.832	100.4	21.029	22.358	105.6	1:07.219
13	23.510	103.6	20.987	22.521	105.3	1:07.018
No.154 Snell, Sam						
1	24.415	101.9	24.413	23.287	108.9	1:12.115
2	23.847	99.9	22.287	23.157	108.4	1:09.291
3	23.304	98.4	22.004	22.646	110.4	1:07.954
4	23.260	100.6	21.830	22.199	109.5	1:07.289

Laps	Sector 1	Spd 1	Sector 2	Sector 3	Spd 2	Lap Time
5	23.160	100.2	21.257	22.384	109.3	1:06.801
6	23.571	104.1	21.153	21.965	109.3	1:06.689
7	23.060	102.4	21.308	22.098	108.4	1:06.466
8	23.125	108.2	21.063	21.732	109.3	1:05.920
9	22.929	101.8	21.317	21.760	109.5	1:06.006
10	22.776	109.0	21.177	21.432	108.0	1:05.385
11	22.706	108.1	20.742	21.216	108.5	1:04.664
12	22.635	107.4	20.667	21.139	108.2	1:04.441
13	22.651	108.1	20.639	21.227	107.4	1:04.517
No.158 Sutton, David						
1	26.115	99.4	23.742	23.653	106.1	1:13.510
2	23.442	100.7	49.638	23.958	105.2	1:37.038
3	23.341	105.3	22.681	25.140	101.8	1:11.162
4	26.921	85.1	25.373	25.560	102.4	1:17.854
5	24.712	96.5	22.088	23.182	105.4	1:09.982
6	23.274	105.4	21.341	22.672	105.9	1:07.287
7	23.067	105.3	21.014	22.721	106.2	1:06.802
8	23.861	105.4	21.169	22.846	103.2	1:07.876
9	24.239	97.6	22.257	23.995	105.2	1:10.491
10	22.966	104.1	21.348	23.938	71.0	1:08.252
11	24.484	103.8	21.374	21.762	105.1	1:07.620
12	23.152	101.4	21.365	22.744	98.9	1:07.261
No.172 Waliiko, Igor						
1	27.244	100.3	24.003	23.905	106.2	1:15.152
2	23.676	100.8	22.700	24.695	104.4	1:11.071
3	23.214	104.9	21.806	22.828	106.3	1:07.848
4	23.443	106.0	21.571	23.733	105.1	1:08.747
5	22.932	105.8	23.477	22.531	106.3	1:08.940
6	23.453	105.2	20.752	22.347	105.7	1:06.552
7	23.036	104.3	22.082	22.168	104.6	1:07.286
8	22.953	104.4	20.909	21.735	104.6	1:05.597
9	23.495	103.8	20.437	21.328	104.1	1:05.260
10	22.966	103.5	20.757	21.147	105.4	1:04.870
11	22.870	104.3	20.473	21.303	104.9	1:04.646
12	22.701	104.4	20.375	21.176	104.6	1:04.252
13	23.183	104.3	20.463	21.549	105.0	1:05.195





PF Int'l | 19 - 22.07.2012

CIK-FIA European KF2 Championship (Rd2)

KF2



KF2

Qualifying Heat C-D

Starting Grid

Document 26

Subject to scrutineering & sporting investigations

149	Schettino, Mario Maranello / Maranello / Vega		14	77	Cucco, Stefano Maranello / BMB / Vega	
95	Guazzaroni, Alessio Top Kart / Parilla / Vega		13	94	Grob, Dennis BRM / TM / Vega	
148	Savona, Federico Top Kart / Parilla / Vega		12	114	Kocka, Ondrej Maranello / BMB / Vega	
111	Kasai, Takashi Tony Kart / Vortex / Vega		11	67	Affolter, Joel Gillard / Parilla / Vega	
143	Read, Josh Intrepid / TM / Vega		10	87	Fukuzumi, Nirei Kosmic / Vortex / Vega	
172	Walilko, Igor Tony Kart / Vortex / Vega		9	98	Hansson, Robin L. Tony Kart / Vortex / Vega	
137	Pereira, Dylan Tony Kart / Vortex / Vega		8	108	Jalkanen, Mattias Tony Kart / Vortex / Vega	
147	Santilli, Alessio Top Kart / Parilla / Vega		7	120	Ling, Kang Tony Kart / Vortex / Vega	
158	Sutton, David Intrepid / TM / Vega		6	79	Deguffroy, Remy Tony Kart / Vortex / Vega	
76	Compere, Victor Kosmic / Vortex / Vega		5	78	Dabski, Karol Praga / Parilla / Vega	
70	Speedy, (A. Fuoco) Tony Kart / Vortex / Vega		4	97	Hansen, Andreas Sebastian Maranello / Maranello / Vega	
133	Nylund, Niclas ART GP / Parilla / Vega		3	81	Di Folco, Alberto Tony Kart / TM / Vega	
61	Joyner, Tom LH / BMB / Vega		2	154	Snell, Sam Energy / Parilla / Vega	
63	Litchfield, Mark Zanardi / Parilla / Vega		1	65	Graham, Matthew Zanardi / Parilla / Vega	

POLE POSITION



Start : 20/07/2012 - 17:00 13 Laps = 17.966 Km

PF INT'L (GBR) - 19/07/2012 - 22/07/2012

CIK-FIA





KF2 Qualifying Heat A-B
Results

Document 40.1

Subject to scrutineering & sporting investigations

Rnk	No.	Entrant	Nat	Driver	Nat	Equipment	Laps	Gap	Interv.	Best Lap	Points	Penalty	dB
1	51	ART Grand Prix Srl	ITA	Leclerc, Charles	MCO	ART GP / Parilla / Vega	13			1:09.984	0		106.0
2	54	Tony Kart Racing Team	ITA	Camponeschi, Flavio	ITA	Tony Kart / Vortex / Vega	13	3.311	3.311	1:10.209	2		105.6
3	85	Tony Kart Racing Team	ITA	Fioravanti, Damiano	ITA	Tony Kart / Vortex / Vega	13	7.023	3.712	1:10.240	3		104.5
4	53	Energy Corse	ITA	Olsen, Dennis	NOR	Energy / TM / Vega	13	7.887	0.864	1:09.878	4		107.5
5	96	Millennium Motorsport	GBR	Hamilton, Alexander	IRL	Intrepid / TM / Vega	13	8.351	0.464	1:10.004	5		
6	73	Borget, Bastien	ITA	Boutonnet, Paul	ITA	Tony Kart / Parilla / Vega	13	9.227	0.876	1:09.850	6		106.2
7	169	Chiesa Corse	ITA	Vivacqua, Thiago	BRA	Zanardi / Parilla / Vega	13	12.169	2.942	1:10.782	7		108.1
8	124	Energy North Europe	FIN	Mäntylä, Ville	FIN	Energy / Parilla / Vega	13	13.298	1.129	1:10.366	8		106.8
9	129	Kosmic Racing Dept	ITA	Nielsen, Nicklas	DNK	Kosmic / Vortex / Vega	13	14.431	1.133	1:10.164	9		105.3
10	106	Kosmic Racing Dept	ITA	Ippolito, Paolo	ITA	Kosmic / Vortex / Vega	13	16.164	1.733	1:10.153	10		107.1
11	102	Formula K	ITA	Helgheim, Oystein	NOR	FK / TM / Vega	13	18.329	2.165	1:10.013	11		105.0
12	119	Comer	ITA	Lavelli, Kevin	ITA	Top Kart / Parilla / Vega	13	21.617	3.288	1:10.479	12		107.7
13	116	RS-Motorsport	DEU	Krebs, Thomas S.	DNK	Maranello / TM / Vega	13	25.837	4.220	1:10.298	13		106.0
14	118	LH Racing Team	SWE	Larsen, Kasper	DNK	LH / BMB / Vega	13	25.988	0.151	1:10.430	14	+3.000	108.4
15	72	Ward Racing	SWE	Borge Andersen, Mats	NOR	Tony Kart / Vortex / Vega	13	29.102	3.114	1:11.031	15		108.7
16	122	Tony Kart Racing Team	ITA	Mac Leod, Samuel	GBR	Tony Kart / Vortex / Vega	13	30.383	1.281	1:10.505	16		107.4
17	157	RK Racing Team	AUT	Stüger, Florian	DEU	RK / BMB / Vega	13	31.726	1.343	1:11.005	17		108.0
18	104	Ricky Flynn Motorsport	GBR	Hoque, Zubair	GBR	FA Kart / Vortex / Vega	13	32.117	0.391	1:11.185	18		
19	164	Daems Racing	BEL	Vandenbroek, Shane	BEL	Tony Kart / Vortex / Vega	13	33.013	0.896	1:10.405	19		107.7
20	64	Kosmic Racing Dept	ITA	Gromanová, Tereza	CZE	Kosmic / Vortex / Vega	13	34.479	1.466	1:10.856	20		106.7
21	101	LH Racing Team	SWE	Heinonen, Johannes	FIN	LH / BMB / Vega	13	36.655	2.176	1:10.565	21	+3.000	109.0
22	92	CRG SpA	ITA	Girard, Ingrid	ITA	CRG / BMB / Vega	13	37.770	1.115	1:11.766	22		108.7
23	131	Ward Racing	SWE	Nilsson, Hannes	SWE	Tony Kart / Vortex / Vega	13	54.191	16.421	1:12.838	23		107.0
24	168	Intrepid Driver Program	ITA	Verstappen, Max	NLD	Intrepid / TM / Vega	9	4 Laps	4 Laps	1:10.283	24		105.7
25	156	ADAC Motorsport	DEU	Speck, Lucas	DEU	Mach 1 / TM / Vega	7	6 Laps	2 Laps	1:12.309	25		
26	134	RK Racing Team	AUT	Pajuranta, Juuso-Matti	FIN	RK / BMB / Vega	3	10 Laps	4 Laps	1:11.402	26		
27	167	Vermeylen, Kenny	BEL	Vermeylen, Kenny	BEL	Tecno / Parilla / Vega	0	13 Laps	3 Laps		27		

No.118 Larsen, Kasper : 3 seconds penalty for leaving corridor. Art 2.20 CIK General Prescriptions. According to Stewards' Decision No.227.

No.101 Heinonen, Johannes : Time Penalty for exceeding of noise limit. According to Stewards' Decision No.225.

Not Classified

159	Kartronix	GBR	Tang, Andrew	SGP	Kosmic / TM / Vega			DNS			29		
-----	-----------	-----	---------------------	-----	--------------------	--	--	------------	--	--	-----------	--	--

Start Time : 20/07/2012 - 16:42:27

Best Lap : No.73 Boutonnet, Paul 1:09.850 71.22 Kph

Weather : Cloudy Air : 17°C Track : Drying

Last Event Record : No.168 Verstappen, Max 1:11.172 69.90 Kph

PF INT'L (GBR) - 19/07/2012 - 22/07/2012



DOCUMENT N° 227

**DÉCISION DES COMMISSAIRES SPORTIFS
 STEWARDS' DECISION**

PÉNALITÉ INFLIGÉE AU CONCURRENT (NOM) : **LH Racing Team**
 PENALTY INFLICTED UPON THE ENTRANT (NAME):

NATIONALITÉ / NATIONALITY: **SWE**

N°: **118** PILOTE : **Larsen, Kasper**
 No.: DRIVER :

Concerne la partie de l'Épreuve : **KF2 - Qualifying Heat A-B**
 Concerns the part of the event:

ÉNONCÉ / STATEMENT:

3 sec time penalty in the above session concerned

MOTIF / REASON:

The kart concerned went out of his corridor with 2 wheels before the start was given (reported by Judge of Fact). Having considered the report from Judge of Fact, having considered the relevant video sequence and after hearing the Entrant concerned, the Stewards feel that this fact contravenes art 2.20 CIK-FIA General Prescriptions and Briefing instructions. The Stewards take their decision in accordance with art 2.20 and 2.24 CIK-FIA GP and 152 and 153 FIA International Sporting Code.

Décision annoncée
 Decision announced

Date / Date: **20/07/2012**

Heure / Time: **17:29**

Nom / Name

Signature

Président du Collège / Chairman of the Panel:

Horst SEIDEL (DEU) :

Membres du Collège / Members of the Panel:

Michel WALTISPERGER (FRA) :

Richard NORBURY (GBR) :

NOTIFICATION AU CONCURRENT CONCERNÉ / NOTIFICATION TO THE RELEVANT ENTRANT

Je soussigné :
 I undersigned: Nom personnel / personal name

Représentant du Concurrent : **LH Racing Team**
 Representing the Entrant: Nom du Concurrent / Entrant's name

Certifie avoir reçu notification du document N° **227** des Commissaires Sportifs de l'Épreuve.
 Certify that I have been notified of document No. by the Stewards of the Meeting.

Date : Heure / Time: Signature :



DOCUMENT N° 225
DÉCISION DES COMMISSAIRES SPORTIFS
STEWARDS' DECISION

PÉNALITÉ INFLIGÉE AU CONCURRENT (NOM) : <i>PENALTY INFLICTED UPON THE ENTRANT (NAME):</i>	LH Racing Team
NATIONALITÉ / NATIONALITY:	SWE
N°: No.:	101
PILOTE : DRIVER :	Heinonen, Johannes

Concerne la partie de l'Épreuve : **KF2 - Qualifying Heat A-B**
Concerns the part of the event:

ÉNONCÉ / STATEMENT:
3 seconds time penalty in the Heat concerned

MOTIF / REASON:
 Exceeding the noise limit (108 db/A) during this Heat. The measured noise in accordance with art. 2.19.1 CIK Technical Regulations (published in CIK Bulletin no. 34) was 109,0 db/A. The Stewards take this decision in application of art. 11. G) CIK-FIA Specific Prescriptions.

Décision annoncée <i>Decision announced</i>	Date / Date: 20/07/2012	Heure / Time: 17:41
---	--------------------------------	----------------------------

Nom / Name	Signature
Président du Collège / <i>Chairman of the Panel:</i> Horst SEIDEL (DEU) :
Membres du Collège / <i>Members of the Panel:</i> Michel WALTISPERGER (FRA) :
Richard NORBURY (GBR) :

NOTIFICATION AU CONCURRENT CONCERNÉ / NOTIFICATION TO THE RELEVANT ENTRANT

Je soussigné :
I undersigned: Nom personnel / *personal name*

Représentant du Concurrent : **LH Racing Team**
Representing the Entrant: Nom du Concurrent / *Entrant's name*

Certifie avoir reçu notification du document N° **225** des Commissaires Sportifs de l'Épreuve.
Certify that I have been notified of document No. **225** *by the Stewards of the Meeting.*

Date : Heure / Time: Signature :



PF Int'l | 19 - 22.07.2012

CIK-FIA European KF2 Championship (Rd2)

KF2



KF2

Qualifying Heat A-B

Lap Chart

For information purposes. No official / regulatory value

	1	2	3	4	5	6	7	8	9	10	11	12	13	14	15	16	17	18	19	20	21	22	23	24	25	26	27	28
Grid	168	51	53	96	134	54	106	124	85	169	167	118	73	159	122	104	102	119	129	157	164	156	72	64	101	131	92	116
Start	168	51	96	53	134	54	106	124	85	169	118	167	104	73	119	157	122	102	129	156	64	164	72	131	116	101	92	
Lap 1 Interval	168	51	96	54	53	134	106	85	169	124	157	73	129	102	119	156	64	104	118	72	116	92	131	101	164	122		
Lap 2	168	51	96	54	53	134	85	106	169	124	73	129	119	157	102	156	64	104	72	118	116	101	92	131	164	122		
Lap 3	168	51	54	96	53	134	85	169	124	106	73	129	119	157	102	156	64	104	118	72	101	116	164	131	92	122		
Lap 4	168	51	54	53	96	85	169	124	106	73	129	119	102	157	156	64	104	118	101	116	72	164	92	122	131			
Lap 5	168	51	54	53	96	85	169	106	73	124	129	119	102	157	156	64	118	104	101	116	72	164	92	122	131			
Lap 6	168	51	54	53	96	85	169	73	106	124	129	102	119	156	157	64	118	101	104	116	72	164	122	92	131			
Lap 7	168	51	54	53	96	85	169	73	106	124	129	102	119	157	118	156	64	101	104	116	72	164	122	92	131			
Lap 8	168	51	54	53	85	96	169	73	106	124	129	102	119	118	157	101	64	116	104	72	164	122	92	131				
Lap 9	168	51	54	53	85	96	169	73	106	124	129	102	119	118	157	116	101	64	72	104	122	164	92	131				
Lap 10	51	54	85	53	96	73	169	124	106	129	102	119	118	116	101	157	72	64	122	104	164	92	131					
Lap 11	51	54	85	96	53	73	169	124	129	106	102	119	118	116	72	157	101	64	122	164	104	92	131					
Lap 12	51	54	85	53	96	73	169	124	129	106	102	119	118	116	72	122	157	104	164	101	64	92	131					
Lap 13	51	54	85	53	96	73	169	124	129	106	102	119	118	116	72	122	157	104	164	101	64	92	131					





PF Int'l | 19 - 22.07.2012

CIK-FIA European KF2 Championship (Rd2)



KF2



KF2 Qualifying Heat A-B

Lap Time Analysis

For information purposes. No official / regulatory value

Laps	Sector 1	Spd 1	Sector 2	Sector 3	Spd 2	Lap Time
No.51 Leclerc, Charles						
1	24.833	96.3	22.995	23.808	109.1	1:11.636
2	24.412	97.7	22.699	23.695	107.8	1:10.806
3	24.448	98.5	22.697	23.725	108.5	1:10.870
4	24.215	99.8	22.750	23.730	108.5	1:10.695
5	24.288	102.6	22.691	23.600	107.5	1:10.579
6	24.244	99.9	22.594	23.870	108.5	1:10.708
7	24.134	100.7	22.497	23.854	108.2	1:10.485
8	23.983	106.9	22.853	23.811	108.1	1:10.647
9	23.944	104.1	22.462	23.578	108.0	1:09.984
10	24.048	93.9	22.785	23.756	108.2	1:10.589
11	24.367	96.3	22.640	23.957	107.0	1:10.964
12	24.391	100.1	22.478	24.095	106.3	1:10.964
13	25.020	95.7	22.802	24.210	94.1	1:12.032

Laps	Sector 1	Spd 1	Sector 2	Sector 3	Spd 2	Lap Time
No.53 Olsen, Dennis						
1	25.570	97.5	23.712	24.341	107.4	1:13.623
2	24.669	100.3	23.340	24.159	107.5	1:12.168
3	24.366	101.8	23.256	24.021	107.6	1:11.643
4	24.739	101.7	23.114	24.538	106.4	1:12.391
5	24.246	103.7	23.001	24.023	106.9	1:11.270
6	24.047	106.1	23.365	23.923	106.9	1:11.335
7	24.494	104.9	22.925	24.024	106.9	1:11.443
8	24.020	104.2	22.789	23.879	106.9	1:10.688
9	24.196	103.9	23.116	23.900	107.1	1:11.212
10	23.990	104.8	22.783	24.521	107.3	1:11.294
11	23.875	104.1	22.862	24.350	107.2	1:11.087
12	24.229	101.5	22.767	23.582	107.2	1:10.578
13	23.750	98.0	22.690	23.438	107.3	1:09.878

Laps	Sector 1	Spd 1	Sector 2	Sector 3	Spd 2	Lap Time
No.54 Camponeschi, Flavio						
1	25.588	99.2	23.292	24.097	106.5	1:12.977
2	24.508	97.0	22.799	24.099	107.2	1:11.406
3	24.668	97.8	22.934	23.757	107.1	1:11.359
4	24.396	99.2	22.655	23.668	106.9	1:10.719
5	24.488	101.0	22.589	23.979	107.1	1:11.056
6	24.493	99.9	22.584	24.008	107.1	1:11.085
7	24.282	103.0	22.557	23.475	106.8	1:10.314
8	24.184	104.1	22.408	23.617	107.2	1:10.209
9	24.417	101.0	22.381	23.541	106.5	1:10.339
10	24.208	103.8	22.798	23.866	107.2	1:10.872
11	24.495	99.5	22.770	24.167	105.5	1:11.432
12	24.332	101.5	22.824	23.969	106.6	1:11.125
13	24.502	99.7	23.076	23.384	104.5	1:10.962

Laps	Sector 1	Spd 1	Sector 2	Sector 3	Spd 2	Lap Time
No.64 Gromanová, Tereza						
1	27.847	84.0	25.430	24.798	103.8	1:18.075
2	25.228	100.0	23.455	25.132	104.4	1:13.815
3	25.018	102.6	23.169	24.423	104.2	1:12.610
4	25.011	99.6	23.298	24.511	104.5	1:12.820
5	25.158	99.7	23.260	24.213	103.7	1:12.631

Laps	Sector 1	Spd 1	Sector 2	Sector 3	Spd 2	Lap Time
6	24.900	99.9	23.234	24.488	103.7	1:12.622
7	25.359	99.3	23.305	25.119	104.1	1:13.783
8	24.725	99.2	23.967	25.245	104.1	1:13.937
9	24.415	99.3	23.517	24.518	104.4	1:12.450
10	24.476	99.9	23.036	24.641	104.6	1:12.153
11	24.448	97.3	22.893	24.167	104.1	1:11.508
12	25.583	92.1	26.037	24.785	104.1	1:16.405
13	24.227	103.3	22.676	23.953	104.0	1:10.856

Laps	Sector 1	Spd 1	Sector 2	Sector 3	Spd 2	Lap Time
No.72 Borge Andersen, Mats						
1	28.199	91.5	25.629	24.890	101.1	1:18.718
2	25.462	101.3	23.844	24.581	101.5	1:13.887
3	25.359	101.4	24.202	24.658	102.4	1:14.219
4	25.130	101.2	23.730	25.550	102.3	1:14.410
5	24.818	100.1	23.105	24.623	102.3	1:12.546
6	24.683	100.4	23.846	24.441	102.4	1:12.970
7	24.549	100.9	22.989	24.705	102.3	1:12.243
8	24.529	100.8	22.963	24.328	102.5	1:11.820
9	24.568	101.1	23.087	24.209	102.5	1:11.864
10	24.470	100.9	22.979	24.294	102.0	1:11.743
11	24.320	100.5	22.616	24.263	101.1	1:11.199
12	24.760	100.1	22.608	23.920	102.2	1:11.288
13	23.920	100.8	22.538	24.573	101.3	1:11.031

Laps	Sector 1	Spd 1	Sector 2	Sector 3	Spd 2	Lap Time
No.73 Boutonnet, Paul						
1	27.674	97.6	23.760	25.541	104.2	1:16.975
2	24.709	104.4	23.692	24.107	107.5	1:12.508
3	24.523	99.2	23.028	24.122	107.0	1:11.673
4	24.517	100.0	23.155	23.843	107.2	1:11.515
5	24.611	102.0	23.310	24.172	107.3	1:12.093
6	24.193	104.1	23.069	23.849	106.8	1:11.111
7	24.184	104.3	22.784	23.776	104.9	1:10.744
8	24.240	102.3	22.617	23.688	107.4	1:10.545
9	24.063	99.3	22.738	23.687	106.2	1:10.488
10	24.038	98.6	22.938	23.539	107.6	1:10.515
11	24.063	104.3	23.484	23.401	107.4	1:10.948
12	23.994	100.8	22.410	23.446	107.7	1:09.850
13	23.740	98.5	22.832	23.587	107.6	1:10.159

Laps	Sector 1	Spd 1	Sector 2	Sector 3	Spd 2	Lap Time
No.85 Fioravanti, Damiano						
1	26.579	98.6	23.871	24.643	106.0	1:15.093
2	24.751	96.3	23.008	23.757	105.7	1:11.516
3	24.696	101.7	23.361	23.836	105.0	1:11.893
4	24.606	95.4	23.052	24.473	104.4	1:12.131
5	24.421	98.9	22.865	23.889	106.1	1:11.175
6	24.563	97.4	22.829	23.861	105.8	1:11.253
7	24.369	95.9	23.044	23.788	105.6	1:11.201
8	24.469	102.0	23.030	23.587	104.7	1:11.086
9	24.033	101.9	22.681	23.683	105.6	1:10.397
10	24.020	100.0	22.620	23.743	105.3	1:10.383
11	23.985	96.7	22.722	23.938	103.6	1:10.645
12	23.939	98.0	22.754	23.674	103.7	1:10.367





PF Int'l | 19 - 22.07.2012

CIK-FIA European KF2 Championship (Rd2)



KF2



KF2

Qualifying Heat A-B

Lap Time Analysis

For information purposes. No official / regulatory value

Laps	Sector 1	Spd 1	Sector 2	Sector 3	Spd 2	Lap Time
13	24.074	96.0	22.739	23.427	103.8	1:10.240
No.92 Girard, Ingrid						
1	28.190	86.4	25.334	25.638	104.5	1:19.162
2	25.640	94.9	24.314	24.866	104.8	1:14.820
3	25.534	92.9	24.812	25.245	104.0	1:15.591
4	25.458	92.6	23.566	24.777	104.1	1:13.801
5	25.063	95.1	23.410	24.875	103.9	1:13.348
6	25.212	97.3	23.463	24.833	104.0	1:13.508
7	24.777	92.4	23.428	24.684	104.0	1:12.889
8	24.566	96.6	23.187	24.549	103.6	1:12.302
9	24.464	90.2	23.376	24.846	103.6	1:12.686
10	24.344	94.2	23.206	24.387	104.0	1:11.937
11	24.224	99.0	23.319	24.604	103.7	1:12.147
12	24.472	95.8	23.364	24.396	104.1	1:12.232
13	24.125	101.0	23.257	24.384	103.9	1:11.766
No.96 Hamilton, Alexander						
1	25.390	102.0	22.915	24.169	104.1	1:12.474
2	25.009	102.8	22.748	24.060	104.4	1:11.817
3	24.886	103.1	23.757	24.350	104.4	1:12.993
4	24.871	103.2	23.669	24.458	104.2	1:12.998
5	24.784	102.5	22.799	24.054	104.5	1:11.637
6	24.562	102.5	22.620	24.062	104.0	1:11.244
7	24.475	103.3	22.928	23.903	104.2	1:11.306
8	25.073	102.7	22.932	23.855	104.4	1:11.860
9	24.330	103.4	22.452	23.908	103.5	1:10.690
10	24.144	103.3	22.375	23.845	103.8	1:10.364
11	24.260	102.1	22.498	24.020	104.0	1:10.778
12	25.042	102.8	22.384	23.574	103.4	1:11.000
13	23.919	102.5	22.582	23.503	104.1	1:10.004
No.101 Heinonen, Johannes						
1	29.045	84.3	25.126	25.688	105.8	1:19.859
2	25.608	104.0	23.491	24.915	105.9	1:14.014
3	25.651	97.8	23.374	24.457	105.5	1:13.482
4	24.811	103.0	23.441	24.614	105.4	1:12.866
5	24.495	102.8	23.182	24.005	105.5	1:11.682
6	24.641	104.4	23.320	24.468	105.2	1:12.429
7	24.562	104.3	23.078	24.327	105.5	1:11.967
8	24.514	101.4	23.387	25.003	105.2	1:12.904
9	24.342	103.4	23.033	25.270	105.5	1:12.645
10	24.051	103.6	22.779	23.735	105.4	1:10.565
11	24.350	104.4	23.228	25.454	103.2	1:13.032
12	26.275	102.0	25.101	24.839	105.6	1:16.215
13	23.929	103.9	22.910	23.757	105.4	1:10.596
No.102 Helgheim, Oystein						
1	27.751	95.9	24.548	25.048	104.9	1:17.347
2	24.774	104.4	24.087	25.499	106.1	1:14.360
3	24.813	98.3	23.072	24.550	106.1	1:12.435
4	24.737	99.4	23.354	23.957	105.8	1:12.048

Laps	Sector 1	Spd 1	Sector 2	Sector 3	Spd 2	Lap Time
5	24.662	104.4	23.055	24.218	105.7	1:11.935
6	24.422	103.0	23.509	24.366	106.0	1:12.297
7	24.485	101.5	23.056	24.302	105.7	1:11.843
8	24.314	102.0	23.227	24.350	105.5	1:11.891
9	24.265	103.0	23.085	24.157	105.6	1:11.507
10	24.182	102.7	22.785	23.744	105.8	1:10.711
11	24.120	101.6	22.887	23.997	105.9	1:11.004
12	24.118	104.5	22.707	23.727	106.0	1:10.552
13	23.818	102.5	22.633	23.562	105.8	1:10.013
No.104 Hoque, Zubair						
1	29.076	86.9	25.394	24.994	105.8	1:19.464
2	25.239	101.3	23.620	25.348	106.0	1:14.207
3	25.203	101.6	23.573	24.809	106.3	1:13.585
4	24.705	101.6	23.268	24.612	106.3	1:12.585
5	25.370	102.0	23.112	24.510	106.6	1:12.992
6	24.818	103.9	23.906	24.735	106.9	1:13.459
7	24.476	101.0	23.107	24.273	107.1	1:11.856
8	24.376	102.7	24.307	24.736	106.7	1:13.419
9	24.520	104.7	23.328	24.736	106.8	1:12.584
10	24.433	97.5	23.553	24.473	106.8	1:12.459
11	24.043	95.6	23.900	24.677	106.8	1:12.620
12	24.146	98.6	23.454	24.053	106.7	1:11.653
13	24.100	101.6	22.991	24.094	106.5	1:11.185
No.106 Ippolito, Paolo						
1	26.414	102.3	23.747	24.943	103.9	1:15.104
2	24.693	101.3	22.983	24.702	103.0	1:12.378
3	24.800	100.6	24.457	24.242	104.2	1:13.499
4	24.637	101.0	23.444	23.909	104.2	1:11.990
5	24.563	101.4	23.298	23.788	103.8	1:11.649
6	24.452	100.3	22.993	24.724	101.5	1:12.169
7	24.390	105.0	23.047	25.055	104.0	1:12.492
8	24.357	102.7	22.968	23.680	103.5	1:11.005
9	24.113	102.8	22.951	23.856	103.8	1:10.920
10	24.281	105.2	23.685	24.131	103.9	1:12.097
11	24.134	104.2	23.741	24.766	104.7	1:12.641
12	23.855	102.7	22.764	23.914	104.0	1:10.533
13	23.893	103.0	22.510	23.750	104.4	1:10.153
No.116 Krebs, Thomas S.						
1	29.400	87.3	24.779	24.969	105.5	1:19.148
2	25.274	95.5	23.946	25.539	106.2	1:14.759
3	25.720	101.8	24.128	24.433	105.1	1:14.281
4	24.826	97.1	23.216	24.648	105.4	1:12.690
5	24.578	98.9	23.129	24.395	105.3	1:12.102
6	24.544	96.8	23.097	24.775	105.8	1:12.416
7	24.676	98.0	22.902	24.134	106.5	1:11.712
8	24.528	96.1	23.340	25.018	106.0	1:12.886
9	24.575	100.5	22.870	23.989	105.0	1:11.434
10	24.189	99.8	22.712	23.928	105.5	1:10.829
11	24.239	99.1	22.681	23.757	105.2	1:10.677





PF Int'l | 19 - 22.07.2012

CIK-FIA European KF2 Championship (Rd2)



KF2



KF2

Qualifying Heat A-B

Lap Time Analysis

For information purposes. No official / regulatory value

Laps	Sector 1	Spd 1	Sector 2	Sector 3	Spd 2	Lap Time
12	24.079	102.0	22.762	23.457	105.1	1:10.298
13	24.244	101.1	23.110	24.071	104.4	1:11.425
No.118 Larsen, Kasper						
1	26.731	95.5	24.301	28.820	88.5	1:19.852
2	25.319	96.9	24.630	25.364	105.3	1:15.313
3	24.912	100.7	23.080	24.690	105.5	1:12.682
4	24.889	95.6	23.171	24.219	106.3	1:12.279
5	24.900	103.3	22.861	24.022	105.5	1:11.783
6	24.647	102.4	22.887	24.503	105.0	1:12.037
7	24.637	99.6	22.940	25.046	105.9	1:12.623
8	25.120	103.7	22.760	24.508	105.1	1:12.388
9	24.345	102.7	22.463	24.483	104.1	1:11.291
10	24.337	102.7	22.824	23.984	104.1	1:11.145
11	24.250	103.7	22.693	23.827	104.0	1:10.770
12	24.014	99.0	22.688	23.848	104.6	1:10.550
13	23.853	103.5	22.690	23.887	105.1	1:10.430
No.119 Lavelli, Kevin						
1	28.291	86.7	24.823	25.047	102.3	1:18.161
2	25.031	100.7	23.360	24.347	103.2	1:12.738
3	24.984	96.4	23.100	24.079	103.9	1:12.163
4	24.774	101.4	23.250	24.018	103.6	1:12.042
5	24.890	97.6	23.329	24.356	103.2	1:12.575
6	24.946	95.8	23.521	25.632	103.3	1:14.099
7	24.720	101.8	23.081	24.083	103.6	1:11.884
8	24.589	96.0	23.209	24.012	103.3	1:11.810
9	24.427	98.5	22.971	24.096	103.4	1:11.494
10	24.602	99.5	22.938	24.145	103.1	1:11.685
11	24.403	100.7	22.608	24.051	103.3	1:11.062
12	24.262	95.3	22.570	24.458	103.2	1:11.290
13	24.169	99.6	22.506	23.804	102.8	1:10.479
No.122 MacLeod, Samuel						
1	26.845	90.5	37.348	24.494	105.4	1:28.687
2	24.798	97.8	23.644	23.981	105.6	1:12.423
3	24.799	98.6	23.558	24.334	105.9	1:12.691
4	24.803	98.3	23.021	24.469	105.5	1:12.293
5	24.583	101.6	23.009	24.458	105.3	1:12.050
6	24.610	103.8	23.109	23.976	105.6	1:11.695
7	24.301	103.8	23.089	23.855	105.3	1:11.245
8	24.306	102.3	23.173	24.038	104.9	1:11.517
9	24.566	103.2	23.052	24.083	106.0	1:11.701
10	24.357	99.8	23.124	24.019	106.2	1:11.500
11	24.416	101.9	23.140	23.948	105.0	1:11.504
12	25.260	102.7	23.136	23.972	103.3	1:12.368
13	24.102	100.8	22.774	23.629	105.1	1:10.505
No.124 Mäntylä, Ville						
1	27.340	90.8	24.136	25.273	107.0	1:16.749
2	24.628	102.0	22.800	24.142	107.8	1:11.570
3	24.610	100.0	23.215	24.222	107.9	1:12.047

Laps	Sector 1	Spd 1	Sector 2	Sector 3	Spd 2	Lap Time
4	24.716	102.0	23.525	23.947	107.4	1:12.188
5	24.642	99.4	24.069	24.481	106.8	1:13.192
6	24.257	100.6	23.104	23.756	109.0	1:11.117
7	24.474	94.6	23.110	25.006	106.2	1:12.590
8	24.502	100.0	22.786	23.709	106.5	1:10.997
9	24.023	95.4	22.992	23.854	107.3	1:10.869
10	24.292	101.0	23.071	23.626	107.9	1:10.989
11	23.934	99.2	23.006	23.524	106.8	1:10.464
12	24.089	107.3	22.644	23.633	106.5	1:10.366
13	23.863	101.7	22.706	23.950	104.9	1:10.519
No.129 Nielsen, Nicklas						
1	27.511	99.2	24.621	24.771	101.0	1:16.903
2	25.047	102.7	23.717	24.599	103.6	1:13.363
3	24.762	102.3	23.000	24.304	103.6	1:12.066
4	24.687	102.0	22.873	24.424	103.6	1:11.984
5	24.812	101.2	22.737	24.375	103.2	1:11.924
6	24.631	102.2	22.899	24.376	103.6	1:11.906
7	24.576	102.0	22.825	24.051	103.8	1:11.452
8	24.474	101.7	22.721	23.865	103.8	1:11.060
9	24.333	102.9	22.992	24.128	103.2	1:11.453
10	24.130	101.4	22.516	23.822	104.3	1:10.468
11	24.096	101.1	22.944	23.893	102.5	1:10.933
12	23.942	101.0	22.355	23.964	102.0	1:10.261
13	23.860	100.3	22.471	23.833	103.7	1:10.164
No.131 Nilsson, Hannes						
1	29.130	87.1	24.854	25.829	103.0	1:19.813
2	25.873	90.8	24.427	25.036	102.9	1:15.336
3	25.683	100.9	23.854	25.253	102.2	1:14.790
4	26.159	94.2	23.886	25.274	102.2	1:15.319
5	25.423	95.9	23.567	25.279	102.6	1:14.269
6	25.501	101.0	24.272	25.160	102.6	1:14.933
7	25.666	99.3	24.446	25.197	102.3	1:15.309
8	25.666	100.7	23.894	25.244	102.3	1:14.804
9	25.605	95.9	23.937	25.289	102.5	1:14.831
10	25.160	100.2	24.037	24.934	102.2	1:14.131
11	25.080	100.7	23.617	24.654	102.3	1:13.351
12	24.931	98.7	23.542	24.815	102.1	1:13.288
13	24.848	99.5	23.024	24.966	102.0	1:12.838
No.134 Pajuranta, Juuso-Matti						
1	26.165	102.4	24.139	24.329	104.2	1:14.633
2	24.639	103.4	22.727	24.036	104.6	1:11.402
3	24.611	105.8	23.005	24.082	104.7	1:11.698
No.156 Speck, Lucas						
1	27.762	92.1	25.414	24.799	107.3	1:17.975
2	25.014	97.9	23.445	25.445	108.4	1:13.904
3	24.875	102.6	23.337	24.459	108.2	1:12.671
4	24.649	99.7	23.234	24.529	108.1	1:12.412
5	24.717	98.8	23.297	24.295	108.1	1:12.309





PF Int'l | 19 - 22.07.2012

CIK-FIA European KF2 Championship (Rd2)



KF2

Qualifying Heat A-B

Lap Time Analysis

For information purposes. No official / regulatory value

Laps	Sector 1	Spd 1	Sector 2	Sector 3	Spd 2	Lap Time
6	24.468	96.2	23.096	24.852	102.9	1:12.416
7	25.501	96.1	24.101	24.978	108.3	1:14.580

No.157 Stüger, Florian

1	27.643	94.6	24.354	24.508	101.2	1:16.505
2	25.074	101.1	24.599	25.146	102.3	1:14.819
3	24.899	99.7	23.307	24.492	101.9	1:12.698
4	24.696	101.7	23.247	24.918	102.3	1:12.861
5	24.842	100.6	23.061	24.334	102.7	1:12.237
6	24.679	101.9	22.952	25.323	101.0	1:12.954
7	25.485	101.5	23.322	25.259	102.0	1:14.066
8	25.170	102.3	23.566	24.830	102.0	1:13.566
9	24.418	101.4	22.757	24.643	102.0	1:11.818
10	24.261	101.2	22.660	25.524	101.4	1:12.445
11	24.552	101.2	23.208	24.898	100.5	1:12.658
12	26.693	98.1	22.950	24.286	101.9	1:13.929
13	24.146	101.6	22.782	24.077	102.0	1:11.005

No.164 Vandenbroek, Shane

1	29.957	92.5	27.597	24.593	104.5	1:22.147
2	25.157	96.8	23.912	24.361	105.4	1:13.430
3	25.009	98.1	23.939	24.631	104.8	1:13.579
4	25.024	95.5	23.982	24.231	104.3	1:13.237
5	24.892	98.9	23.494	24.250	104.9	1:12.636
6	24.781	92.8	23.466	24.325	104.9	1:12.572
7	24.668	94.4	23.322	23.986	105.0	1:11.976
8	24.482	97.4	23.270	24.250	105.2	1:12.002
9	24.472	101.9	23.825	24.090	105.1	1:12.387
10	24.253	95.2	23.212	24.377	105.4	1:11.842
11	24.177	99.2	23.767	24.319	104.6	1:12.263
12	24.248	96.2	25.282	24.052	104.7	1:13.582
13	24.054	103.8	22.893	23.458	104.8	1:10.405

No.168 Verstappen, Max

1	24.492	102.7	22.921	23.874	105.6	1:11.287
2	24.259	104.6	22.829	23.973	106.0	1:11.061
3	24.186	105.6	22.738	23.764	105.7	1:10.688
4	24.072	104.6	22.836	23.801	105.1	1:10.709
5	24.101	104.2	22.696	23.789	105.9	1:10.586
6	24.124	104.0	22.773	23.686	105.7	1:10.583
7	24.096	104.6	22.658	23.684	106.3	1:10.438
8	23.977	105.7	22.569	23.737	107.6	1:10.283
9	23.951	104.6	22.661	23.768	104.7	1:10.380

No.169 Vivacqua, Thiago

1	27.165	91.8	23.770	24.699	106.9	1:15.634
2	24.576	100.2	23.199	24.166	106.6	1:11.941
3	24.679	101.6	23.298	23.935	106.3	1:11.912
4	24.619	103.6	22.920	23.706	106.5	1:11.245
5	24.679	105.0	22.988	23.856	106.6	1:11.523
6	24.317	103.5	23.056	23.855	106.6	1:11.228
7	24.511	101.8	22.887	23.970	104.6	1:11.368

Laps	Sector 1	Spd 1	Sector 2	Sector 3	Spd 2	Lap Time
8	24.363	95.2	23.004	23.965	106.7	1:11.332
9	24.175	101.6	22.964	24.079	104.8	1:11.218
10	24.170	104.7	23.263	24.202	106.6	1:11.635
11	23.908	104.5	23.595	24.147	104.9	1:11.650
12	24.157	103.3	22.516	24.300	105.3	1:10.973
13	23.939	105.1	22.771	24.072	104.2	1:10.782





PF Int'l | 19 - 22.07.2012

CIK-FIA European KF2 Championship (Rd2)



KF2

KF2

Qualifying Heat A-B

Starting Grid

Document 25

Subject to scrutineering & sporting investigations

92	Girard, Ingrid CRG / BMB / Vega		14	116	Krebs, Thomas S. Maranello / TM / Vega	
101	Heinonen, Johannes LH / BMB / Vega		13	131	Nilsson, Hannes Tony Kart / Vortex / Vega	
72	Borge Andersen, Mats Tony Kart / Vortex / Vega		12	64	Gromanová, Tereza Kosmic / Vortex / Vega	
164	Vandenbroek, Shane Tony Kart / Vortex / Vega		11	156	Speck, Lucas Mach 1 / TM / Vega	
129	Nielsen, Nicklas Kosmic / Vortex / Vega		10	157	Stüger, Florian RK / BMB / Vega	
102	Helgheim, Oystein FK / TM / Vega		9	119	Lavelli, Kevin Top Kart / Parilla / Vega	
122	Mac Leod, Samuel Tony Kart / Vortex / Vega		8	104	Hoque, Zubair FA Kart / Vortex / Vega	
73	Boutonnet, Paul Tony Kart / Parilla / Vega		7	159	Tang, Andrew Kosmic / TM / Vega	
167	Vermeylen, Kenny Tecno / Parilla / Vega		6	118	Larsen, Kasper LH / BMB / Vega	
85	Fioravanti, Damiano Tony Kart / Vortex / Vega		5	169	Vivacqua, Thiago Zanardi / Parilla / Vega	
106	Ippolito, Paolo Kosmic / Vortex / Vega		4	124	Mäntylä, Ville Energy / Parilla / Vega	
134	Pajuranta, Juuso-Matti RK / BMB / Vega		3	54	Camponeschi, Flavio Tony Kart / Vortex / Vega	
53	Olsen, Dennis Energy / TM / Vega		2	96	Hamilton, Alexander Intrepid / TM / Vega	
168	Verstappen, Max Intrepid / TM / Vega		1	51	Leclerc, Charles ART GP / Parilla / Vega	

POLE POSITION



Start : 20/07/2012 - 16:40 13 Laps = 17.966 Km

PF INT'L (GBR) - 19/07/2012 - 22/07/2012

CIK-FIA






PF Int'l | 19 - 22.07.2012
CIK-FIA European KF2 Championship (Rd2)



KF2

Qualifying **Practice**





PF Int'l | 19 - 22.07.2012

CIK-FIA European KF2 Championship (Rd2)



KF2



KF2

Qualifying Practice (QP)

Document 24.1 OFFICIAL

Results

Subject to scrutineering & sporting investigations

Rnk	No.	Entrant	Nat	Driver	Nat	QPS1	QPS2	QPS3	QPS4	Time	Gap	Laps	Group
1	168	Intrepid Driver Program	ITA	Verstappen, Max	NLD	-	-	-	1:11.172	1:11.172		6	A
2	51	ART Grand Prix Srl	ITA	Leclerc, Charles	MCO	-	-	1:11.284	-	1:11.284	0.112	6	B
3	63	PF International Karting	GBR	Litchfield, Mark	GBR	1:11.301	-	-	-	1:11.301	0.129	6	C
4	65	Keijzer Racing	NLD	Graham, Matthew	GBR	-	1:11.901	-	-	1:11.901	0.729	7	D
5	59	Formula K	ITA	Hubert, Anthoine	GBR	-	-	-	1:11.537	1:11.537	0.365	6	E
6	55	ART Grand Prix Srl	ITA	Barnicoat, Benjamin	GBR	-	-	1:11.422	-	1:11.422	0.250	7	F
7	53	Energy Corse	ITA	Olsen, Dennis	NOR	1:11.870	-	-	-	1:11.870	0.698	6	A
8	96	Millennium Motorsport	GBR	Hamilton, Alexander	IRL	-	1:12.080	-	-	1:12.080	0.908	7	B
9	61	LH Racing Team	SWE	Joyner, Tom	GBR	-	-	-	1:11.548	1:11.548	0.376	7	C
10	154	Energy North Europe	FIN	Snell, Sam	GBR	-	-	1:11.471	-	1:11.471	0.299	6	D
11	144	Energy Corse	ITA	Romanov, Vasily	RUS	1:11.933	-	-	-	1:11.933	0.761	6	E
12	136	Tony Kart Racing Team	ITA	Paz Patric Armand, Philo	IDN	-	1:12.175	-	-	1:12.175	1.003	7	F
13	134	RK Racing Team	AUT	Pajuranta, Juuso-Matti	FIN	-	-	-	1:12.294	1:12.294	1.122	7	A
14	54	Tony Kart Racing Team	ITA	Camponeschi, Flavio	ITA	-	-	1:12.070	-	1:12.070	0.898	6	B
15	133	ART Grand Prix Srl	ITA	Nylund, Niclas	FIN	1:12.028	-	-	-	1:12.028	0.856	7	C
16	81	Millennium Motorsport	GBR	Di Folco, Alberto	ITA	-	1:12.182	-	-	1:12.182	1.010	7	D
17	140	Petit, Daniel	FRA	Petit, Hubert	FRA	-	-	-	1:12.631	1:12.631	1.459	7	E
18	139	Tony Kart Racing Team	ITA	Petjoi, Teemu Markus	FIN	-	-	1:12.253	-	1:12.253	1.081	7	F
19	106	Kosmic Racing Dept	ITA	Ippolito, Paolo	ITA	1:12.063	-	-	-	1:12.063	0.891	6	A
20	124	Energy North Europe	FIN	Mäntylä, Ville	FIN	-	1:12.325	-	-	1:12.325	1.153	7	B
21	70	Morsicani Racing	ITA	Speedy, (A. Fuoco)	ITA	-	-	-	1:12.722	1:12.722	1.550	7	C
22	97	Maranello Kart	ITA	Hansen, Andreas Sebastia	DNK	-	-	1:12.455	-	1:12.455	1.283	7	D
23	57	Energy North Europe	FIN	Tiihonen, Niklas	FIN	1:12.228	-	-	-	1:12.228	1.056	6	E
24	162	CRG SpA	ITA	Tiene, Felice	ITA	-	1:12.453	-	-	1:12.453	1.281	7	F
25	85	Tony Kart Racing Team	ITA	Fioravanti, Damiano	ITA	-	-	-	1:12.740	1:12.740	1.568	7	A
26	169	Chiesa Corse	ITA	Vivacqua, Thiago	BRA	-	-	1:12.463	-	1:12.463	1.291	7	B
27	76	VDK Racing	GBR	Compere, Victor	FRA	1:12.251	-	-	-	1:12.251	1.079	7	C
28	78	Praga Kart Racing	CZE	Dabski, Karol	POL	-	1:12.550	-	-	1:12.550	1.378	7	D
29	56	Birel Motorsport	ITA	Basz, Karol	POL	-	-	-	1:12.752	1:12.752	1.580	7	E
30	103	Genikart	ESP	Hiltbrand, Pedro	ESP	-	-	1:12.679	-	1:12.679	1.507	7	F
31	167	Vermeylen, Kenny	BEL	Vermeylen, Kenny	BEL	1:12.270	-	-	-	1:12.270	1.098	7	A
32	118	LH Racing Team	SWE	Larsen, Kasper	DNK	-	1:12.573	-	-	1:12.573	1.401	6	B
33	158	Millennium Motorsport	GBR	Sutton, David	GBR	-	-	-	1:12.825	1:12.825	1.653	7	C
34	79	Bruneau, Olivier	FRA	Deguffroy, Remy	FRA	-	-	1:12.884	-	1:12.884	1.712	7	D
35	166	CRG SpA	ITA	Varley, Luke	GBR	1:12.454	-	-	-	1:12.454	1.282	6	E
36	146	ART Grand Prix Srl	ITA	Ruuskanen, Joni	FIN	-	1:12.652	-	-	1:12.652	1.480	6	F
37	73	Borget, Bastien	FRA	Boutonnet, Paul	FRA	-	-	-	1:13.003	1:13.003	1.831	7	A
38	159	Kartronix	GBR	Tang, Andrew	SGP	-	-	1:12.950	-	1:12.950	1.778	7	B
39	147	Comer	ITA	Santilli, Alessio	ITA	1:12.499	-	-	-	1:12.499	1.327	7	C
40	120	Tony Kart Racing Team	ITA	Ling, Kang	CHN	-	1:12.716	-	-	1:12.716	1.544	6	D
41	171	RS-Motorsport	DEU	Zimmermann, Tim	DEU	-	-	-	1:13.142	1:13.142	1.970	6	E
42	117	Ward Racing	SWE	Kuusiniemi, Jussi	FIN	-	-	1:12.978	-	1:12.978	1.806	6	F
43	122	Tony Kart Racing Team	ITA	Mac Leod, Samuel	GBR	1:12.568	-	-	-	1:12.568	1.396	6	A
44	104	Ricky Flynn Motorsport	GBR	Hoque, Zubair	GBR	-	1:12.895	-	-	1:12.895	1.723	7	B
45	137	Daems Racing	BEL	Pereira, Dylan	LUX	-	-	-	1:13.185	1:13.185	2.013	7	C
46	108	Ward Racing	SWE	Jalkanen, Mattias	FIN	-	-	1:13.432	-	1:13.432	2.260	6	D
47	170	RK Racing Team	AUT	Waldherr, Michael	DEU	1:12.821	-	-	-	1:12.821	1.649	7	E
48	91	Tony Kart Racing Team	ITA	Gil Contreras, Carlos	ESP	-	1:12.916	-	-	1:12.916	1.744	7	F
49	102	Formula K	ITA	Helgheim, Oystein	NOR	-	-	-	1:13.266	1:13.266	2.094	7	A

Gap Between Series : 101.02%

PF INT'L (GBR) - 19/07/2012 - 22/07/2012

CIK-FIA





PF Int'l | 19 - 22.07.2012

CIK-FIA European KF2 Championship (Rd2)



KF2



KF2

Qualifying Practice (QP)

Document 24.1 OFFICIAL

Results

Subject to scrutineering & sporting investigations

Rnk	No.	Entrant	Nat	Driver	Nat	QPS1	QPS2	QPS3	QPS4	Time	Gap	Laps	Group
50	119	Comer	ITA	Lavelli, Kevin	ITA	-	-	1:13.447	-	1:13.447	2.275	7	B
51	172	Morsicani Racing	ITA	Walilko, Igor	POL	1:13.087	-	-	-	1:13.087	1.915	6	C
52	98	Ward Racing	SWE	Hansson, Robin L.	SWE	-	1:13.010	-	-	1:13.010	1.838	7	D
53	132	Mach 1 Motorsport	DEU	Norris, John	IRL	-	-	-	1:13.335	1:13.335	2.163	7	E
54	135	Tony Kart Racing Team	ITA	Panetta, Federico	ARG	-	-	1:13.675	-	1:13.675	2.503	7	F
55	129	Kosmic Racing Dept	ITA	Nielsen, Nicklas	DNK	1:13.158	-	-	-	1:13.158	1.986	6	A
56	157	RK Racing Team	AUT	Stüger, Florian	DEU	-	1:13.186	-	-	1:13.186	2.014	7	B
57	143	Forza Racing	GBR	Read, Josh	GBR	-	-	-	1:13.353	1:13.353	2.181	7	C
58	87	Kosmic Racing Dept	ITA	Fukuzumi, Nirei	JPN	-	-	1:13.713	-	1:13.713	2.541	7	D
59	128	Bruneau, Olivier	FRA	Moineault, Valentin	FRA	1:13.231	-	-	-	1:13.231	2.059	7	E
60	100	VDK Racing	GBR	Haublin, Thibaut	BEL	-	1:13.394	-	-	1:13.394	2.222	7	F
61	164	Daems Racing	BEL	Vandenbroek, Shane	BEL	-	-	-	1:13.750	1:13.750	2.578	7	A
62	156	ADAC Motorsport	DEU	Speck, Lucas	DEU	-	-	1:13.831	-	1:13.831	2.659	7	B
63	111	Tony Kart Racing Team	ITA	Kasai, Takashi	JPN	1:13.441	-	-	-	1:13.441	2.269	7	C
64	67	PDB Racing Team	NLD	Affolter, Joel	NLD	-	1:13.482	-	-	1:13.482	2.310	6	D
65	112	Tony Kart Racing Team	JPN	Kiyohara, Ryota	JPN	-	-	-	1:13.824	1:13.824	2.652	7	E
66	84	Nees Racing	DEU	Erle, Fabian	DEU	-	-	1:14.041	-	1:14.041	2.869	7	F
67	72	Ward Racing	SWE	Borge Andersen, Mats	NOR	1:13.751	-	-	-	1:13.751	2.579	7	A
68	64	Kosmic Racing Dept	ITA	Gromanová, Tereza	CZE	-	1:14.009	-	-	1:14.009	2.837	7	B
69	148	Comer	ITA	Savona, Federico	ITA	-	-	-	1:13.839	1:13.839	2.667	7	C
70	114	OK Kart V ACR	CZE	Kocka, Ondrej	CZE	-	-	1:15.365	-	1:15.365	4.193	7	D
71	93	GP Racing	ITA	Gonzales, Nicolas	FRA	1:13.790	-	-	-	1:13.790	2.618	7	E
72	75	Tony Kart Racing Team	ITA	Chang Wing Chung, Andy	MAC	-	1:14.061	-	-	1:14.061	2.889	6	F
73	101	LH Racing Team	SWE	Heinonen, Johannes	FIN	-	-	-	1:13.971	1:13.971	2.799	7	A
74	131	Ward Racing	SWE	Nilsson, Hannes	SWE	-	-	1:15.662	-	1:15.662	4.490	7	B
75	95	Comer	ITA	Guazzaroni, Alessio	ITA	1:13.923	-	-	-	1:13.923	2.751	7	C
76	94	BRM Racing	ITA	Grob, Dennis	CHE	-	1:14.687	-	-	1:14.687	3.515	7	D
77	123	Scuderia PCR Srl	ITA	Maestranzi, Marco	ITA	-	-	-	1:14.382	1:14.382	3.210	5	E
78	152	Intrepid Driver Program	ITA	Shiraishi, Yuta	JPN	1:14.298	-	-	-	1:14.298	3.126	7	F
79	92	CRG SpA	ITA	Girard, Ingrid	FRA	-	1:14.815	-	-	1:14.815	3.643	7	A
80	116	RS-Motorsport	DEU	Krebs, Thomas S.	DNK	-	-	-	1:17.595	1:17.595	6.423	1	B
81	149	Maranello Kart	ITA	Schettino, Mario	ITA	1:15.360	-	-	-	1:15.360	4.188	6	C

Not Classified

77	Maranello Kart	ITA	Cucco, Stefano	ITA	-	-	No Time	-	-	-	-	-	D
74	ADAC Motorsport	DEU	Brunner, Lisa Christin	DEU	-	Excluded	-	-	-	-	-	-	E
145	Birel Motorsport	ITA	Rossel, Kevin	DNK	-	-	Excluded	-	-	-	-	-	F

Gap Between Series : 101.02%

PF INT'L (GBR) - 19/07/2012 - 22/07/2012

CIK-FIA





PF Int'l | 19 - 22.07.2012

CIK-FIA European KF2 Championship (Rd2)

KF2



KF2

Qualifying Practice Series 4 (QPS4)

Document 23

Results

Subject to scrutineering & sporting investigations

Rnk	No.	Entrant	Nat	Driver	Nat	Equipment	Sector 1	Sector 2	Sector 3	Time	Gap	Laps	dB
1	168	Intrepid Driver Program	ITA	Verstappen, Max	NLD	Intrepid / TM / Vega	24.429	22.673	24.070	1:11.172		6	105.4
2	59	Formula K	ITA	Hubert, Anthoine	FR	FK / TM / Vega	24.746	23.070	23.721	1:11.537	0.365	6	106.9
3	61	LH Racing Team	SWE	Joyner, Tom	GBR	LH / BMB / Vega	24.721	22.882	23.945	1:11.548	0.376	7	108.2
4	134	RK Racing Team	AUT	Pajuranta, Juuso-Matti	FIN	RK / BMB / Vega	25.165	23.033	24.096	1:12.294	1.122	7	108.8
5	140	Petit, Daniel	FR	Petit, Hubert	FR	Sodi / Parilla / Vega	25.199	23.188	24.244	1:12.631	1.459	7	106.9
6	70	Morsicani Racing	ITA	Speedy, (A. Fuoco)	ITA	Tony Kart / Vortex / Vega	25.394	23.012	24.316	1:12.722	1.550	7	105.2
7	85	Tony Kart Racing Team	ITA	Fioravanti, Damiano	ITA	Tony Kart / Vortex / Vega	25.666	23.117	23.957	1:12.740	1.568	7	104.5
8	56	Birel Motorsport	ITA	Basz, Karol	POL	Birel / BMB / Vega	25.026	23.321	24.405	1:12.752	1.580	7	106.6
9	158	Millennium Motorsport	GBR	Sutton, David	GBR	Intrepid / TM / Vega	25.015	23.742	24.068	1:12.825	1.653	7	106.2
10	73	Borget, Bastien	FR	Boutonnet, Paul	FR	Tony Kart / Parilla / Vega	25.112	23.559	24.332	1:13.003	1.831	7	106.4
11	171	RS-Motorsport	DEU	Zimmermann, Tim	DEU	Maranello / TM / Vega	25.259	23.062	24.821	1:13.142	1.970	6	104.9
12	137	Daems Racing	BEL	Pereira, Dylan	BEL	Tony Kart / Vortex / Vega	25.287	23.567	24.331	1:13.185	2.013	7	107.4
13	102	Formula K	ITA	Helgheim, Oystein	LUX	FK / TM / Vega	25.516	23.316	24.434	1:13.266	2.094	7	105.8
14	132	Mach 1 Motorsport	DEU	Norris, John	IRL	Mach 1 / TM / Vega	25.483	23.528	24.324	1:13.335	2.163	7	104.8
15	143	Forza Racing	GBR	Read, Josh	GBR	Intrepid / TM / Vega	25.665	23.272	24.416	1:13.353	2.181	7	105.8
16	164	Daems Racing	BEL	Vandenbroek, Shane	BEL	Tony Kart / Vortex / Vega	25.674	23.578	24.498	1:13.750	2.578	7	107.6
17	112	Tony Kart Racing Team	ITA	Kiyohara, Ryota	JPN	Tony Kart / Vortex / Vega	25.566	23.458	24.800	1:13.824	2.652	7	105.1
18	148	Comer	ITA	Savona, Federico	ITA	Top Kart / Parilla / Vega	25.169	23.797	24.873	1:13.839	2.667	7	104.3
19	101	LH Racing Team	SWE	Heinonen, Johannes	FIN	LH / BMB / Vega	25.124	23.578	25.269	1:13.971	2.799	7	108.4
20	123	Scuderia PCR Srl	ITA	Maestranzi, Marco	ITA	PCR / Parilla / Vega	25.379	23.919	25.084	1:14.382	3.210	5	106.5
21	116	RS-Motorsport	DEU	Krebs, Thomas S.	DNK	Maranello / TM / Vega	28.819	24.044	24.732	1:17.595	6.423	1	

Start Time : 20/07/2012 - 15:14:35

Best Lap : No.168 Verstappen, Max

1:11.172 69.90 Kph

Weather : Cloudy Air : 17°C Track : Wet

Last Event Record : No.51 Leclerc, Charles

1:11.284 69.79 Kph

PF INT'L (GBR) - 19/07/2012 - 22/07/2012

CIK-FIA

Apex Timing





PF Int'l | 19 - 22.07.2012

CIK-FIA European KF2 Championship (Rd2)

KF2



KF2

Qualifying Practice Series 4 (QPS4)

Best Sectors Analysis

For information purposes. No official / regulatory value

S1			S2			S3		
Rnk	No.	Time	Rnk	No.	Time	Rnk	No.	Time
1	168	24.429	1	168	22.673	1	59	23.721
2	61	24.721	2	59	22.833	2	168	23.937
3	59	24.746	3	61	22.872	3	61	23.945
4	140	24.966	4	70	22.927	4	85	23.957
5	158	25.015	5	56	22.965	5	134	24.008
6	56	25.026	6	134	23.033	6	158	24.068
7	85	25.038	7	171	23.062	7	73	24.147
8	134	25.104	8	85	23.117	8	70	24.168
9	73	25.112	9	140	23.188	9	132	24.197
10	101	25.124	10	102	23.212	10	56	24.212
11	148	25.169	11	132	23.233	11	140	24.214
12	132	25.207	12	143	23.272	12	137	24.291
13	102	25.254	13	158	23.418	13	171	24.312
14	137	25.256	14	112	23.458	14	112	24.330
15	171	25.259	15	73	23.460	15	143	24.416
16	123	25.379	16	148	23.485	16	102	24.434
17	70	25.394	17	123	23.540	17	164	24.498
18	164	25.463	18	137	23.567	18	148	24.716
19	143	25.503	19	164	23.578	19	116	24.732
20	112	25.566	19	101	23.578	20	123	25.042
21	116	28.819	21	116	24.044	21	101	25.063

Ideal Lap Times						
Rnk	No.	Driver	Nat	Ideal Lap	Best Lap	Diff.
1	168	Verstappen, Max		1:11.039	1:11.172	0.133
2	59	Hubert, Anthoine		1:11.300	1:11.537	0.237
3	61	Joyner, Tom		1:11.538	1:11.548	0.010
4	85	Fioravanti, Damiano		1:12.112	1:12.740	0.628
5	134	Pajuranta, Juuso-Matti		1:12.145	1:12.294	0.149
6	56	Basz, Karol		1:12.203	1:12.752	0.549
7	140	Petit, Hubert		1:12.368	1:12.631	0.263
8	70	Speedy, (A. Fuoco)		1:12.489	1:12.722	0.233
9	158	Sutton, David		1:12.501	1:12.825	0.324
10	171	Zimmermann, Tim		1:12.633	1:13.142	0.509
11	132	Norris, John		1:12.637	1:13.335	0.698
12	73	Boutonnet, Paul		1:12.719	1:13.003	0.284
13	102	Helgheim, Oystein		1:12.900	1:13.266	0.366
14	137	Pereira, Dylan		1:13.114	1:13.185	0.071
15	143	Read, Josh		1:13.191	1:13.353	0.162
16	112	Kiyohara, Ryota		1:13.354	1:13.824	0.470
17	148	Savona, Federico		1:13.370	1:13.839	0.469
18	164	Vandenbroek, Shane		1:13.539	1:13.750	0.211
19	101	Heinonen, Johannes		1:13.765	1:13.971	0.206
20	123	Maestranzi, Marco		1:13.961	1:14.382	0.421
21	116	Krebs, Thomas S.		1:17.595	1:17.595	





PF Int'l | 19 - 22.07.2012

CIK-FIA European KF2 Championship (Rd2)



KF2



KF2

Qualifying Practice Series 4 (QPS4)

Lap Time Analysis

For information purposes. No official / regulatory value

Laps	Sector 1	Spd 1	Sector 2	Sector 3	Spd 2	Lap Time
No.56 Basz, Karol						
1	28.149	86.4	30.299	24.726	103.5	1:23.174
2	25.518	96.9	23.536	24.418	103.3	1:13.472
3	25.877	101.4	23.611	24.846	103.7	1:14.334
4	25.867	101.8	22.965	24.845	103.6	1:13.677
5	25.397	99.5	23.272	24.418	104.0	1:13.087
6	25.499	93.6	23.679	24.212	104.0	1:13.390
7	25.026	99.8	23.321	24.405	103.9	1:12.752

No.59 Hubert, Anthoine						
1	25.408	99.0	23.930	24.686	106.4	1:14.024
2	25.926	104.6	22.964	24.338	105.2	1:13.228
3	25.101	104.1	23.113	24.025	106.2	1:12.239
4	25.019	101.6	24.066	24.339	106.4	1:13.424
5	25.263	99.9	22.833	24.128	106.1	1:12.224
6	24.746	102.7	23.070	23.721	106.0	1:11.537

No.61 Joyner, Tom						
1	27.996	98.2	23.434	24.479	104.6	1:15.909
2	25.362	104.3	23.410	24.680	104.2	1:13.452
3	25.081	101.3	23.135	24.294	104.2	1:12.510
4	25.013	104.4	22.955	24.286	104.6	1:12.254
5	25.195	103.2	23.096	24.324	104.0	1:12.615
6	24.885	102.7	22.872	24.093	104.0	1:11.850
7	24.721	102.7	22.882	23.945	104.1	1:11.548

No.70 Speedy, (A. Fuoco)						
1	28.916	94.0	28.735	24.458	102.8	1:22.109
2	25.760	100.1	23.370	24.547	102.3	1:13.677
3	25.394	100.7	23.012	24.316	103.3	1:12.722
4	25.397	102.1	23.068	24.898	103.4	1:13.363
5	28.414	99.6	22.977	24.168	102.6	1:15.559
6	25.549	101.3	23.025	24.219	103.7	1:12.793
7	25.515	100.1	22.927	24.603	102.9	1:13.045

No.73 Boutonnet, Paul						
1	27.739	86.9	28.273	25.724	106.3	1:21.736
2	25.511	97.2	23.473	24.394	107.3	1:13.378
3	25.547	101.2	23.460	24.296	107.3	1:13.303
4	25.610	106.2	24.693	27.378	107.3	1:17.681
5	28.693	92.7	23.518	24.147	107.3	1:16.358
6	25.112	91.1	23.559	24.332	108.1	1:13.003
7	25.417	95.6	23.549	24.363	107.9	1:13.329

No.85 Fioravanti, Damiano						
1	28.648	78.1	24.802	25.310	104.4	1:18.760
2	25.448	95.4	23.667	24.496	105.9	1:13.611
3	25.666	100.0	23.117	23.957	105.5	1:12.740
4	25.038	94.6	23.615	24.214	105.4	1:12.867
5	25.330	89.9	23.119	24.636	104.7	1:13.085
6	25.259	99.6	23.181	24.385	106.0	1:12.825
7	26.696	92.9	23.366	24.591	105.9	1:14.653

Laps	Sector 1	Spd 1	Sector 2	Sector 3	Spd 2	Lap Time
No.101 Heinonen, Johannes						
1	28.023	89.1	24.204	25.463	103.2	1:17.690
2	26.092	100.7	23.778	25.889	105.3	1:15.759
3	25.288	95.1	23.663	25.151	105.3	1:14.102
4	25.241	99.1	23.857	27.403	104.4	1:16.501
5	25.124	103.8	23.578	25.269	105.1	1:13.971
6	25.724	101.6	24.775	25.063	105.6	1:15.562
7	25.481	104.6	23.710	26.632	105.7	1:15.823

No.102 Helgheim, Oystein						
1	27.305	91.1	23.804	24.764	106.0	1:15.873
2	25.636	95.6	23.552	25.697	105.5	1:14.885
3	26.699	96.3	24.147	24.444	106.0	1:15.290
4	25.401	99.2	23.297	24.581	105.8	1:13.279
5	25.516	103.5	23.316	24.434	106.1	1:13.266
6	25.402	95.6	23.212	25.329	106.1	1:13.943
7	25.254	102.3	23.412	24.721	106.2	1:13.387

No.112 Kiyohara, Ryota						
1	28.375	95.1	24.614	24.364	102.4	1:17.353
2	25.806	96.7	23.552	24.717	102.5	1:14.075
3	25.767	94.3	23.976	24.478	102.7	1:14.221
4	25.893	96.6	23.554	25.464	101.2	1:14.911
5	26.438	96.8	23.821	24.330	101.2	1:14.589
6	25.736	100.8	24.221	25.068	102.0	1:15.025
7	25.566	95.2	23.458	24.800	102.1	1:13.824

No.116 Krebs, Thomas S.						
1	28.819	87.3	24.044	24.732	105.2	1:17.595

No.123 Maestranzi, Marco						
1	29.305	70.4	25.514	25.079	106.0	1:19.898
2	25.710	97.7	23.776	25.042	107.1	1:14.528
3	25.450	96.2	23.540	27.088	106.5	1:16.078
4	25.379	97.8	23.919	25.084	106.3	1:14.382
5	27.623	90.1	25.133	26.812	106.8	1:19.568

No.132 Norris, John						
1	29.555	69.2	30.628	25.351	99.1	1:25.534
2	25.547	101.9	23.522	28.113	106.1	1:17.182
3	28.319	69.2	23.593	24.197	106.4	1:16.109
4	25.483	96.8	23.528	24.324	106.0	1:13.335
5	26.254	98.9	23.233	25.183	105.4	1:14.670
6	25.720	94.9	23.524	24.419	106.3	1:13.663
7	25.207	96.2	23.691	24.563	106.3	1:13.461

No.134 Pajuranta, Juuso-Matti						
1	28.805	73.5	27.735	27.232	103.8	1:23.772
2	25.563	95.1	23.442	24.276	104.5	1:13.281
3	28.031	87.3	27.133	24.438	104.6	1:19.602
4	25.604	98.7	23.275	24.757	104.2	1:13.636
5	25.385	96.7	23.477	24.008	104.4	1:12.870





PF Int'l | 19 - 22.07.2012

CIK-FIA European KF2 Championship (Rd2)



KF2



KF2

Qualifying Practice Series 4 (QPS4)

Lap Time Analysis

For information purposes. No official / regulatory value

Laps	Sector 1	Spd 1	Sector 2	Sector 3	Spd 2	Lap Time
6	25.165	98.3	23.033	24.096	104.7	1:12.294
7	25.104	95.4	23.370	24.611	104.8	1:13.085

No.137 Pereira, Dylan

1	28.607	87.4	25.028	25.279	104.7	1:18.914
2	25.763	97.0	23.708	24.979	104.9	1:14.450
3	25.601	99.6	23.915	25.450	104.6	1:14.966
4	25.650	93.6	23.742	25.290	105.3	1:14.682
5	25.256	103.1	23.581	25.004	105.2	1:13.841
6	25.287	102.7	23.567	24.331	105.4	1:13.185
7	25.267	103.2	34.902	24.291	105.7	1:24.460

No.140 Petit, Hubert

1	28.468	89.9	25.250	24.851	105.2	1:18.569
2	25.238	97.4	23.416	24.419	105.5	1:13.073
3	25.884	91.4	26.143	24.798	105.5	1:16.825
4	25.272	90.6	23.324	24.372	105.9	1:12.968
5	25.199	98.6	23.188	24.244	106.1	1:12.631
6	25.165	97.4	23.191	24.317	105.4	1:12.673
7	24.966	94.9	24.189	24.214	106.4	1:13.369

No.143 Read, Josh

1	28.316	87.9	24.459	24.919	104.5	1:17.694
2	25.938	93.8	23.825	24.817	104.5	1:14.580
3	25.578	98.9	24.039	25.426	104.6	1:15.043
4	25.675	97.7	23.707	24.781	104.2	1:14.163
5	25.503	101.0	23.345	24.776	104.4	1:13.624
6	25.665	98.9	23.272	24.416	104.4	1:13.353
7	25.520	99.5	23.297	24.563	104.3	1:13.380

No.148 Savona, Federico

1	27.828	86.5	24.770	25.107	104.5	1:17.705
2	26.150	94.0	23.912	24.806	104.5	1:14.868
3	25.714	100.8	23.507	25.076	104.3	1:14.297
4	27.859	100.5	23.584	24.716	105.1	1:16.159
5	26.012	96.2	23.485	25.541	104.5	1:15.038
6	25.324	97.7	24.483	24.738	104.6	1:14.545
7	25.169	96.5	23.797	24.873	104.7	1:13.839

No.158 Sutton, David

1	27.872	87.8	23.691	24.417	104.0	1:15.980
2	25.788	97.5	23.698	25.319	103.8	1:14.805
3	26.774	96.2	30.476	28.634	104.2	1:25.884
4	25.197	93.6	23.483	24.305	104.3	1:12.985
5	25.502	102.2	23.634	24.857	104.3	1:13.993
6	25.069	101.8	23.418	25.166	104.4	1:13.653
7	25.015	100.2	23.742	24.068	103.8	1:12.825

No.164 Vandenbroek, Shane

1	28.197	88.4	25.892	25.189	104.0	1:19.278
2	26.933	89.8	24.400	25.043	104.4	1:16.376
3	26.153	89.7	24.132	25.418	104.4	1:15.703
4	26.445	91.2	24.160	25.393	104.2	1:15.998

Laps	Sector 1	Spd 1	Sector 2	Sector 3	Spd 2	Lap Time
5	26.181	93.4	23.866	25.319	104.6	1:15.366
6	25.674	93.8	23.578	24.498	104.6	1:13.750
7	25.463	95.7	24.447	25.566	105.5	1:15.476

No.168 Verstappen, Max

1	24.429	103.2	22.673	24.070	104.2	1:11.172
2	24.599	101.7	22.894	24.010	104.5	1:11.503
3	24.585	102.3	22.829	24.038	104.8	1:11.452
4	25.113	102.7	22.691	23.937	104.8	1:11.741
5	24.491	101.8	23.011	24.317	104.9	1:11.819
6	24.632	101.9	22.950	25.262	104.7	1:12.844

No.171 Zimmermann, Tim

1	25.393	98.7	23.468	24.580	106.8	1:13.441
2	25.279	98.3	23.506	24.485	106.2	1:13.270
3	25.281	100.6	23.291	24.699	107.1	1:13.271
4	25.553	92.8	24.157	24.312	107.7	1:14.022
5	25.259	101.7	23.062	24.821	108.2	1:13.142
6	25.420	101.8	23.396	24.423	107.8	1:13.239





KF2

**Qualifying Practice Series 3 (QPS3)
Results**

Document 22.1

Subject to scrutineering & sporting investigations

Rnk	No.	Entrant	Nat	Driver	Nat	Equipment	Sector 1	Sector 2	Sector 3	Time	Gap	Laps	dB
1	51	ART Grand Prix Srl	ITA	Leclerc, Charles	MCO	ART GP / Parilla / Vega	24.569	22.764	23.951	1:11.284		6	105.9
2	55	ART Grand Prix Srl	ITA	Barnicoat, Benjamin	GBR	ART GP / Parilla / Vega	24.720	22.630	24.072	1:11.422	0.138	7	105.9
3	154	Energy North Europe	FIN	Snell, Sam	GBR	Energy / Parilla / Vega	24.861	22.818	23.792	1:11.471	0.187	6	106.8
4	54	Tony Kart Racing Team	ITA	Camponeschi, Flavio	ITA	Tony Kart / Vortex / Vega	25.014	23.035	24.021	1:12.070	0.786	6	105.9
5	139	Tony Kart Racing Team	ITA	Petjoi, Teemu Markus	FIN	Tony Kart / Vortex / Vega	25.182	23.037	24.034	1:12.253	0.969	7	105.6
6	97	Maranello Kart	ITA	Hansen, Andreas Sebast	DNK	Maranello / Maranello / Vega	25.344	23.086	24.025	1:12.455	1.171	7	107.2
7	169	Chiesa Corse	ITA	Vivacqua, Thiago	BRA	Zanardi / Parilla / Vega	25.000	23.067	24.396	1:12.463	1.179	7	107.5
8	103	Genikart	ESP	Hiltbrand, Pedro	ESP	FA Kart / Vortex / Vega	25.224	23.184	24.271	1:12.679	1.395	7	106.3
9	79	Bruneau, Olivier	FRA	Deguffroy, Remy	FRA	Tony Kart / Vortex / Vega	25.417	23.136	24.331	1:12.884	1.600	7	105.6
10	159	Kartronix	GBR	Tang, Andrew	SGP	Kosmic / TM / Vega	25.279	23.044	24.627	1:12.950	1.666	7	105.8
11	117	Ward Racing	SWE	Kuusiniemi, Jussi	FIN	Tony Kart / Vortex / Vega	25.128	23.366	24.484	1:12.978	1.694	6	105.7
12	108	Ward Racing	SWE	Jalkanen, Mattias	FIN	Tony Kart / Vortex / Vega	25.288	23.474	24.670	1:13.432	2.148	6	106.8
13	119	Comer	ITA	Lavelli, Kevin	ITA	Top Kart / Parilla / Vega	25.474	23.361	24.612	1:13.447	2.163	7	107.4
14	135	Tony Kart Racing Team	ITA	Panetta, Federico	ARG	Tony Kart / Vortex / Vega	25.314	23.841	24.520	1:13.675	2.391	7	104.3
15	87	Kosmic Racing Dept	ITA	Fukuzumi, Nirei	JPN	Kosmic / Vortex / Vega	25.652	23.474	24.587	1:13.713	2.429	7	106.5
16	156	ADAC Motorsport	DEU	Speck, Lucas	DEU	Mach 1 / TM / Vega	25.548	23.743	24.540	1:13.831	2.547	7	105.1
17	84	Nees Racing	DEU	Erle, Fabian	DEU	Maranello / TM / Vega	25.549	23.903	24.589	1:14.041	2.757	7	105.4
18	114	OK Kart V ACR	CZE	Kocka, Ondrej	CZE	Maranello / BMB / Vega	26.047	24.340	24.978	1:15.365	4.081	7	108.5
19	131	Ward Racing	SWE	Nilsson, Hannes	SWE	Tony Kart / Vortex / Vega	26.221	23.595	25.846	1:15.662	4.378	7	107.4

Not Classified

	77	Maranello Kart	ITA	Cucco, Stefano	ITA	Maranello / BMB / Vega				No Time			
	145	Birel Motorsport	ITA	Rossel, Kevin	DNK	Birel / BMB / Vega	25.865	23.559	24.100	Excluded			107.7

No.145 Rossel, Kevin : Excluded for technical non conformity. According to Stewards' Decision No.222.

Start Time : 20/07/2012 - 14:59:34

Best Lap : No.51 Leclerc, Charles

1:11.284 69.79 Kph

Weather : Rainy Air : 17°C Track : Wet

Last Event Record : No.63 Litchfield, Mark

1:11.301 69.77 Kph





DOCUMENT N° 222
DÉCISION DES COMMISSAIRES SPORTIFS
STEWARDS' DECISION

PÉNALITÉ INFLIGÉE AU CONCURRENT (NOM) : **Birel Motorsport**
 PENALTY INFLICTED UPON THE ENTRANT (NAME):
 NATIONALITÉ / NATIONALITY: **ITA**
 N°: **145** PILOTE : **Rossel, Kevin**
 No.: DRIVER :

Concerne la partie de l'Épreuve : **KF2 - Qualifying Practice Series 3**
 Concerns the part of the event:

ÉNONCÉ / STATEMENT:
Exclusion from the Qualifying Practice session

MOTIF / REASON:
 After the session concerned, the kart was checked with technical non conformity regarding power valve / using the sensor (reported by the Technical Delegate). Having considered the report from Technical Delegate and after hearing the Entrant concerned, the Steward feel that this fact contravenes art 2.20 CIK Technical Regulations 2012. The Steward take this decision in accordance with art 152 and 153 FIA International Sporting Code.

Décision annoncée Date / Date: **20/07/2012** Heure / Time: **15:52**
 Decision announced

	Nom / Name	Signature
Président du Collège / Chairman of the Panel:		
Horst SEIDEL (DEU) :	
Membres du Collège / Members of the Panel:		
Michel WALTISPERGER (FRA) :	
Richard NORBURY (GBR) :	

NOTIFICATION AU CONCURRENT CONCERNÉ / NOTIFICATION TO THE RELEVANT ENTRANT

Je soussigné :
 I undersigned: Nom personnel / personal name

Représentant du Concurrent : **Birel Motorsport**
 Representing the Entrant: Nom du Concurrent / Entrant's name

Certifie avoir reçu notification du document N° **222** des Commissaires Sportifs de l'Épreuve.
 Certify that I have been notified of document No. by the Stewards of the Meeting.

Date : Heure / Time: Signature :



PF Int'l | 19 - 22.07.2012

CIK-FIA European KF2 Championship (Rd2)



KF2

KF2

Qualifying Practice Series 3 (QPS3)

Best Sectors Analysis

For information purposes. No official / regulatory value

S1			S2			S3		
Rnk	No.	Time	Rnk	No.	Time	Rnk	No.	Time
1	51	24.554	1	55	22.630	1	154	23.792
2	55	24.720	2	51	22.680	2	139	23.818
3	154	24.861	3	154	22.818	3	51	23.951
4	103	24.930	4	54	23.011	4	55	23.961
5	54	24.992	5	139	23.037	5	54	24.021
6	169	25.000	6	159	23.044	6	97	24.025
7	117	25.128	7	169	23.067	7	79	24.195
8	139	25.134	8	97	23.086	8	169	24.254
9	87	25.169	9	79	23.136	9	103	24.271
10	97	25.194	10	103	23.184	10	87	24.320
11	159	25.220	11	108	23.360	11	135	24.446
12	108	25.288	12	119	23.361	12	117	24.484
13	135	25.314	13	117	23.366	13	156	24.540
14	79	25.414	14	156	23.395	14	159	24.543
15	156	25.453	15	87	23.474	15	84	24.589
16	119	25.474	16	135	23.561	16	119	24.612
17	84	25.540	17	131	23.595	17	108	24.670
18	114	25.884	18	84	23.629	18	114	24.882
19	131	26.167	19	114	24.213	19	131	25.312

Ideal Lap Times						
Rnk	No.	Driver	Nat	Ideal Lap	Best Lap	Diff.
1	51	Leclerc, Charles	MCO	1:11.185	1:11.284	0.099
2	55	Barnicoat, Benjamin	GBR	1:11.311	1:11.422	0.111
3	154	Snell, Sam	GBR	1:11.471	1:11.471	
4	139	Petjoi, Teemu Markus	FIN	1:11.989	1:12.253	0.264
5	54	Camponeschi, Flavio	ITA	1:12.024	1:12.070	0.046
6	97	Hansen, Andreas Sebastian	DNK	1:12.305	1:12.455	0.150
7	169	Vivacqua, Thiago	BRA	1:12.321	1:12.463	0.142
8	103	Hiltbrand, Pedro	ESP	1:12.385	1:12.679	0.294
9	79	Deguffroy, Remy	FRA	1:12.745	1:12.884	0.139
10	159	Tang, Andrew	SGP	1:12.807	1:12.950	0.143
11	87	Fukuzumi, Nirei	JPN	1:12.963	1:13.713	0.750
12	117	Kuusiniemi, Jussi	FIN	1:12.978	1:12.978	
13	108	Jalkanen, Mattias	SWE	1:13.318	1:13.432	0.114
14	135	Panetta, Federico	ARG	1:13.321	1:13.675	0.354
15	156	Speck, Lucas	DEU	1:13.388	1:13.831	0.443
16	119	Lavelli, Kevin	ITA	1:13.447	1:13.447	
17	84	Erle, Fabian	DEU	1:13.758	1:14.041	0.283
18	114	Kocka, Ondrej	CZE	1:14.979	1:15.365	0.386
19	131	Nilsson, Hannes	SWE	1:15.074	1:15.662	0.588





PF Int'l | 19 - 22.07.2012

CIK-FIA European KF2 Championship (Rd2)



KF2



KF2

Qualifying Practice Series 3 (QPS3)

Lap Time Analysis

For information purposes. No official / regulatory value

Laps	Sector 1	Spd 1	Sector 2	Sector 3	Spd 2	Lap Time
No.51 Leclerc, Charles						
1	24.876	102.7	23.502	24.120	107.5	1:12.498
2	24.989	101.3	23.088	24.424	108.7	1:12.501
3	24.740	101.8	22.904	24.094	108.4	1:11.738
4	24.554	100.2	22.921	23.990	107.0	1:11.465
5	24.979	102.5	22.680	24.110	107.8	1:11.769
6	24.569	100.1	22.764	23.951	107.3	1:11.284

Laps	Sector 1	Spd 1	Sector 2	Sector 3	Spd 2	Lap Time
No.54 Camponeschi, Flavio						
1	28.536	85.8	24.307	24.955	103.7	1:17.798
2	25.324	97.6	23.515	24.304	102.7	1:13.143
3	24.992	99.2	23.011	24.371	103.5	1:12.374
4	25.020	98.7	23.117	24.089	103.8	1:12.226
5	25.424	92.3	24.948	24.374	104.2	1:14.746
6	25.014	99.5	23.035	24.021	104.7	1:12.070

Laps	Sector 1	Spd 1	Sector 2	Sector 3	Spd 2	Lap Time
No.55 Barnicoat, Benjamin						
1	26.384	99.7	24.177	24.848	108.2	1:15.409
2	24.950	105.6	23.788	24.800	107.6	1:13.538
3	25.062	106.1	23.101	24.442	108.1	1:12.605
4	25.046	107.1	23.066	24.107	108.0	1:12.219
5	24.863	107.4	22.946	23.961	108.2	1:11.770
6	24.720	106.8	22.630	24.072	107.9	1:11.422
7	24.759	107.1	23.117	24.317	108.0	1:12.193

Laps	Sector 1	Spd 1	Sector 2	Sector 3	Spd 2	Lap Time
No.79 Deguffroy, Remy						
1	27.739	89.3	23.494	24.698	104.2	1:15.931
2	25.414	96.2	23.295	24.438	104.3	1:13.147
3	26.377	93.2	23.278	24.229	104.7	1:13.884
4	25.816	95.3	23.244	24.195	104.9	1:13.255
5	25.610	93.8	23.195	24.305	105.1	1:13.110
6	25.573	96.9	23.228	24.203	104.5	1:13.004
7	25.417	93.3	23.136	24.331	105.2	1:12.884

Laps	Sector 1	Spd 1	Sector 2	Sector 3	Spd 2	Lap Time
No.84 Erle, Fabian						
1	29.200	82.3	25.282	25.488	105.3	1:19.970
2	26.000	89.0	24.414	24.793	105.0	1:15.207
3	25.540	93.1	25.786	26.035	105.4	1:17.361
4	26.002	89.4	24.077	25.052	103.9	1:15.131
5	25.607	86.6	23.962	24.842	105.3	1:14.411
6	25.549	92.1	23.903	24.589	104.5	1:14.041
7	25.786	97.3	23.629	24.660	104.7	1:14.075

Laps	Sector 1	Spd 1	Sector 2	Sector 3	Spd 2	Lap Time
No.87 Fukuzumi, Nirei						
1	30.037	82.2	24.425	24.790	102.1	1:19.252
2	25.879	84.0	23.826	24.320	102.3	1:14.025
3	25.580	92.1	23.613	24.545	103.4	1:13.738
4	25.515	91.1	23.549	25.674	103.0	1:14.738
5	25.652	88.9	23.474	24.587	102.9	1:13.713
6	25.169	93.4	23.728	25.444	103.4	1:14.341
7	25.510	91.3	24.145	25.202	103.5	1:14.857

Laps	Sector 1	Spd 1	Sector 2	Sector 3	Spd 2	Lap Time
No.97 Hansen, Andreas Sebastian						
1	28.551	79.8	24.129	25.036	103.5	1:17.716
2	25.360	95.6	23.652	24.373	104.3	1:13.385
3	25.252	95.7	23.179	24.424	104.0	1:12.855
4	25.485	95.5	23.224	24.211	104.3	1:12.920
5	25.194	98.6	23.388	24.764	104.5	1:13.346
6	25.344	91.4	23.086	24.025	104.5	1:12.455
7	25.493	87.6	23.521	24.636	103.7	1:13.650

Laps	Sector 1	Spd 1	Sector 2	Sector 3	Spd 2	Lap Time
No.103 Hiltbrand, Pedro						
1	28.121	82.2	24.304	24.823	107.6	1:17.248
2	25.622	89.9	23.544	24.581	107.1	1:13.747
3	25.224	94.3	23.184	24.271	108.0	1:12.679
4	25.179	92.8	23.501	24.942	107.3	1:13.622
5	25.267	95.1	23.271	24.485	107.9	1:13.023
6	24.930	95.0	23.232	24.763	108.1	1:12.925
7	24.987	92.7	23.478	24.448	106.6	1:12.913

Laps	Sector 1	Spd 1	Sector 2	Sector 3	Spd 2	Lap Time
No.108 Jalkanen, Mattias						
1	25.635	95.5	23.713	25.072	101.0	1:14.420
2	26.484	80.7	23.933	24.918	98.9	1:15.335
3	25.660	96.8	23.416	24.872	100.2	1:13.948
4	25.612	98.3	23.360	24.988	102.5	1:13.960
5	25.555	99.7	30.697	25.180	102.8	1:21.432
6	25.288	90.2	23.474	24.670	101.3	1:13.432

Laps	Sector 1	Spd 1	Sector 2	Sector 3	Spd 2	Lap Time
No.114 Kocka, Ondrej						
1	27.941	79.3	24.617	24.968	106.6	1:17.526
2	26.830	86.0	25.004	24.882	105.0	1:16.716
3	26.948	85.4	24.213	25.147	103.6	1:16.308
4	26.047	88.1	24.340	24.978	104.8	1:15.365
5	25.913	91.2	24.912	25.879	104.4	1:16.704
6	26.029	89.1	24.672	24.889	105.3	1:15.590
7	25.884	91.2	24.396	25.983	105.2	1:16.263

Laps	Sector 1	Spd 1	Sector 2	Sector 3	Spd 2	Lap Time
No.117 Kuusiniemi, Jussi						
1	28.413	85.3	24.349	24.743	106.3	1:17.505
2	25.582	93.1	24.034	24.860	106.8	1:14.476
3	25.910	94.9	23.983	37.574	67.5	1:27.467
4	27.748	100.6	23.663	24.758	106.2	1:16.169
5	25.162	97.2	23.745	24.535	106.8	1:13.442
6	25.128	101.0	23.366	24.484	106.6	1:12.978

Laps	Sector 1	Spd 1	Sector 2	Sector 3	Spd 2	Lap Time
No.119 Lavelli, Kevin						
1	28.044	89.9	24.815	25.465	102.8	1:18.324
2	25.742	91.4	23.969	25.022	103.0	1:14.733
3	26.239	98.3	23.845	25.035	101.9	1:15.119
4	25.913	101.1	23.409	25.503	102.7	1:14.825
5	25.552	101.6	23.473	24.783	102.8	1:13.808
6	25.474	100.7	23.361	24.612	102.3	1:13.447
7	25.575	100.6	27.767	24.931	102.4	1:18.273





PF Int'l | 19 - 22.07.2012

CIK-FIA European KF2 Championship (Rd2)



KF2

KF2

Qualifying Practice Series 3 (QPS3)

Lap Time Analysis

For information purposes. No official / regulatory value

Laps	Sector 1	Spd 1	Sector 2	Sector 3	Spd 2	Lap Time	Laps	Sector 1	Spd 1	Sector 2	Sector 3	Spd 2	Lap Time
No.131 Nilsson, Hannes							No.159 Tang, Andrew						
1	28.285	82.5	24.819	25.704	102.0	1:18.808	1	28.356	95.1	23.652	24.795	106.8	1:16.803
2	26.605	97.4	24.211	25.374	101.8	1:16.190	2	25.776	102.4	23.879	24.730	106.9	1:14.385
3	26.775	96.8	24.807	26.264	102.0	1:17.846	3	25.617	96.6	23.600	25.091	106.9	1:14.308
4	27.554	72.7	24.823	26.306	100.8	1:18.683	4	25.447	102.5	23.622	24.956	105.6	1:14.025
5	26.167	97.9	32.535	25.312	102.4	1:24.014	5	25.220	100.8	23.160	24.676	107.0	1:13.056
6	26.241	100.6	24.094	25.694	101.6	1:16.029	6	25.279	102.0	23.044	24.627	106.0	1:12.950
7	26.221	99.9	23.595	25.846	101.7	1:15.662	7	25.583	103.1	23.262	24.543	106.9	1:13.388
No.135 Panetta, Federico							No.169 Vivacqua, Thiago						
1	28.115	90.6	24.235	24.813	102.2	1:17.163	1	30.407	92.3	23.540	25.168	105.1	1:19.115
2	25.496	98.3	24.163	24.446	102.9	1:14.105	2	25.129	98.3	23.307	24.739	106.0	1:13.175
3	25.441	98.9	23.818	24.878	102.4	1:14.137	3	25.187	100.8	23.322	24.254	106.4	1:12.763
4	25.314	96.1	23.841	24.520	102.8	1:13.675	4	25.320	104.1	23.091	24.373	106.8	1:12.784
5	25.580	99.2	23.650	24.809	102.5	1:14.039	5	25.407	102.9	23.591	24.462	107.1	1:13.460
6	25.485	98.4	23.561	24.746	103.4	1:13.792	6	25.000	99.4	23.067	24.396	106.2	1:12.463
7	25.485	99.6	23.644	24.765	103.7	1:13.894	7	25.368	100.1	23.323	24.327	106.6	1:13.018
No.139 Petjoi, Teemu Markus													
1	28.491	77.6	24.116	24.158	104.7	1:16.765							
2	26.515	98.5	23.215	23.873	105.1	1:13.603							
3	25.274	97.1	27.532	26.986	103.8	1:19.792							
4	25.143	99.4	23.438	23.818	104.9	1:12.399							
5	25.134	98.4	23.146	24.611	104.8	1:12.891							
6	25.182	100.3	23.037	24.034	104.6	1:12.253							
7	25.436	100.2	23.105	24.042	104.8	1:12.583							
No.145 Rossel, Kevin													
1	29.679	85.2	24.021	24.682	102.5	1:18.382							
2	26.075	95.4	23.430	24.512	103.1	1:14.017							
3	25.943	95.2	24.168	24.819	103.1	1:14.930							
4	26.015	99.9	23.653	24.241	103.1	1:13.909							
5	26.081	93.6	23.380	24.276	103.0	1:13.737							
6	25.533	97.8	23.647	24.627	102.8	1:13.807							
7	25.865	99.8	23.559	24.100	102.8	1:13.524							
No.154 Snell, Sam													
1	25.314	95.0	23.091	24.082	108.7	1:12.487							
2	25.083	96.0	23.231	24.067	108.7	1:12.381							
3	24.981	97.6	23.136	23.922	109.6	1:12.039							
4	24.939	98.3	23.118	23.949	108.7	1:12.006							
5	25.181	100.3	22.919	23.975	108.8	1:12.075							
6	24.861	101.0	22.818	23.792	108.6	1:11.471							
No.156 Speck, Lucas													
1	28.612	79.8	24.931	24.697	107.8	1:18.240							
2	25.572	98.8	23.808	24.880	107.8	1:14.260							
3	25.453	91.1	23.690	25.036	108.0	1:14.179							
4	25.758	86.8	23.831	24.930	107.3	1:14.519							
5	25.557	91.6	23.745	24.701	107.3	1:14.003							
6	25.548	96.9	23.743	24.540	107.2	1:13.831							
7	25.857	91.6	23.395	24.769	107.5	1:14.021							





KF2 Qualifying Practice Series 2 (QPS2)
Results

Document 21.1

Subject to scrutineering & sporting investigations

Rnk	No.	Entrant	Nat	Driver	Nat	Equipment	Sector 1	Sector 2	Sector 3	Time	Gap	Laps	dB
1	65	Keijzer Racing		Graham, Matthew		Zanardi / Parilla / Vega	24.889	23.065	23.947	1:11.901		7	106.0
2	96	Millennium Motorsport		Hamilton, Alexander		Intrepid / TM / Vega	25.129	22.651	24.300	1:12.080	0.179	7	103.8
3	136	Tony Kart Racing Team		Paz Patric Armand, Philc		Tony Kart / Vortex / Vega	25.075	23.191	23.909	1:12.175	0.274	7	107.8
4	81	Millennium Motorsport		Di Folco, Alberto		Tony Kart / TM / Vega	24.915	22.937	24.330	1:12.182	0.281	7	104.6
5	124	Energy North Europe		Mäntylä, Ville		Energy / Parilla / Vega	24.777	23.256	24.292	1:12.325	0.424	7	107.7
6	162	CRG SpA		Tiene, Felice		CRG / BMB / Vega	25.115	23.225	24.113	1:12.453	0.552	7	108.3
7	78	Praga Kart Racing		Dabski, Karol		Praga / Parilla / Vega	25.157	22.896	24.497	1:12.550	0.649	7	105.8
8	118	LH Racing Team		Larsen, Kasper		LH / BMB / Vega	25.048	23.306	24.219	1:12.573	0.672	6	108.8
9	146	ART Grand Prix Srl		Ruuskanen, Joni		ART GP / Parilla / Vega	25.167	23.072	24.413	1:12.652	0.751	6	
10	120	Tony Kart Racing Team		Ling, Kang		Tony Kart / Vortex / Vega	25.055	23.224	24.437	1:12.716	0.815	6	104.7
11	104	Ricky Flynn Motorsport		Hoque, Zubair		FA Kart / Vortex / Vega	25.205	23.291	24.399	1:12.895	0.994	7	107.2
12	91	Tony Kart Racing Team		Gil Contreras, Carlos		Tony Kart / Vortex / Vega	25.234	23.402	24.280	1:12.916	1.015	7	104.6
13	98	Ward Racing		Hansson, Robin L.		Tony Kart / Vortex / Vega	25.509	23.219	24.282	1:13.010	1.109	7	107.9
14	157	RK Racing Team		Stüger, Florian		RK / BMB / Vega	25.335	23.420	24.431	1:13.186	1.285	7	108.0
15	100	VDK Racing		Haublin, Thibaut		Kosmic / Vortex / Vega	25.213	23.316	24.865	1:13.394	1.493	7	108.7
16	67	PDB Racing Team		Affolter, Joel		Gillard / Parilla / Vega	25.500	23.100	24.882	1:13.482	1.581	6	108.3
17	64	Kosmic Racing Dept		Gromanová, Tereza		Kosmic / Vortex / Vega	25.279	23.538	25.192	1:14.009	2.108	7	106.9
18	75	Tony Kart Racing Team		Chang Wing Chung, And		Tony Kart / Vortex / Vega	25.687	23.702	24.672	1:14.061	2.160	6	105.3
19	94	BRM Racing		Grob, Dennis		BRM / TM / Vega	25.698	24.004	24.985	1:14.687	2.786	7	106.0
20	92	CRG SpA		Girard, Ingrid		CRG / BMB / Vega	25.571	23.942	25.302	1:14.815	2.914	7	108.8

Not Classified

74	ADAC Motorsport		Brunner, Lisa Christin		Mach 1 / TM / Vega	25.790	24.106	25.221	Excluded				104.5
----	-----------------	--	-------------------------------	--	--------------------	--------	--------	--------	-----------------	--	--	--	-------

No.74 Brunner, Lisa Christin : Excluded for technical non conformity. According to Stewards' Decision No.220.

Start Time : 20/07/2012 - 14:44:35

Best Lap : No.65 Graham, Matthew

1:11.901 69.19 Kph

Weather : Cloudy Air : 17°C Track : Wet

Event Record : No.63 Litchfield, Mark

1:11.301 69.77 Kph

PF INT'L (GBR) - 19/07/2012 - 22/07/2012



DOCUMENT N° 220
DÉCISION DES COMMISSAIRES SPORTIFS
STEWARDS' DECISION

PÉNALITÉ INFLIGÉE AU CONCURRENT (NOM) : **ADAC Motorsport**
PENALTY INFLICTED UPON THE ENTRANT (NAME):

NATIONALITÉ / NATIONALITY: **DEU**

N°: **74** PILOTE : **Brunner, Lisa Christin**
No.: DRIVER :

Concerne la partie de l'Épreuve : **KF2 - Qualifying Practice Series 2**
Concerns the part of the event:

ÉNONCÉ / STATEMENT:

Exclusion from Qualifying session

MOTIF / REASON:

After the session concerned, the kart was checked with technical non conformity regarding ALSPY kit (reported by the Technical Delegate). Having considered the report from Technical Delegate and after hearing the Entrant concerned, the Steward assess this fact contravenes "Instructions for mounting of ALSPY casing" and in consequence the control of the clutch is not possible. The Stewards take this decision in accordance with art 152 and 153 FIA International Sporting Code.

Décision annoncée
Decision announced

Date / Date: **20/07/2012**

Heure / Time: **15:33**

Nom / Name

Signature

Président du Collège / Chairman of the Panel:

Horst SEIDEL (DEU) :

Membres du Collège / Members of the Panel:

Michel WALTISPERGER (FRA) :

Richard NORBURY (GBR) :

NOTIFICATION AU CONCURRENT CONCERNÉ / NOTIFICATION TO THE RELEVANT ENTRANT

Je soussigné :
I undersigned: Nom personnel / personal name

Représentant du Concurrent : **ADAC Motorsport**
Representing the Entrant: Nom du Concurrent / Entrant's name

Certifie avoir reçu notification du document N° **220** des Commissaires Sportifs de l'Épreuve.
Certify that I have been notified of document No. by the Stewards of the Meeting.

Date : Heure / Time: Signature :



PF Int'l | 19 - 22.07.2012

CIK-FIA European KF2 Championship (Rd2)



KF2

KF2

Qualifying Practice Series 2 (QPS2)

Best Sectors Analysis

For information purposes. No official / regulatory value

S1			S2			S3		
Rnk	No.	Time	Rnk	No.	Time	Rnk	No.	Time
1	124	24.777	1	96	22.651	1	136	23.909
2	65	24.841	2	78	22.896	2	65	23.947
3	81	24.874	3	81	22.937	3	162	24.113
4	136	24.987	4	120	23.055	4	118	24.219
5	162	25.015	5	65	23.065	5	146	24.227
6	118	25.048	6	146	23.072	6	81	24.265
7	120	25.055	7	67	23.100	7	96	24.272
8	96	25.080	8	162	23.104	8	91	24.280
9	67	25.086	9	136	23.191	9	98	24.282
10	157	25.088	10	104	23.216	10	124	24.292
11	78	25.157	11	98	23.219	11	104	24.399
12	91	25.162	12	124	23.226	12	157	24.431
13	146	25.167	13	157	23.245	13	120	24.437
14	104	25.205	14	91	23.280	14	78	24.497
15	100	25.213	15	118	23.306	15	64	24.515
16	64	25.279	16	100	23.316	16	75	24.602
17	75	25.390	17	64	23.411	17	100	24.679
18	94	25.413	18	75	23.702	18	67	24.807
19	98	25.470	19	92	23.818	19	94	24.985
20	92	25.571	20	94	23.878	20	92	25.302

Ideal Lap Times									
Rnk	No.	Driver	Nat	Ideal Lap	Best Lap	Diff.			
1	65	Graham, Matthew	GBR	1:11.853	1:11.901	0.048			
2	96	Hamilton, Alexander	IRL	1:12.003	1:12.080	0.077			
3	81	Di Folco, Alberto	ITA	1:12.076	1:12.182	0.106			
4	136	Paz Patric Armand, Philo	IDN	1:12.087	1:12.175	0.088			
5	162	Tiene, Felice	ITA	1:12.232	1:12.453	0.221			
6	124	Mäntylä, Ville	FIN	1:12.295	1:12.325	0.030			
7	146	Ruuskanen, Joni	FIN	1:12.466	1:12.652	0.186			
8	120	Ling, Kang	CHN	1:12.547	1:12.716	0.169			
9	78	Dabski, Karol	POL	1:12.550	1:12.550				
10	118	Larsen, Kasper	DNK	1:12.573	1:12.573				
11	91	Gil Contreras, Carlos	ESP	1:12.722	1:12.916	0.194			
12	157	Stüger, Florian	DEU	1:12.764	1:13.186	0.422			
13	104	Hoque, Zubair	GBR	1:12.820	1:12.895	0.075			
14	98	Hansson, Robin L.	SWE	1:12.971	1:13.010	0.039			
15	67	Affolter, Joel	NLD	1:12.993	1:13.482	0.489			
16	64	Gromanová, Tereza	CZE	1:13.205	1:14.009	0.804			
17	100	Haublin, Thibaut	BEL	1:13.208	1:13.394	0.186			
18	75	Chang Wing Chung, Andy	HKG	1:13.694	1:14.061	0.367			
19	94	Grob, Dennis	CHE	1:14.276	1:14.687	0.411			
20	92	Girard, Ingrid	FRA	1:14.691	1:14.815	0.124			





PF Int'l | 19 - 22.07.2012

CIK-FIA European KF2 Championship (Rd2)



KF2



KF2

Qualifying Practice Series 2 (QPS2)

Lap Time Analysis

For information purposes. No official / regulatory value

Laps	Sector 1	Spd 1	Sector 2	Sector 3	Spd 2	Lap Time
No.64 Gromanová, Tereza						
1	30.224	80.0	25.474	25.380	102.7	1:21.078
2	25.883	94.7	24.026	24.809	102.9	1:14.718
3	26.625	97.6	23.888	24.610	103.5	1:15.123
4	25.507	100.3	23.789	24.816	104.2	1:14.112
5	25.534	101.4	24.059	24.645	103.6	1:14.238
6	26.324	94.5	23.411	24.515	103.8	1:14.250
7	25.279	101.9	23.538	25.192	103.7	1:14.009

No.65 Graham, Matthew						
1	28.362	82.5	23.968	24.717	107.2	1:17.047
2	25.282	100.9	23.474	24.654	107.1	1:13.410
3	25.591	100.8	23.268	24.277	106.9	1:13.136
4	25.117	98.9	23.997	24.457	106.9	1:13.571
5	25.299	97.5	23.210	24.029	106.6	1:12.538
6	24.889	100.9	23.065	23.947	106.5	1:11.901
7	24.841	102.3	23.272	24.070	106.6	1:12.183

No.67 Affolter, Joel						
1	25.500	104.1	23.100	24.882	107.1	1:13.482
2	25.215	93.9	23.792	24.988	107.8	1:13.995
3	25.334	96.5	23.775	25.093	99.6	1:14.202
4	27.082	101.7	25.570	25.568	107.3	1:18.220
5	25.086	101.1	23.731	25.245	107.7	1:14.062
6	25.147	102.0	23.745	24.807	107.0	1:13.699

No.74 Brunner, Lisa Christin						
1	30.771	74.3	25.115	26.168	99.5	1:22.054
2	26.182	85.4	24.109	25.346	106.3	1:15.637
3	25.927	90.7	24.674	25.916	106.5	1:16.517
4	26.094	93.1	24.237	25.356	106.5	1:15.687
5	26.059	93.8	24.234	25.518	106.6	1:15.811
6	25.982	88.9	24.241	25.259	106.3	1:15.482
7	25.790	88.4	24.106	25.221	106.0	1:15.117

No.75 Chang Wing Chung, Andy						
1	25.668	89.7	23.886	24.602	102.6	1:14.156
2	25.927	95.1	24.301	25.072	102.6	1:15.300
3	25.687	99.7	23.702	24.672	100.7	1:14.061
4	25.881	96.3	24.708	24.936	101.6	1:15.525
5	25.421	98.5	23.771	24.889	101.3	1:14.081
6	25.390	99.6	23.723	25.007	98.5	1:14.120

No.78 Dabski, Karol						
1	29.077	90.5	23.817	24.586	104.4	1:17.480
2	25.269	99.9	23.255	24.524	104.7	1:13.048
3	25.382	102.1	23.075	25.732	103.4	1:14.189
4	25.428	100.8	23.057	24.580	105.1	1:13.065
5	31.986	99.9	23.162	24.614	104.8	1:19.762
6	25.236	99.8	23.046	24.637	104.7	1:12.919
7	25.157	99.2	22.896	24.497	104.7	1:12.550

Laps	Sector 1	Spd 1	Sector 2	Sector 3	Spd 2	Lap Time
No.81 Di Folco, Alberto						
1	28.217	89.1	23.884	24.856	104.0	1:16.957
2	25.248	98.5	23.280	24.516	104.0	1:13.044
3	24.937	102.4	23.202	24.265	104.1	1:12.404
4	25.022	98.3	23.622	24.354	104.2	1:12.998
5	25.138	96.1	22.974	24.526	104.5	1:12.638
6	24.874	96.0	22.968	24.345	104.0	1:12.187
7	24.915	99.0	22.937	24.330	103.9	1:12.182

No.91 Gil Contreras, Carlos						
1	28.178	87.4	24.242	25.446	103.9	1:17.866
2	25.528	92.5	23.423	24.506	104.2	1:13.457
3	25.270	94.9	23.407	24.482	103.3	1:13.159
4	25.267	97.5	23.280	24.635	104.0	1:13.182
5	25.373	100.7	23.407	24.559	103.9	1:13.339
6	25.162	98.0	23.593	24.663	102.6	1:13.418
7	25.234	98.6	23.402	24.280	103.5	1:12.916

No.92 Girard, Ingrid						
1	28.620	79.1	24.774	26.014	105.2	1:19.408
2	25.990	91.9	23.818	25.684	105.1	1:15.492
3	26.993	88.5	24.245	25.599	105.2	1:16.837
4	25.921	92.4	24.332	25.322	105.2	1:15.575
5	25.938	86.9	24.184	25.486	105.4	1:15.608
6	25.718	89.9	24.170	25.339	105.3	1:15.227
7	25.571	85.1	23.942	25.302	105.2	1:14.815

No.94 Grob, Dennis						
1	27.414	85.3	25.048	25.707	103.7	1:18.169
2	25.944	99.9	24.382	25.612	100.5	1:15.938
3	25.811	105.1	25.099	26.622	103.6	1:17.532
4	26.046	99.8	24.248	25.506	105.4	1:15.800
5	25.802	99.6	24.103	27.056	105.2	1:16.961
6	25.413	104.0	23.878	25.459	105.3	1:14.750
7	25.698	103.8	24.004	24.985	106.4	1:14.687

No.96 Hamilton, Alexander						
1	27.969	96.6	23.724	24.833	103.2	1:16.526
2	25.825	102.5	23.200	24.600	103.7	1:13.625
3	25.249	102.8	23.652	24.272	103.6	1:13.173
4	25.223	102.5	22.909	24.319	104.0	1:12.451
5	25.099	103.2	23.084	24.412	103.7	1:12.595
6	25.080	103.1	22.947	24.283	103.8	1:12.310
7	25.129	101.4	22.651	24.300	103.7	1:12.080

No.98 Hansson, Robin L.						
1	33.222	42.9	30.439	24.848	100.0	1:28.509
2	25.694	99.0	24.089	25.203	100.2	1:14.986
3	25.689	96.6	23.870	30.894	99.1	1:20.453
4	25.636	99.2	23.710	24.781	100.7	1:14.127
5	25.537	98.6	23.409	24.593	100.7	1:13.539
6	25.509	99.4	23.219	24.282	100.7	1:13.010





PF Int'l | 19 - 22.07.2012

CIK-FIA European KF2 Championship (Rd2)



KF2



KF2

Qualifying Practice Series 2 (QPS2)

Lap Time Analysis

For information purposes. No official / regulatory value

Laps	Sector 1	Spd 1	Sector 2	Sector 3	Spd 2	Lap Time
7	25.470	98.7	23.345	24.384	100.5	1:13.199
No.100 Haublin, Thibaut						
1	29.320	78.5	24.846	25.660	100.7	1:19.826
2	25.650	96.1	24.037	24.948	102.5	1:14.635
3	25.766	101.6	23.661	24.964	102.1	1:14.391
4	25.554	102.4	23.591	24.679	102.0	1:13.824
5	25.508	100.7	23.406	24.738	104.1	1:13.652
6	25.213	101.6	23.316	24.865	101.9	1:13.394
7	25.523	98.6	23.401	24.939	101.0	1:13.863
No.104 Hoque, Zubair						
1	27.521	91.6	23.958	24.786	106.6	1:16.265
2	25.435	98.9	23.377	24.734	106.8	1:13.546
3	25.219	100.8	24.520	24.510	107.0	1:14.249
4	25.282	101.3	23.447	24.504	106.6	1:13.233
5	25.887	103.5	23.280	24.504	106.6	1:13.671
6	25.205	104.3	23.291	24.399	106.6	1:12.895
7	25.292	104.2	23.216	24.421	106.1	1:12.929
No.118 Larsen, Kasper						
1	27.462	94.1	23.720	24.553	103.4	1:15.735
2	25.680	98.6	23.855	24.993	103.8	1:14.528
3	25.434	101.4	25.611	24.620	104.0	1:15.665
4	25.074	99.0	23.575	24.297	104.1	1:12.946
5	25.326	96.8	27.775	24.661	104.2	1:17.762
6	25.048	98.4	23.306	24.219	104.4	1:12.573
No.120 Ling, Kang						
1	27.257	81.9	25.564	25.224	102.0	1:18.045
2	25.667	89.7	23.289	24.934	103.2	1:13.890
3	25.267	93.4	23.386	24.570	103.1	1:13.223
4	25.055	93.2	23.224	24.437	103.0	1:12.716
5	25.212	97.0	23.245	24.718	103.6	1:13.175
6	25.282	95.1	23.055	24.996	102.4	1:13.333
No.124 Mäntylä, Ville						
1	28.254	89.1	24.918	25.052	99.7	1:18.224
2	25.309	103.0	23.477	24.683	106.0	1:13.469
3	24.964	101.2	23.450	24.875	106.3	1:13.289
4	25.089	100.2	23.226	24.965	107.0	1:13.280
5	24.777	94.9	23.256	24.292	107.2	1:12.325
6	25.125	93.8	23.624	24.646	106.0	1:13.395
7	24.832	94.0	23.290	24.313	107.4	1:12.435
No.136 Paz Patric Armand, Philo						
1	33.851	72.2	28.385	25.462	103.7	1:27.698
2	25.393	103.3	23.744	24.476	104.9	1:13.613
3	25.515	103.5	23.657	25.031	104.3	1:14.203
4	25.261	94.6	23.631	24.454	104.9	1:13.346
5	25.123	93.3	23.687	24.300	104.3	1:13.110
6	24.987	100.4	23.195	24.205	104.6	1:12.387
7	25.075	98.6	23.191	23.909	104.9	1:12.175

Laps	Sector 1	Spd 1	Sector 2	Sector 3	Spd 2	Lap Time
No.146 Ruuskanen, Joni						
1	28.845	77.3	24.394	24.305	103.5	1:17.544
2	25.401	99.9	23.395	25.015	103.7	1:13.811
3	26.044	101.6	23.092	24.491	103.7	1:13.627
4	25.167	102.6	23.072	24.413	103.4	1:12.652
5	25.520	95.5	23.660	24.719	104.1	1:13.899
6	25.658	99.5	23.259	24.227	103.8	1:13.144
No.157 Stüger, Florian						
1	28.908	95.8	24.364	25.038	100.5	1:18.310
2	25.496	99.8	23.256	24.716	100.9	1:13.468
3	25.335	98.6	23.420	24.431	101.1	1:13.186
4	25.250	96.7	23.245	25.158	101.0	1:13.653
5	25.153	98.3	23.398	25.040	101.1	1:13.591
6	25.088	98.4	24.389	24.582	101.6	1:14.059
7	25.269	96.0	23.485	24.689	101.0	1:13.443
No.162 Tiene, Felice						
1	30.101	81.6	24.915	24.887	83.7	1:19.903
2	26.049	100.4	23.526	24.402	105.2	1:13.977
3	26.231	100.9	23.225	24.525	104.6	1:13.981
4	25.015	99.9	23.233	24.438	104.5	1:12.686
5	28.021	102.3	23.280	24.341	104.6	1:15.642
6	25.115	99.2	23.225	24.113	104.6	1:12.453
7	25.119	102.6	23.104	24.444	104.0	1:12.667





PF Int'l | 19 - 22.07.2012

CIK-FIA European KF2 Championship (Rd2)



KF2

KF2

Qualifying Practice Series 1 (QPS1)

Document 20

Results

Subject to scrutineering & sporting investigations

Rnk	No.	Entrant	Nat	Driver	Nat	Equipment	Sector 1	Sector 2	Sector 3	Time	Gap	Laps	dB
1	63	PF International Karting	GBR	Litchfield, Mark	GBR	Zanardi / Parilla / Vega	24.514	22.724	24.063	1:11.301		6	107.1
2	53	Energy Corse	ITA	Olsen, Dennis	NOR	Energy / TM / Vega	24.399	23.352	24.119	1:11.870	0.569	6	106.7
3	144	Energy Corse	ITA	Romanov, Vasilii	RUS	Energy / Parilla / Vega	24.864	22.956	24.113	1:11.933	0.632	6	106.4
4	133	ART Grand Prix Srl	ITA	Nylund, Niclas	FIN	ART GP / Parilla / Vega	24.743	23.049	24.236	1:12.028	0.727	7	106.7
5	106	Kosmic Racing Dept	ITA	Ippolito, Paolo	ITA	Kosmic / Vortex / Vega	24.861	23.140	24.062	1:12.063	0.762	6	107.2
6	57	Energy North Europe	FIN	Tiihonen, Niklas	FIN	Energy / Parilla / Vega	24.717	23.254	24.257	1:12.228	0.927	6	106.5
7	76	VDK Racing	GBR	Compere, Victor	FRA	Kosmic / Vortex / Vega	24.928	23.361	23.962	1:12.251	0.950	7	107.0
8	167	Vermeylen, Kenny	BEL	Vermeylen, Kenny	BEL	Tecno / Parilla / Vega	24.665	23.054	24.551	1:12.270	0.969	7	108.2
9	166	CRG SpA	ITA	Varley, Luke	GBR	LH / BMB / Vega	25.300	22.966	24.188	1:12.454	1.153	6	108.2
10	147	Comer	ITA	Santilli, Alessio	ITA	Top Kart / Parilla / Vega	25.019	22.998	24.482	1:12.499	1.198	7	106.8
11	122	Tony Kart Racing Team	ITA	Mac Leod, Samuel	GBR	Tony Kart / Vortex / Vega	25.078	23.401	24.089	1:12.568	1.267	6	107.6
12	170	RK Racing Team	AUT	Waldherr, Michael	DEU	RK / BMB / Vega	25.297	23.065	24.459	1:12.821	1.520	7	108.0
13	172	Morsicani Racing	ITA	Walilko, Igor	POL	Tony Kart / Vortex / Vega	25.082	23.529	24.476	1:13.087	1.786	6	106.0
14	129	Kosmic Racing Dept	ITA	Nielsen, Nicklas	DNK	Kosmic / Vortex / Vega	25.575	23.129	24.454	1:13.158	1.857	6	104.8
15	128	Bruneau, Olivier	FRA	Moineault, Valentin	FRA	Tony Kart / Vortex / Vega	25.339	23.342	24.550	1:13.231	1.930	7	108.4
16	111	Tony Kart Racing Team	ITA	Kasai, Takashi	JPN	Tony Kart / Vortex / Vega	25.148	23.439	24.854	1:13.441	2.140	7	105.2
17	72	Ward Racing	SWE	Borge Andersen, Mats	NOR	Tony Kart / Vortex / Vega	25.397	24.009	24.345	1:13.751	2.450	7	108.5
18	93	GP Racing	ITA	Gonzales, Nicolas	FRA	GP / TM / Vega	25.304	23.598	24.888	1:13.790	2.489	7	105.8
19	95	Comer	ITA	Guazzaroni, Alessio	ITA	Top Kart / Parilla / Vega	25.497	23.579	24.847	1:13.923	2.622	7	107.5
20	152	Intrepid Driver Program	ITA	Shiraishi, Yuta	JPN	Intrepid / TM / Vega	25.560	23.875	24.863	1:14.298	2.997	7	107.0
21	149	Maranello Kart	ITA	Schettino, Mario	ITA	Maranello / Maranello / Vega	26.074	24.160	25.126	1:15.360	4.059	6	104.9

Start Time : 20/07/2012 - 14:29:34

Best Lap : No.63 Litchfield, Mark

1:11.301 69.77 Kph

Weather : Cloudy Air : 17°C Track : Wet

PF INT'L (GBR) - 19/07/2012 - 22/07/2012

Page 1 / 1

CIK-FIA

Apex Timing





PF Int'l | 19 - 22.07.2012

CIK-FIA European KF2 Championship (Rd2)



KF2



KF2

Qualifying Practice Series 1 (QPS1)

Best Sectors Analysis

For information purposes. No official / regulatory value

S1			S2			S3			Ideal Lap Times						
Rnk	No.	Time	Rnk	No.	Time	Rnk	No.	Time	Rnk	No.	Driver	Nat	Ideal Lap	Best Lap	Diff.
1	53	24.399	1	63	22.697	1	76	23.962	1	63	Litchfield, Mark	GBR	1:11.216	1:11.301	0.085
2	63	24.514	2	144	22.956	2	53	23.968	2	53	Olsen, Dennis	NOR	1:11.719	1:11.870	0.151
3	167	24.665	3	166	22.966	3	63	24.005	3	144	Romanov, Vasily	RUS	1:11.933	1:11.933	
4	57	24.717	4	147	22.998	4	106	24.062	4	133	Nylund, Niclas	FIN	1:12.028	1:12.028	
5	133	24.743	5	133	23.049	5	122	24.089	5	106	Ippolito, Paolo	ITA	1:12.063	1:12.063	
6	106	24.861	6	167	23.054	6	144	24.113	6	167	Vermeyley, Kenny	BEL	1:12.106	1:12.270	0.164
7	144	24.864	7	170	23.065	7	166	24.188	7	76	Compere, Victor	FER	1:12.192	1:12.251	0.059
8	76	24.928	8	129	23.129	8	147	24.216	8	57	Tiihonen, Niklas	FIN	1:12.228	1:12.228	
9	122	25.000	9	106	23.140	9	133	24.236	9	147	Santilli, Alessio	ITA	1:12.233	1:12.499	0.266
10	147	25.019	10	122	23.254	10	57	24.257	10	122	Mac Leod, Samuel	GBR	1:12.343	1:12.568	0.225
11	93	25.067	10	57	23.254	11	72	24.345	11	166	Varley, Luke	GBR	1:12.454	1:12.454	
12	172	25.082	12	149	23.272	12	167	24.387	12	170	Waldherr, Michael	DEU	1:12.640	1:12.821	0.181
13	170	25.116	13	76	23.302	13	129	24.454	13	129	Nielsen, Nicklas	DNK	1:12.904	1:13.158	0.254
14	111	25.148	14	128	23.342	14	170	24.459	14	172	Walilko, Igor	POL	1:12.905	1:13.087	0.182
15	152	25.209	15	172	23.347	15	172	24.476	15	128	Moineault, Valentin	FER	1:13.106	1:13.231	0.125
16	128	25.265	16	53	23.352	16	128	24.499	16	111	Kasai, Takashi	JPN	1:13.147	1:13.441	0.294
17	166	25.300	17	111	23.439	17	95	24.534	17	72	Borge Andersen, Mats	NOR	1:13.352	1:13.751	0.399
18	129	25.321	18	95	23.579	18	111	24.560	18	93	Gonzales, Nicolas	FER	1:13.423	1:13.790	0.367
19	72	25.363	19	93	23.598	19	93	24.758	19	95	Guazzaroni, Alessio	ITA	1:13.610	1:13.923	0.313
20	95	25.497	20	72	23.644	20	152	24.762	20	152	Shiraishi, Yuta	JPN	1:13.822	1:14.298	0.476
21	149	25.889	21	152	23.851	21	149	24.851	21	149	Schettino, Mario	ITA	1:14.012	1:15.360	1.348





PF Int'l | 19 - 22.07.2012

CIK-FIA European KF2 Championship (Rd2)



KF2



KF2

Qualifying Practice Series 1 (QPS1)

Lap Time Analysis

For information purposes. No official / regulatory value

Laps	Sector 1	Spd 1	Sector 2	Sector 3	Spd 2	Lap Time
No.53 Olsen, Dennis						
1	24.866	103.9	23.848	24.221	107.3	1:12.935
2	24.696	104.8	23.844	24.358	107.3	1:12.898
3	24.578	102.5	23.592	23.968	107.4	1:12.138
4	24.601	106.3	23.619	25.879	103.5	1:14.099
5	24.399	104.9	23.352	24.119	107.5	1:11.870
6	24.504	105.0	23.552	24.212	107.7	1:12.268

Laps	Sector 1	Spd 1	Sector 2	Sector 3	Spd 2	Lap Time
No.57 Tiihonen, Niklas						
1	33.383	78.3	27.056	25.205	106.1	1:25.644
2	25.598	101.9	23.401	25.127	104.4	1:14.126
3	25.398	102.9	23.462	24.782	107.8	1:13.642
4	25.038	103.2	24.903	25.691	106.1	1:15.632
5	24.932	104.1	24.248	24.516	108.1	1:13.696
6	24.717	101.7	23.254	24.257	108.7	1:12.228

Laps	Sector 1	Spd 1	Sector 2	Sector 3	Spd 2	Lap Time
No.63 Litchfield, Mark						
1	27.990	95.3	23.214	24.161	105.5	1:15.365
2	24.882	104.2	22.697	24.130	106.0	1:11.709
3	25.353	104.5	22.949	24.167	105.9	1:12.469
4	24.514	103.9	22.724	24.063	107.6	1:11.301
5	24.715	104.3	23.076	24.098	106.3	1:11.889
6	24.599	104.1	23.027	24.005	107.1	1:11.631

Laps	Sector 1	Spd 1	Sector 2	Sector 3	Spd 2	Lap Time
No.72 Borge Andersen, Mats						
1	29.358	88.2	25.822	26.230	104.1	1:21.410
2	25.913	93.4	23.773	25.295	104.1	1:14.981
3	25.564	97.9	23.929	25.114	104.4	1:14.607
4	25.420	99.3	24.296	24.913	104.3	1:14.629
5	25.421	101.3	23.644	24.754	104.4	1:13.819
6	25.363	101.7	23.877	25.298	104.6	1:14.538
7	25.397	102.2	24.009	24.345	104.2	1:13.751

Laps	Sector 1	Spd 1	Sector 2	Sector 3	Spd 2	Lap Time
No.76 Compere, Victor						
1	26.842	88.2	24.067	24.577	102.8	1:15.486
2	25.639	99.4	23.426	24.771	103.1	1:13.836
3	25.028	98.8	23.598	24.375	103.0	1:13.001
4	25.329	98.4	23.430	24.493	103.4	1:13.252
5	25.483	95.8	23.302	24.259	103.8	1:13.044
6	24.939	101.6	23.618	24.183	103.8	1:12.740
7	24.928	97.8	23.361	23.962	103.4	1:12.251

Laps	Sector 1	Spd 1	Sector 2	Sector 3	Spd 2	Lap Time
No.93 Gonzales, Nicolas						
1	32.004	63.3	24.561	25.373	105.8	1:21.938
2	25.608	91.6	23.976	25.110	104.9	1:14.694
3	28.210	95.9	23.748	26.426	105.9	1:18.384
4	25.384	100.8	23.754	24.848	106.7	1:13.986
5	25.867	104.1	23.862	24.809	106.2	1:14.538
6	25.304	99.8	23.598	24.888	105.5	1:13.790
7	25.067	98.5	24.111	24.758	106.0	1:13.936

Laps	Sector 1	Spd 1	Sector 2	Sector 3	Spd 2	Lap Time
No.95 Guazzaroni, Alessio						
1	30.736	77.8	27.364	26.120	105.6	1:24.220
2	26.018	91.1	23.990	24.846	105.3	1:14.854
3	25.641	95.6	23.950	25.254	105.4	1:14.845
4	25.614	93.3	23.708	24.807	105.3	1:14.129
5	25.551	92.9	24.005	24.794	105.4	1:14.350
6	25.497	90.9	23.579	24.847	105.6	1:13.923
7	25.628	92.0	23.869	24.534	105.2	1:14.031

Laps	Sector 1	Spd 1	Sector 2	Sector 3	Spd 2	Lap Time
No.106 Ippolito, Paolo						
1	36.504	70.0	27.347	26.377	99.4	1:30.228
2	25.425	99.0	23.562	24.431	103.3	1:13.418
3	25.237	99.6	23.494	24.301	103.6	1:13.032
4	26.508	97.7	23.619	24.959	104.4	1:15.086
5	24.861	98.4	23.140	24.062	104.6	1:12.063
6	25.064	101.3	23.441	24.401	104.8	1:12.906

Laps	Sector 1	Spd 1	Sector 2	Sector 3	Spd 2	Lap Time
No.111 Kasai, Takashi						
1	28.351	92.2	24.722	25.060	102.4	1:18.133
2	25.710	93.7	23.791	24.937	102.4	1:14.438
3	25.383	98.1	23.795	24.807	101.5	1:13.985
4	25.304	97.2	23.794	24.560	102.6	1:13.658
5	25.148	97.1	23.439	24.854	101.0	1:13.441
6	25.169	96.2	24.011	25.010	102.2	1:14.190
7	25.156	93.1	24.210	24.863	102.3	1:14.229

Laps	Sector 1	Spd 1	Sector 2	Sector 3	Spd 2	Lap Time
No.122 MacLeod, Samuel						
1	27.667	84.8	24.391	25.070	104.2	1:17.128
2	25.198	99.7	23.500	24.415	104.4	1:13.113
3	25.049	96.6	23.254	24.406	104.9	1:12.709
4	25.081	100.7	23.342	24.380	104.3	1:12.803
5	25.078	99.7	23.401	24.089	104.2	1:12.568
6	25.000	100.7	23.462	24.143	104.2	1:12.605

Laps	Sector 1	Spd 1	Sector 2	Sector 3	Spd 2	Lap Time
No.128 Moineault, Valentin						
1	29.583	92.4	25.637	25.382	105.3	1:20.602
2	25.665	92.5	23.535	24.949	105.7	1:14.149
3	25.467	97.4	23.480	24.580	106.1	1:13.527
4	25.339	95.4	23.342	24.550	106.0	1:13.231
5	25.416	97.4	23.500	24.708	106.1	1:13.624
6	25.265	93.4	23.629	24.967	106.0	1:13.861
7	25.407	97.4	23.423	24.499	106.2	1:13.329

Laps	Sector 1	Spd 1	Sector 2	Sector 3	Spd 2	Lap Time
No.129 Nielsen, Nicklas						
1	28.092	98.7	23.968	25.142	100.2	1:17.202
2	25.664	99.5	23.746	24.805	101.6	1:14.215
3	25.321	100.3	23.450	24.577	102.1	1:13.348
4	25.368	101.3	23.336	24.642	102.0	1:13.346
5	25.556	101.2	23.913	24.653	102.5	1:14.122
6	25.575	102.1	23.129	24.454	102.7	1:13.158





PF Int'l | 19 - 22.07.2012

CIK-FIA European KF2 Championship (Rd2)



KF2



KF2

Qualifying Practice Series 1 (QPS1)

Lap Time Analysis

For information purposes. No official / regulatory value

Laps	Sector 1	Spd 1	Sector 2	Sector 3	Spd 2	Lap Time
No.133 Nylund, Niclas						
1	27.426	87.9	24.012	24.814	104.5	1:16.252
2	25.119	98.6	23.380	24.852	105.0	1:13.351
3	25.003	102.9	23.514	24.341	105.1	1:12.858
4	25.220	102.5	23.127	24.483	104.0	1:12.830
5	24.855	101.5	23.287	24.284	105.0	1:12.426
6	24.949	103.0	23.235	24.283	105.5	1:12.467
7	24.743	100.3	23.049	24.236	104.9	1:12.028

Laps	Sector 1	Spd 1	Sector 2	Sector 3	Spd 2	Lap Time
No.144 Romanov, Vasily						
1	28.677	95.0	24.268	24.478	108.6	1:17.423
2	25.261	96.4	23.185	24.469	108.9	1:12.915
3	25.171	101.8	23.322	24.405	109.0	1:12.898
4	25.361	99.2	23.373	24.474	109.1	1:13.208
5	24.875	102.5	23.393	24.206	109.3	1:12.474
6	24.864	103.5	22.956	24.113	109.0	1:11.933

Laps	Sector 1	Spd 1	Sector 2	Sector 3	Spd 2	Lap Time
No.147 Santilli, Alessio						
1	31.090	84.7	25.145	25.364	103.1	1:21.599
2	25.674	94.7	23.677	24.660	104.4	1:14.011
3	25.697	99.1	23.880	24.938	103.9	1:14.515
4	25.257	98.9	23.481	24.864	104.2	1:13.602
5	25.368	99.0	23.166	24.414	104.1	1:12.948
6	25.230	94.8	23.356	24.216	104.0	1:12.802
7	25.019	99.2	22.998	24.482	104.5	1:12.499

Laps	Sector 1	Spd 1	Sector 2	Sector 3	Spd 2	Lap Time
No.149 Schettino, Mario						
1	28.465	81.9	25.619	26.496	106.5	1:20.580
2	26.641	84.2	24.576	26.173	105.7	1:17.390
3	28.528	91.5	23.987	25.261	106.5	1:17.776
4	26.074	85.7	24.160	25.126	106.4	1:15.360
5	25.889	89.8	39.234	25.032	106.2	1:30.155
6	32.239	92.7	23.272	24.851	106.3	1:20.362

Laps	Sector 1	Spd 1	Sector 2	Sector 3	Spd 2	Lap Time
No.152 Shiraishi, Yuta						
1	29.270	82.0	25.604	26.642	105.7	1:21.516
2	26.162	86.0	24.296	25.041	106.0	1:15.499
3	25.731	92.9	24.772	24.981	106.2	1:15.484
4	25.826	88.3	24.627	24.888	105.9	1:15.341
5	25.560	96.5	23.875	24.863	105.8	1:14.298
6	25.489	88.4	24.683	24.762	105.7	1:14.934
7	25.209	90.2	23.851	25.299	105.9	1:14.359

Laps	Sector 1	Spd 1	Sector 2	Sector 3	Spd 2	Lap Time
No.166 Varley, Luke						
1	30.138	60.5	27.881	27.466	105.3	1:25.485
2	25.655	98.5	23.611	24.418	105.5	1:13.684
3	25.521	102.0	23.132	24.257	105.2	1:12.910
4	25.381	98.9	23.270	25.016	104.7	1:13.667
5	25.320	103.0	23.052	24.323	104.8	1:12.695
6	25.300	102.5	22.966	24.188	105.5	1:12.454

Laps	Sector 1	Spd 1	Sector 2	Sector 3	Spd 2	Lap Time
No.167 Vermeulen, Kenny						
1	26.969	86.8	23.346	25.111	103.2	1:15.426
2	25.042	100.2	23.285	25.156	103.9	1:13.483
3	24.889	98.7	23.980	24.923	104.4	1:13.792
4	24.877	94.6	23.180	24.451	105.9	1:12.508
5	24.665	96.2	23.054	24.551	106.3	1:12.270
6	24.798	93.9	23.088	24.417	106.9	1:12.303
7	24.776	95.6	23.314	24.387	106.5	1:12.477

Laps	Sector 1	Spd 1	Sector 2	Sector 3	Spd 2	Lap Time
No.170 Waldherr, Michael						
1	27.541	92.6	24.307	25.532	101.6	1:17.380
2	26.009	100.2	23.947	25.192	101.8	1:15.148
3	25.498	100.6	23.927	25.135	102.2	1:14.560
4	25.828	98.1	23.560	25.034	102.0	1:14.422
5	25.116	101.0	23.219	25.018	102.0	1:13.353
6	25.311	100.7	23.355	24.487	102.1	1:13.153
7	25.297	101.1	23.065	24.459	101.6	1:12.821

Laps	Sector 1	Spd 1	Sector 2	Sector 3	Spd 2	Lap Time
No.172 Waliiko, Igor						
1	34.914	82.7	27.751	25.896	100.4	1:28.561
2	26.156	94.4	23.683	25.107	104.9	1:14.946
3	25.726	100.3	23.347	24.843	104.9	1:13.916
4	25.569	101.5	27.992	25.763	103.6	1:19.324
5	25.082	104.2	23.529	24.476	104.9	1:13.087
6	25.306	104.0	24.608	24.870	92.9	1:14.784






PF Int'l | 19 - 22.07.2012
CIK-FIA European KF2 Championship (Rd2)



KF2

Entry & **Participants' List**





PF Int'l | 19 - 22.07.2012

CIK-FIA European KF2 Championship (Rd2)



KF2



KF2

List of Participants (84 Drivers)

Document 1

No.	Entrant	Nat	Driver	Nat	Equipment
51	ART Grand Prix Srl	ITA	Leclerc, Charles	MCO	ART GP / Parilla / Vega
53	Energy Corse	ITA	Olsen, Dennis	NOR	Energy / TM / Vega
54	Tony Kart Racing Team	ITA	Camponeschi, Flavio	ITA	Tony Kart / Vortex / Vega
55	ART Grand Prix Srl	ITA	Barnicoat, Benjamin	GBR	ART GP / Parilla / Vega
56	Birel Motorsport	ITA	Basz, Karol	POL	Birel / BMB / Vega
57	Energy North Europe	FIN	Tiihonen, Niklas	FIN	Energy / Parilla / Vega
59	Formula K	ITA	Hubert, Anthoine	FRA	FK / TM / Vega
61	LH Racing Team	SWE	Joyner, Tom	GBR	LH / BMB / Vega
63	PF International Karting	GBR	Litchfield, Mark	GBR	Zanardi / Parilla / Vega
64	Kosmic Racing Dept	ITA	Gromanová, Tereza	CZE	Kosmic / Vortex / Vega
65	Keijzer Racing	NLD	Graham, Matthew	GBR	Zanardi / Parilla / Vega
67	PDB Racing Team	NLD	Affolter, Joel	NLD	Gillard / Parilla / Vega
70	Morsicani Racing	ITA	Speedy, (A. Fuoco)	ITA	Tony Kart / Vortex / Vega
72	Ward Racing	SWE	Borge Andersen, Mats	NOR	Tony Kart / Vortex / Vega
73	Borget, Bastien	FRA	Boutonnet, Paul	FRA	Tony Kart / Parilla / Vega
74	ADAC Motorsport	DEU	Brunner, Lisa Christin	DEU	Mach 1 / TM / Vega
75	Tony Kart Racing Team	ITA	Chang Wing Chung, Andy	MAC	Tony Kart / Vortex / Vega
76	VDK Racing	GBR	Compere, Victor	FRA	Kosmic / Vortex / Vega
77	Maranello Kart	ITA	Cucco, Stefano	ITA	Maranello / BMB / Vega
78	Praga Kart Racing	CZE	Dabski, Karol	POL	Praga / Parilla / Vega
79	Bruneau, Olivier	FRA	Deguffroy, Remy	FRA	Tony Kart / Vortex / Vega
81	Millennium Motorsport	GBR	Di Folco, Alberto	ITA	Tony Kart / TM / Vega
84	Nees Racing	DEU	Erle, Fabian	DEU	Maranello / TM / Vega
85	Tony Kart Racing Team	ITA	Fioravanti, Damiano	ITA	Tony Kart / Vortex / Vega
87	Kosmic Racing Dept	ITA	Fukuzumi, Nirei	JPN	Kosmic / Vortex / Vega
91	Tony Kart Racing Team	ITA	Gil Contreras, Carlos	ESP	Tony Kart / Vortex / Vega
92	CRG SpA	ITA	Girard, Ingrid	FRA	CRG / BMB / Vega
93	GP Racing	ITA	Gonzales, Nicolas	FRA	GP / TM / Vega
94	BRM Racing	ITA	Grob, Dennis	CHN	BRM / TM / Vega
95	Comer	ITA	Guazzaroni, Alessio	ITA	Top Kart / Parilla / Vega
96	Millennium Motorsport	GBR	Hamilton, Alexander	IRL	Intrepid / TM / Vega
97	Maranello Kart	ITA	Hansen, Andreas Sebastian	DNK	Maranello / Maranello / Vega
98	Ward Racing	SWE	Hansson, Robin L.	SWE	Tony Kart / Vortex / Vega
100	VDK Racing	GBR	Haublin, Thibaut	BEL	Kosmic / Vortex / Vega
101	LH Racing Team	SWE	Heinonen, Johannes	FIN	LH / BMB / Vega
102	Formula K	ITA	Helgheim, Oystein	NOR	FK / TM / Vega
103	Genikart	ESP	Hiltbrand, Pedro	ESP	FA Kart / Vortex / Vega
104	Ricky Flynn Motorsport	GBR	Hoque, Zubair	GBR	FA Kart / Vortex / Vega
106	Kosmic Racing Dept	ITA	Ippolito, Paolo	ITA	Kosmic / Vortex / Vega
108	Ward Racing	SWE	Jalkanen, Mattias	SWE	Tony Kart / Vortex / Vega
111	Tony Kart Racing Team	ITA	Kasai, Takashi	JPN	Tony Kart / Vortex / Vega
112	Tony Kart Racing Team	ITA	Kiyohara, Ryota	JPN	Tony Kart / Vortex / Vega
114	OK Kart V ACR	CZE	Kocka, Ondrej	CZE	Maranello / BMB / Vega
116	RS-Motorsport	DEU	Krebs, Thomas S.	DNK	Maranello / TM / Vega
117	Ward Racing	SWE	Kuusiniemi, Jussi	FIN	Tony Kart / Vortex / Vega
118	LH Racing Team	SWE	Larsen, Kasper	DNK	LH / BMB / Vega
119	Comer	ITA	Lavelli, Kevin	ITA	Top Kart / Parilla / Vega
120	Tony Kart Racing Team	ITA	Ling, Kang	CHN	Tony Kart / Vortex / Vega
122	Tony Kart Racing Team	ITA	Mac Leod, Samuel	GBR	Tony Kart / Vortex / Vega
123	Scuderia PCR Srl	ITA	Maestranzi, Marco	ITA	PCR / Parilla / Vega
124	Energy North Europe	FIN	Mäntylä, Ville	FIN	Energy / Parilla / Vega





KF2

List of Participants (84 Drivers)

Document 1

No.	Entrant	Nat	Driver	Nat	Equipment
128	Bruneau, Olivier		Moineault, Valentin		Tony Kart / Vortex / Vega
129	Kosmic Racing Dept		Nielsen, Nicklas		Kosmic / Vortex / Vega
131	Ward Racing		Nilsson, Hannes		Tony Kart / Vortex / Vega
132	Mach 1 Motorsport		Norris, John		Mach 1 / TM / Vega
133	ART Grand Prix Srl		Nylund, Niclas		ART GP / Parilla / Vega
134	RK Racing Team		Pajuranta, Juuso-Matti		RK / BMB / Vega
135	Tony Kart Racing Team		Panetta, Federico		Tony Kart / Vortex / Vega
136	Tony Kart Racing Team		Paz Patric Armand, Philo		Tony Kart / Vortex / Vega
137	Daems Racing		Pereira, Dylan		Tony Kart / Vortex / Vega
139	Tony Kart Racing Team		Petjoi, Teemu Markus		Tony Kart / Vortex / Vega
140	Petit, Daniel		Petit, Hubert		Sodi / Parilla / Vega
143	Forza Racing		Read, Josh		Intrepid / TM / Vega
144	Energy Corse		Romanov, Vasily		Energy / Parilla / Vega
145	Birel Motorsport		Rossel, Kevin		Birel / BMB / Vega
146	ART Grand Prix Srl		Ruuskanen, Joni		ART GP / Parilla / Vega
147	Comer		Santilli, Alessio		Top Kart / Parilla / Vega
148	Comer		Savona, Federico		Top Kart / Parilla / Vega
149	Maranello Kart		Schettino, Mario		Maranello / Maranello / Vega
152	Intrepid Driver Program		Shiraishi, Yuta		Intrepid / TM / Vega
154	Energy North Europe		Snell, Sam		Energy / Parilla / Vega
156	ADAC Motorsport		Speck, Lucas		Mach 1 / TM / Vega
157	RK Racing Team		Stüger, Florian		RK / BMB / Vega
158	Millennium Motorsport		Sutton, David		Intrepid / TM / Vega
159	Kartronix		Tang, Andrew		Kosmic / TM / Vega
162	CRG SpA		Tiene, Felice		CRG / BMB / Vega
164	Daems Racing		Vandenbroek, Shane		Tony Kart / Vortex / Vega
166	CRG SpA		Varley, Luke		LH / BMB / Vega
167	Vermeylen, Kenny		Vermeylen, Kenny		Tecno / Parilla / Vega
168	Intrepid Driver Program		Verstappen, Max		Intrepid / TM / Vega
169	Chiesa Corse		Vivacqua, Thiago		Zanardi / Parilla / Vega
170	RK Racing Team		Waldherr, Michael		RK / BMB / Vega
171	RS-Motorsport		Zimmermann, Tim		Maranello / TM / Vega
172	Morsicani Racing		Walilko, Igor		Tony Kart / Vortex / Vega



PF Int'l | 19 - 22.07.2012

CIK-FIA European KF2 Championship (Rd2)



KF2



KF2 Entry List (122 Drivers)

No.	Entrant	Nat	Driver	Nat	Equipment
51	ART Grand Prix Srl	ITA	Leclerc, Charles	MCO	ART GP / Parilla / Vega
52	Sean GP	IDN	Luka, Sami	BEL	Tony Kart / Vortex / Vega
53	Energy Corse	ITA	Olsen, Dennis	NOR	Energy / TM / Vega
54	Tony Kart Racing Team	ITA	Camponeschi, Flavio	ITA	Tony Kart / Vortex / Vega
55	ART Grand Prix Srl	ITA	Barnicoat, Benjamin	GBR	ART GP / Parilla / Vega
56	Birel Motorsport	ITA	Basz, Karol	POL	Birel / BMB / Vega
57	Energy North Europe	FIN	Tiihonen, Niklas	FIN	Energy / Parilla / Vega
58	Sean GP	IDN	Giovinazzi, Antonio Maria	ITA	Tony Kart / Vortex / Vega
59	Formula K	ITA	Hubert, Anthoine	FRA	FK / TM / Vega
60	Birel Motorsport	ITA	Vigorito, Gianni	ITA	Birel / BMB / Vega
61	LH Racing Team	SWE	Joyner, Tom	GBR	LH / BMB / Vega
62	Jesolo Race	ITA	Poletto, Chiara	ITA	Jesolo / TM / Vega
63	PF International Karting	GBR	Litchfield, Mark	GBR	Zanardi / Parilla / Vega
64	Kosmic Racing Dept	ITA	Gromanová, Tereza	CZE	Kosmic / Vortex / Vega
65	Keijzer Racing	NLD	Graham, Matthew	GBR	Zanardi / Parilla / Vega
66	Scuderia PCR Srl	ITA	Valtanan, Juho	FIN	PCR / Parilla / Vega
67	PDB Racing Team	NLD	Affolter, Joel	NLD	Gillard / Parilla / Vega
68	Intrepid Driver Program	ITA	Barlow, Jack	GBR	Intrepid / TM / Vega
69	Team DMV	DEU	Beckord, Gilles	DEU	Tony Kart / Vortex / Vega
70	Morsicani Racing	ITA	Speedy, (A. Fuoco)	ITA	Tony Kart / Vortex / Vega
71	Formula K	ITA	Blom, Dave	NLD	FK / TM / Vega
72	Ward Racing	SWE	Borge Andersen, Mats	NOR	Tony Kart / Vortex / Vega
73	Borget, Bastien	FRA	Boutonnet, Paul	FRA	Tony Kart / Parilla / Vega
74	ADAC Motorsport	DEU	Brunner, Lisa Christin	DEU	Mach 1 / TM / Vega
75	Tony Kart Racing Team	ITA	Chang Wing Chung, Andy	MAC	Tony Kart / Vortex / Vega
76	VDK Racing	GBR	Compere, Victor	FRA	Kosmic / Vortex / Vega
77	Maranello Kart	ITA	Cucco, Stefano	ITA	Maranello / BMB / Vega
78	Praga Kart Racing	CZE	Dabski, Karol	POL	Praga / Parilla / Vega
79	Bruneau, Olivier	FRA	Deguffroy, Remy	FRA	Tony Kart / Vortex / Vega
80	KSM Racing Team	DEU	Detmers, David	AUT	Tony Kart / Vortex / Vega
81	Millennium Motorsport	GBR	Di Folco, Alberto	ITA	Tony Kart / TM / Vega
82	Albatros	RUS	Dlougy, Dmitry	RUS	Tony Kart / Vortex / Vega
83	Luxor Racing Team	ITA	Dragan, Tomi	ROU	Lenzokart / LKE / Vega
84	Nees Racing	DEU	Erle, Fabian	DEU	Maranello / TM / Vega
85	Tony Kart Racing Team	ITA	Fioravanti, Damiano	ITA	Tony Kart / Vortex / Vega
86	Fraisse, Vincent	FRA	Fraisse, Vincent	FRA	Sodi / Parilla / Vega
87	Kosmic Racing Dept	ITA	Fukuzumi, Nirei	JPN	Kosmic / Vortex / Vega
88	GA co Racing	NOR	Funder, Chris-Robin	NOR	Tony Kart / Vortex / Vega
89	Sean GP	IDN	Sean, Gelael	IDN	Tony Kart / Vortex / Vega
90	Gervasoni, Mirco	CHE	Gervasoni, Mirco	CHE	Birel / Vortex / Vega
91	Tony Kart Racing Team	ITA	Gil Contreras, Carlos	ESP	Tony Kart / Vortex / Vega
92	CRG SpA	ITA	Girard, Ingrid	FRA	CRG / BMB / Vega
93	GP Racing	ITA	Gonzales, Nicolas	FRA	GP / TM / Vega
94	BRM Racing	ITA	Grob, Dennis	CHE	BRM / TM / Vega
95	Comer	ITA	Guazzaroni, Alessio	ITA	Top Kart / Parilla / Vega
96	Millennium Motorsport	GBR	Hamilton, Alexander	IRL	Intrepid / TM / Vega
97	Maranello Kart	ITA	Hansen, Andreas Sebastian	DNK	Maranello / Maranello / Vega
98	Ward Racing	SWE	Hansson, Robin L.	SWE	Tony Kart / Vortex / Vega
99	RS-Motorsport	DEU	Hauber, Nadja	DEU	Maranello / TM / Vega
100	VDK Racing	GBR	Haublin, Thibaut	BEL	Kosmic / Vortex / Vega
101	LH Racing Team	SWE	Heinonen, Johannes	FIN	LH / BMB / Vega





PF Int'l | 19 - 22.07.2012

CIK-FIA European KF2 Championship (Rd2)



KF2



KF2 Entry List (122 Drivers)

No.	Entrant	Nat	Driver	Nat	Equipment
102	Formula K	ITA	Helgheim, Oystein	NOR	FK / TM / Vega
103	Genikart	ESP	Hiltbrand, Pedro	ESP	FA Kart / Vortex / Vega
104	Ricky Flynn Motorsport	GBR	Hoque, Zubair	GBR	FA Kart / Vortex / Vega
105	DMV Team KSM	DEU	Hrdlicka, Jonas	DEU	Tony Kart / Vortex / Vega
106	Kosmic Racing Dept	ITA	Ippolito, Paolo	ITA	Kosmic / Vortex / Vega
107	Kartronix	GBR	Iriawan, Yasuo Senna	IDN	Kosmic / TM / Vega
108	Ward Racing	SWE	Jalkanen, Mattias	SWE	Tony Kart / Vortex / Vega
109	RK Racing Team	AUT	Johnson, Roy	GBR	RK / BMB / Vega
110	Team Komarov	RUS	Karpov, Kirill	RUS	Tony Kart / BMB / Vega
111	Tony Kart Racing Team	ITA	Kasai, Takashi	JPN	Tony Kart / Vortex / Vega
112	Tony Kart Racing Team	ITA	Kiyohara, Ryota	JPN	Tony Kart / Vortex / Vega
113	Birel Motorsport	ITA	Klinkby-Silver, Maximilian	DNK	Birel / BMB / Vega
114	OK Kart V ACR	CZE	Kocka, Ondrej	CZE	Maranello / BMB / Vega
115	Team Komarov	RUS	Korolevskiy, Kirill	RUS	Tony Kart / BMB / Vega
116	RS-Motorsport	DEU	Krebs, Thomas S.	DNK	Maranello / TM / Vega
117	Ward Racing	SWE	Kuusiniemi, Jussi	FIN	Tony Kart / Vortex / Vega
118	LH Racing Team	SWE	Larsen, Kasper	DNK	LH / BMB / Vega
119	Comer	ITA	Lavelli, Kevin	ITA	Top Kart / Parilla / Vega
120	Tony Kart Racing Team	ITA	Ling, Kang	CHN	Tony Kart / Vortex / Vega
121	DR Srl	ITA	Locsmandi, Stefan	AUT	DR / TM / Vega
122	Tony Kart Racing Team	ITA	Mac Leod, Samuel	GBR	Tony Kart / Vortex / Vega
123	Scuderia PCR Srl	ITA	Maestranzi, Marco	ITA	PCR / Parilla / Vega
124	Energy North Europe	FIN	Mäntylä, Ville	FIN	Energy / Parilla / Vega
125	Marcon, Alessandro	ITA	Marcon, Nicola	ITA	Tony Kart / TM / Vega
126	ADAC Motorsport	DEU	Marschall, Dennis	DEU	Birel / TM / Vega
127	CRG SpA	ITA	Merisalo, Kalle	FIN	CRG / Parilla / Vega
128	Bruneau, Olivier	ERA	Moineault, Valentin	ERA	Tony Kart / Vortex / Vega
129	Kosmic Racing Dept	ITA	Nielsen, Nicklas	DNK	Kosmic / Vortex / Vega
130	Nilsson, Tom	SWE	Nilsson, Brandon	SWE	Exprit / Vortex / Vega
131	Ward Racing	SWE	Nilsson, Hannes	SWE	Tony Kart / Vortex / Vega
132	Mach 1 Motorsport	DEU	Norris, John	IRL	Mach 1 / TM / Vega
133	ART Grand Prix Srl	ITA	Nylund, Niclas	FIN	ART GP / Parilla / Vega
134	RK Racing Team	AUT	Pajuranta, Juuso-Matti	FIN	RK / BMB / Vega
135	Tony Kart Racing Team	ITA	Panetta, Federico	ARG	Tony Kart / Vortex / Vega
136	Tony Kart Racing Team	ITA	Paz Patric Armand, Philo	IDN	Tony Kart / Vortex / Vega
137	Daems Racing	BEL	Pereira, Dylan	LUX	Tony Kart / Vortex / Vega
138	Scuderia PCR Srl	ITA	Peroni, Costantino	ITA	PCR / Parilla / Vega
139	Tony Kart Racing Team	ITA	Petjoi, Teemu Markus	FIN	Tony Kart / Vortex / Vega
140	Petit, Daniel	ERA	Petit, Hubert	ERA	Sodi / Parilla / Vega
141	ART Grand Prix Srl	ITA	Pukema, Pasi	FIN	ART GP / Parilla / Vega
142	Millennium Motorsport	GBR	Pym, Hannah	GBR	Intrepid / TM / Vega
143	Forza Racing	GBR	Read, Josh	GBR	Intrepid / TM / Vega
144	Energy Corse	ITA	Romanov, Vasily	RUS	Energy / Parilla / Vega
145	Birel Motorsport	ITA	Rossel, Kevin	DNK	Birel / BMB / Vega
146	ART Grand Prix Srl	ITA	Ruuskanen, Joni	FIN	ART GP / Parilla / Vega
147	Comer	ITA	Santilli, Alessio	ITA	Top Kart / Parilla / Vega
148	Comer	ITA	Savona, Federico	ITA	Top Kart / Parilla / Vega
149	Maranello Kart	ITA	Schettino, Mario	ITA	Maranello / Maranello / Vega
150	Pro Kart Racing Team	DEU	Schönlebe, Stephan	DEU	RK / BMB / Vega
151	DR Srl	ITA	Belmaaziz, Pascal	ERA	DR / Vortex / Vega
152	Intrepid Driver Program	ITA	Shiraishi, Yuta	JPN	Intrepid / TM / Vega





PF Int'l | 19 - 22.07.2012

CIK-FIA European KF2 Championship (Rd2)

KF2



KF2 Entry List (122 Drivers)

No.	Entrant	Nat	Driver	Nat	Equipment
153	Energy Racing Norway		Skare, Cedrik Fonn		Energy / Vortex / Vega
154	Energy North Europe		Snell, Sam		Energy / Parilla / Vega
155	LH Racing Team		Sorensen, Christian		LH / BMB / Vega
156	ADAC Motorsport		Speck, Lucas		Mach 1 / TM / Vega
157	RK Racing Team		Stüger, Florian		RK / BMB / Vega
158	Millennium Motorsport		Sutton, David		Intrepid / TM / Vega
159	Kartronix		Tang, Andrew		Kosmic / TM / Vega
160	Daems Racing		Thill, Olivier		Tony Kart / Vortex / Vega
161	DP-Racing Team		Thoma, Florian		RK / BMB / Vega
162	CRG SpA		Tiene, Felice		CRG / BMB / Vega
163	ADAC Motorsport		Valier, Manuel		Mach 1 / TM / Vega
164	Daems Racing		Vandenbroek, Shane		Tony Kart / Vortex / Vega
165	DEP Competition Srl		Van Meever, Maks		Tony Kart / TM / Vega
166	CRG SpA		Varley, Luke		LH / BMB / Vega
167	Vermeylen, Kenny		Vermeylen, Kenny		Tecno / Parilla / Vega
168	Intrepid Driver Program		Verstappen, Max		Intrepid / TM / Vega
169	Chiesa Corse		Vivacqua, Thiago		Zanardi / Parilla / Vega
170	RK Racing Team		Waldherr, Michael		RK / BMB / Vega
171	RS-Motorsport		Zimmermann, Tim		Maranello / TM / Vega
172	Morsicani Racing		Walilko, Igor		Tony Kart / Vortex / Vega

